



THE STATE
of **ALASKA**
GOVERNOR MICHAEL J. DUNLEAVY

**Department of Labor and
Workforce Development**

ADMINISTRATIVE SERVICES
Management Services

PO Box 111149
Juneau, Alaska 99811
Main: 907.465.5980
Fax: 907.465.2107

June 18, 2019

Phat Chau, Cost Negotiator
OASAM/BOC/OAMS/Division of Cost Determination (DCD)
U.S. Department of Labor
200 Constitution Avenue, N.W., Room S-1510
Washington, DC 20210

Dear Mr. Chau,

Enclosed is the FY2019 Indirect Cost Proposal for the Alaska Department of Labor and Workforce Development. Changes to this plan include:

- Two more positions transferred from the Management Services component to Shared Services of Alaska (SSOA) along with the general fixed costs accounts payable function.
- Eight more positions transferred from the Data Processing component to the Office of Information Technology per Administrative Order 284.
- Costs above the federal salary cap for Executive Level II under TEGL 05-06 were included in the Direct Costs columns on Schedules VI C-1 and VI C-2.
- Appendix B2-2 was added to reflect additional FY2017 indirect costs for the Vocational Rehabilitation Administration component.

If there is additional information needed, please feel free to contact Rachel Paguio, Finance Officer, Administrative Services Division, at (907) 465-6529 or William Endicott, Division Operations Manager, Administrative Services Division, at (907) 465-5982.

Sincerely,

A handwritten signature in blue ink, appearing to read "Paloma Harbour".

Paloma Harbour
Administrative Services Director

Enclosures

cc: William Endicott, Operation Manager, Administrative Services, DOLWD
Rachel Paguio, Finance Officer, Administrative Services, DOLWD

(Intentionally left blank)

**Alaska Department of Labor
and
Workforce Development**

FY2019 Indirect Cost Proposal

For Fiscal Year Ending June 30, 2019

**State of Alaska
Department of Labor and Workforce Development
Division of Administrative Services**

(Intentionally left blank)

TABLE OF CONTENTS

Section I.	Introduction	1
Section II.	Certificate of Indirect Costs	4
Section III.	Organization Overview	6
Section IV.	Cost Policy	22
Section V.	Financial Information	27
Section VI.	Classification of Costs.....	37
Section VII.	FY2019 Department-Wide Fixed Indirect Cost Rate	79
Section VIII.	FY2019 Vocational Rehabilitation Division Fixed Indirect Cost Rate	84
Section IX.	FY2019 Employment and Training Services Division Fixed Indirect Cost Rate	89
Section X.	Allocated Costs.....	94
Appendix A: FY2019 Organization Charts		
Appendix B1: Chart of Accounts		
Appendix B2: Financial Reports		
Appendix C: FY2017 and FY2019 Leases		
Appendix D: FY2017 Legislative Audit		
Appendix E: FY2017 Administrative Systems (IRIS/AKPAY/ALDER) Unbilled		
Appendix F: FY2017 Statewide Cost Allocation Plan Agreement		
Appendix G: FY2017 Tax Collection Activity		
Appendix H: FY2017 Unemployment Insurance Penalties and Interest Activity		
Appendix I: Income Eligibility Verification System		
Appendix J: Trend Analysis, FY2018 and FY2019		

(Intentionally left blank)

SECTION I
INTRODUCTION

(Intentionally left blank)

INTRODUCTION

This document comprises the indirect cost rate proposal (hereby known as the proposal) for the Alaska Department of Labor and Workforce Development (hereby known as the department) for the department's fiscal year beginning July 1, 2018 and ending June 30, 2019 (FY2019). The proposal has been developed to support the approval of a FY2019 department-wide fixed indirect cost rate, FY2019 Vocational Rehabilitation division fixed indirect cost rate, and FY2019 Employment and Training Services division fixed indirect cost rate by the U.S. Department of Labor (USDOL). The department's federal cognizant agency is USDOL.

The proposal has been prepared in accordance with U.S. Office of Management and Budget (OMB) Circular 2 CFR 200 Subpart E, "Cost Principles," which establishes principles and procedures for the allowability and recovery of both direct and indirect costs on federally funded programs. Financial and supporting information required by OMB Circular 2 CFR 200 Appendix VII and USDOL to be included in an indirect cost rate proposal have been included in this submission. The information is presented in the following proposal sections and appendices:

- ❑ **Section II: Certificate of Indirect Costs** - Certificate signed by an authorized department official certifying the proposal has been prepared in accordance with applicable policies and procedures of OMB Circular 2 CFR 200 Subpart E.
- ❑ **Section III: Organization Overview** - Description of the responsibilities, services and funding of the department's divisions and programs.
- ❑ **Section IV: Cost Policy** - Statements on the department's cost policies and descriptions of procedures and methods used to assign costs to benefiting programs and funding sources.
- ❑ **Section V: Financial Information** - Schedules providing the department's actual expenditures for the fiscal year ended June 30, 2017 (FY2017) and budgeted expenditures and funding for FY2019.
- ❑ **Section VI: Classification of Costs** - Schedules providing the department's classification of costs as either direct or indirect and supporting schedules for costs classified as indirect costs.
- ❑ **Section VII: FY2019 Department-Wide Fixed Indirect Cost Rate** - Schedules providing the calculation of the FY2019 department-wide fixed indirect cost rate.
- ❑ **Section VIII: FY2019 Vocational Rehabilitation Division Fixed Indirect Cost Rate** - Schedules providing the calculation of the FY2019 Vocational Rehabilitation Division fixed indirect cost rate.

-
- ❑ **Section IX: FY2019 Employment and Training Services Division Fixed Indirect Cost Rate** - Schedules providing the calculation of the FY2019 Employment and Training Services Division fixed indirect cost rate.
 - ❑ **Section X: Allocated Costs** - Description of the methodology and bases utilized to allocate costs benefiting more than one program.
 - ❑ **Appendix A: FY2019 Organization Charts** - Department organization charts for FY2019.
 - ❑ **Appendix B1: Chart of Accounts** - Department chart of accounts structures for FY2017 and FY2019.
 - ❑ **Appendix B2: Financial Reports** - Department FY2017 financial reports including an operating and capital appropriation expenditures report, FY2017 CAFR Letter of Transmittal, FY2017 federal schedule reports, and FY2017 employee timesheet.
 - ❑ **Appendix C: FY2017 and FY2019 Leases** - FY2017 actual and FY2019 budgeted lease costs that show state paid versus component costs by lease that have been claimed as indirect costs.
 - ❑ **Appendix D: FY2017 Legislative Audit** - Memorandum billing for State of Alaska FY2017 Single Audit Services that have been claimed as indirect costs.
 - ❑ **Appendix E: FY2017 Administrative Systems (IRIS/AKPAY/ALDER) Unbilled** - Copy of FY2017 unbilled IRIS FIN (procurement and financial system) IRIS HRM and AKPAY (payroll systems) and ALDER (data warehouse) usage by the Department of Administration, Division of Finance that has been claimed as indirect costs.
 - ❑ **Appendix F: FY2017 Statewide Cost Allocation Plan Agreement** – State of Alaska FY2017 Statewide Cost Allocation Plan agreement identifying the statewide FY2017 fixed indirect costs.
 - ❑ **Appendix G: FY2017 Tax Collection Activity** - Description of the department’s tax collection activity, and certification of compliance with ETA TEGL No. 06-05.
 - ❑ **Appendix H: FY2017 Unemployment Insurance Penalties and Interest Activity** - Description of the department’s unemployment insurance penalties and interest activity, and certification of compliance with ETA TEGL 15-09.
 - ❑ **Appendix I: Income Eligibility Verification System** - Description of the department’s income eligibility verification system.
 - ❑ **Appendix J: Trend Analysis, FY2018 and FY2019** - Trend analysis of projected department overhead with variances.

SECTION II
CERTIFICATE OF INDIRECT COSTS

(Intentionally left blank)

STATE OF ALASKA
DEPARTMENT OF LABOR AND WORKFORCE DEVELOPMENT
CERTIFICATE OF INDIRECT COSTS

This is to certify that I have reviewed the indirect cost rate proposal submitted herewith and to the best of my knowledge and belief:

- 1) All costs included in this proposal to establish fixed indirect costs rates for FY2019 are allowable in accordance with the requirements of the Federal award(s) to which they apply and OMB Circular 2 CFR 200 Subpart E, "Cost Principles." Unallowable costs have been adjusted for in allocating costs as indicated in the cost allocation plan.
- 2) All costs included in this proposal are properly allocable to Federal awards on the basis of a beneficial or causal relationship between the expenses incurred and the agreements to which they are allocated in accordance with the applicable requirements. Further, the same costs that have been treated as indirect costs have not been claimed as direct costs. Similar types of costs have been accounted for consistently and the Federal government will be notified of any accounting changes that would affect the predetermined rate.

I declare that the foregoing is true and correct.

Governmental Unit: State of Alaska, Department of Labor and Workforce Development

Signature: Paula S

Name of Official: Paloma Harbour

Title: Director, Division of Administrative Services

Date of Execution: June 17, 2019

(Intentionally left blank)

SECTION III
ORGANIZATION OVERVIEW

(Intentionally left blank)

ORGANIZATION OVERVIEW

In FY2019, the department consists of the Office of the Commissioner, the Alaska Workforce Investment Board, the Alaska Labor Relations Agency and six divisions: Administrative Services, Workers' Compensation, Labor Standards and Safety, Employment and Training Services, Vocational Rehabilitation and the Alaska Vocational Technical Center. Each division consists of components which are described below.

FY2017 actual expenditures and FY2019 budgeted expenditures and funding information for each component is provided in Section V of the proposal, and FY2019 organization charts are provided in Appendix A of the proposal.

Office of the Commissioner

The mission of the Office of the Commissioner is to provide support and policy direction to divisions within the department. The Office of the Commissioner is responsible for ensuring coordination and accomplishment of the department's mission and responsibilities. The Commissioner and Deputy Commissioner provide policy direction and management oversight of all department activities. Strong direction from the Office of the Commissioner is critical to the success of the services provided by the department.

Funding Sources:

1003: General Fund Match

1004: General Fund Receipts

1007: Inter-Agency Receipts

Alaska Workforce Investment Board

The Workforce Investment Board component provides staff support to the Alaska Workforce Investment Board, which contributes to the department's mission as the lead state planning and coordinating entity for state and federal workforce development programs.

Funding Sources:

1007: Inter-Agency Receipts

Alaska Labor Relations Agency

The mission of the Alaska Labor Relations Agency is to facilitate cooperative relations between Alaska's public employers and the labor organizations that represent public employees. The component administers the Public Employment Relations Act and the labor provisions of the Alaska

Railroad Corporation Act. The Agency promotes cooperative relations between government and its employees and protects the public by assuring effective and orderly operations of government.

Agency services include: conducting elections on union representation for collective bargaining; investigating unfair labor practice complaints, unit composition disputes, representation and other issues; conducting pre-hearing conferences, hearings and issuing decisions; considering employee claims for religious exemption from the obligation to pay monthly union dues; determining strike class eligibility of employees; conducting periodic public meetings and training.

Funding Source:

1004: General Fund Receipts

Administrative Services Division

The mission of the Administrative Services Division (ASD) is to provide support to the department's programs. The division provides centralized support services, assists in formulation of operating policies, and develops and implements management procedures for the department. The division consists of four components: Management Services, Leasing, Data Processing, and Labor Market Information. This differs from FY2017 as the Human Resources component was consolidated within the Management Services component effective July 1, 2017 (FY2018).

Management Services Component

The Management Services component provides for efficient and effective administrative services in support of the department's programs. The component provides budget planning, development, monitoring and reporting; federal and state accounting and reporting; human resources consultation and recruitment support; and procurement, mail and office space management for department programs. The Human Resources component was consolidated into the Management Services component in FY2018.

In FY2017, Shared Services of Alaska (SSOA), a new division under the Alaska Department of Administration (DOA), was created to provide back-office support of common administrative transactions to allow agencies to focus on core mission responsibilities. The first function moved to SSOA was travel reimbursements, and as a result three positions from the Management Services component were transferred to SSOA in FY2018. The second function moved to SSOA is general accounts payable, and as a result two positions from the Management Services component transferred to SSOA in FY2019. Funding for all five of these positions are charged to Management Services from SSOA via Reimbursable Service Agreement (RSA).

Funding Sources:

1002: Federal Receipts

- Indirect cost recoveries from grants and awards administered by the department.

1003: General Fund Match

1004: General Fund Receipts

1007: Inter-Agency Receipts

Leasing Component

The Leasing component provides state funding to offset lease costs for department programs. These lease costs are paid via a RSA with DOA. DOA provides lease procurement, space management and makes payments to lessors for space occupied by the department. Divisions pay the remainder of the RSA for lease expenses to DOA.

Funding Sources:

1004: General Fund Receipts

Data Processing Component

The Data Processing component provides technical, analytical and business specific expertise to assist customers in efficiently achieving their goals. The component also supports and enhances the department's information infrastructure, which includes developing, integrating and maintaining applications, and securing data in department databases and files.

Per Administrative Order 284 and effective April 25, 2017, the Office of Information Technology (OIT) was established within DOA to work with departments to improve the way the State acquires and manages information technology and to use a coordinated approach that builds on existing structures and successful practices for maximum public benefit. As a part of this initiative, the department's lead Data Processing Manager was transferred to OIT in FY2018. This position continues to provide supervision of the department's Data Processing component and IT positions. In FY2019, eight more positions from the Data Processing component were transferred to OIT. Funding for all nine of these positions are charged to Data Processing from OIT via RSA.

Funding Sources:

1002: Federal Receipts

- CFDA 17.207 - Employment Service/Wagner-Peyser Funded Activities
- CFDA 17.225 - Unemployment Insurance - Administration

1004: General Fund Receipts

1007: Inter-Agency Receipts

Labor Market Information Component

The Labor Market Information component provides accurate and timely economic and demographic data and analysis to assist government, industry, and individuals in making informed decisions. The component collects, analyzes, and publishes information on employment, unemployment, wage, occupational injuries, population estimates, and forecasts.

Funding Sources:

1002: Federal Receipts

- CFDA 17.002 - Labor Force Statistics - Current Employment Statistics; Local Area Unemployment Statistics; Quarterly Census of Employment and Wages; and Occupational Employment Statistics
- CFDA 17.005 - Compensation and Working Conditions - Annual Survey; Census of Fatal Occupational Injuries
- CFDA 17.207 - Employment Service/Wagner-Peyser Funded Activities - Labor Market/Workforce Information Grants to States
- CFDA 17.261 - Workforce Innovation and Opportunity Act (WIOA) Pilots, Demonstrations, and Research Projects - Workforce Data Quality Initiative
- CFDA 90.100 - Denali Commission Program - Distressed Community

1004: General Fund Receipts

1007: Inter-Agency Receipts

1092: Mental Health Trust Authority Authorized Receipts

1108: Statutory Designated Program Receipts

1157: Workers Safety and Compensation Administration Account

Workers' Compensation Division

The mission of the Workers' Compensation Division is to ensure the efficient, fair and predictable delivery of indemnity, medical and reemployment benefits intended to enable workers to return to work at a reasonable cost to employers. The division ensures injured Alaska workers receive benefits as defined by law. The division assures that employees are properly compensated for their work related injuries or illnesses; that employers' rights are protected; that payments to and from the Second Injury Fund are made properly to assure the viability and stability of the fund; and provides assistance with medical and health care costs for injured fishermen. The division consists of five

components: Workers' Compensation, Workers' Compensation Appeals Commission, Workers' Compensation Benefits Guaranty Fund, Second Injury Fund and Fishermen's Fund.

Workers' Compensation Component

The Workers' Compensation component is the administrative arm of the Alaska Workers' Compensation Board, enforcing the Alaska Workers' Compensation Act. The component investigates uninsured employers, tracks and records all aspects of workers' compensation and provides information as requested. The component conducts mediations, pre-hearings and formal hearings, issues formal decisions and orders that are appealable, administers the volunteer reemployment benefits program and provides for general compliance with the Act.

Funding Sources:

1157: Workers Safety and Compensation Administration Account

Workers' Compensation Appeals Commission Component

The Workers' Compensation Appeals Commission component ensures timely, thoughtful, well-reasoned, and sound decisions on appeals from final decisions and orders of the Alaska Workers' Compensation Board. The commission is the exclusive and final authority for determining all questions of law and fact arising out of the Alaska Workers' Compensation Act. On matters taken to the commission, the decision of the commission is final and conclusive, unless appealed to the Alaska Supreme Court.

Funding Sources:

1157: Workers Safety and Compensation Administration Account

Workers' Compensation Benefits Guaranty Fund Component

The Workers' Compensation Benefits Guaranty Fund component provides for paying benefits (both medical and weekly disability compensation) to workers who have been injured while working for an employer that was not in compliance with the Alaska Workers' Compensation Act and fails to pay benefits owed the injured worker. Payment of medical benefits allows workers to receive prompt medical care allowing them to recover and return to work. Revenue to the fund is received from penalties and fines assessed against employers that do not comply with the Act.

Funding Sources:

1203: Workers' Compensation Benefits Guaranty Fund

Second Injury Fund Component

The Second Injury Fund component facilitates reemployment of injured workers. The component ensures that workers' compensation insurance premiums for employees suffering from a condition

caused by an earlier injury are equivalent to those of able-bodied workers by limiting the liability of an employer in regards to the amount of compensation, which is paid when a disabled employee is involved in a second injury. The component provides an incentive for employers to hire or retain an injured or disabled worker by helping to maintain insurance premiums for these employees that are equivalent to those of able-bodied workers. Revenue to the fund is from insurers and self-insured employers.

Funding Sources:

1031: Second Injury Fund Reserve Account

Fishermen's Fund Component

The Fishermen's Fund component provides assistance with the medical and health care costs of occupational injuries or illnesses due to commercial fishing activities on shore or in state waters, allowing commercial fishermen to get back to work promptly. The Fishermen's Fund was established in 1951 and provides funds for the care and treatment of Alaska licensed commercial fishermen whose injuries or illnesses are directly connected to operations as fishermen. The Fund is not an insurance program, but an emergency payer of last resort for medical costs. Revenue to the fund comes from commercial fishing licenses.

Funding Sources:

1032: Fishermen's Fund Reserve Account

Labor Standards and Safety Division

The mission of the Labor Standards and Safety Division is to provide safe and legal working conditions. The division provides oversight, enforcement, consultation and training services relating to wage and hour laws, employment preference, child labor laws and occupational safety and health; licensing enforcement of construction contractors and electrical and mechanical administrators; certification of electricians, power linemen, plumbers, blasters and painters; certification and training for individuals who work with toxic and hazardous substances; and inspections of electrical and mechanical systems for code compliance. The division consists of four components: Wage and Hour Administration, Mechanical Inspection, Occupational Safety and Health and the Alaska Safety Advisory Council.

Wage and Hour Administration Component

The Wage and Hour Administration component ensures that employees are justly compensated for their work, safeguards workers from unscrupulous employment practices, and ensures that children are not exploited by employment in dangerous occupations. Collection of wages for employees, who have not been properly paid, is performed by a staff of investigators and technicians in three regional offices statewide, who investigate underpayment, or nonpayment, of wages earned or

benefits accrued. Investigative staff also educate employers and employees about their rights and obligations under Alaska labor laws through employer visits, seminars, briefings and other forums.

Funding Sources:

1004: General Fund Receipts

1007: Inter-Agency Receipts

Mechanical Inspection Component

The Mechanical Inspection component protects the public safety by providing oversight and inspection for hazards related to boilers, pressure vessels, elevators, escalators, trams, lifts, and electrical and plumbing installations statewide; and by testing and licensing people associated with some of these activities. Component services include:

- Issuance of certificates of fitness for validating the qualifications of electricians, power linemen, plumbers, and boiler operators;
- Inspection of boilers and pressure vessels for safety;
- Inspection of new construction and alterations to existing construction, for compliance with applicable state plumbing and electrical codes;
- Inspection of new and existing elevators, escalators, tramways, ski lifts and amusement rides for safety and proper maintenance and operation;
- In conjunction with the Department of Commerce, Community and Economic Development, ensuring electricians, plumbers, construction contractors and electrical/mechanical administrators have proper certificates and/or licenses.

Funding Sources:

1005: General Fund Program Receipts

1007: Inter-Agency Receipts

1172: Building Safety Account

Occupational Safety and Health Component

The Occupational Safety and Health component works in partnership with Alaskan employers and workers toward eliminating workplace injuries, illnesses and deaths through a combination of consultation and enforcement functions and by assisting employers in complying with state and federal regulations relating to occupational safety and health. Component services include:

- Providing for prompt elimination or restraint of imminent danger situations and investigating employee complaints, work-related fatalities, and catastrophes;
- Completing compliance inspections in accordance with state and federal mandates, without advance notice, to assess workplace safety and health and issuing citations if necessary;
- Preparing, adopting, amending, or repealing general and specific safety and health standards governing the conditions of employment in all workplaces to be "as stringent" as those adopted or recognized by the United States Secretary of Labor under the authority of the Occupational Safety and Health Act of 1970;
- Protecting employees against discharge or discrimination for exercising the rights afforded by the Alaska Occupational Safety and Health (AKOSH) standards;
- Encouraging voluntary compliance by employers and employees in reducing the number of safety and health hazards at their work places through consultative on-site visits and providing employers and employees training on state and federal regulations;
- Processing employer requests for variances from existing standards;
- Compiling and disseminating statistical information on program activity for department and state administrators and the federal Occupational Safety and Health Administration (OSHA);
- Issuing certificates of fitness for validating the qualifications of painters, asbestos abatement workers, and explosive handlers; and auditing asbestos abatement and explosive handlers training programs.

Funding Sources:

1002: Federal Receipts

- CFDA 17.503 - Occupational Safety and Health Program 23G
- CFDA 17.504 - Consultation Agreements 21D

1003: General Fund Match

1004: General Fund Receipts

1005: General Fund Program Receipts

1007: Inter-Agency Receipts

1157: Workers Safety and Compensation Administration Account

Alaska Safety Advisory Council Component

The Alaska Safety Advisory Council component organizes the annual Governor's Safety and Health Conference that presents three days of occupational safety and health seminars to business owners, managers, supervisors and employees and is funded by receipts from attendees and businesses that choose to participate. In addition to sponsoring the annual conference, the Alaska Safety Advisory Council works with organizations, individuals and groups that are interested in the promotion of safety to reduce accidental death and injury.

Funding Sources:

1108: Statutory Designated Program Receipts

Employment and Training Services Division

The mission of the Employment and Training Services Division is to develop and support workforce development programs designated to meet Alaska's needs and to provide labor exchange, employment and training services, and unemployment insurance to Alaskans and Alaska business thereby advancing opportunities for employment and providing economic stability for communities in Alaska.

Employment and Training Services Administration Component

The Employment and Training Services Administration component provides administrative support and oversight of the division's budget and financial policies and procedures.

Funding Sources:

1002: Federal Receipts

- Indirect cost recoveries from grants and awards administered by the division.

1007: Inter-Agency Receipts

Workforce Services Component

The Workforce Services component provides labor exchange services for all Alaskans, connects employers with job seekers, prepares job seekers for employment, provides specialized labor exchange services in order to place job seekers in unsubsidized employment and provides priority services to veterans in compliance with federal laws.

Funding Sources:

1002: Federal Receipts

- CFDA 17.207 - Employment Service/Wagner-Peyser Funded Activities; and Disability Employment Initiative
- CFDA 17.235 - Senior Community Service Employment Program
- CFDA 17.258 - WIOA Adult Program
- CFDA 17.268 - H-1B Job Training Grants - American Apprenticeship Initiative Project
- CFDA 17.270 - Reentry Employment Opportunities
- CFDA 17.278 - WIOA Dislocated Worker Formula Grants
- CFDA 17.801 - Disabled Veterans' Outreach Program and Local Veterans' Employment Representative Program
- CFDA 96.008 - Social Security - Work Incentives Planning and Assistance Program

1007: Inter-Agency Receipts

1049: Training and Building Fund

1092: Mental Health Trust Authority Authorized Receipts

1108: Statutory Designated Program Receipts

Workforce Development Component

The Workforce Development component administers state and federal workforce development programs designed to meet Alaska's workforce needs in priority occupations and industries identified by the Alaska Workforce Investment Board. The component provides grant program performance evaluation, and through grants provides adult learners instruction in the basic skills of reading, writing, mathematics, English as a Second Language (ESL) and General Educational Development (GED) preparation and testing with emphasis on practical life skills and integrating workplace readiness skills into instruction. This component also manages pass-through grants for the Technical and Vocational Education Program and Alaska Construction Academy programs.

Funding Sources:

1002: Federal Receipts

- CFDA 17.207 - Employment Service/Wagner-Peyser Funded Activities; and Disability Employment Initiative

- CFDA 17.225 - Unemployment Insurance - Alternative Trade Adjustment Assistance Benefits, Reemployment Services and Eligibility Assessment
 - CFDA 17.235 - Senior Community Service Employment Program
 - CFDA 17.245 - Trade Adjustment Assistance
 - CFDA 17.258 - WIOA Adult Program
 - CFDA 17.259 - WIOA Youth Activities
 - CFDA 17.268 - H-1B Job Training Grants - American Apprenticeship Initiative Project
 - CFDA 17.270 - Reentry Employment Opportunities
 - CFDA 17.271 - Work Opportunity Tax Credit Program
 - CFDA 17.273 - Temporary Labor Certification for Foreign Workers
 - CFDA 17.277 - WIOA National Dislocated Worker Emergency and National Disaster Alaska Earthquake
 - CFDA 17.278 - WIOA Dislocated Worker Formula Grants
 - CFDA 17.280 - WIOA Dislocated Worker National Reserve Demonstration – Opioid Crisis
 - CFDA 17.281 - WIOA Dislocated Worker National Reserve Technical Assistance and Training
 - CFDA 17.285 - Apprenticeship USA Grants
 - CFDA 17.801 - Disabled Veterans Outreach Program and Local Veterans' Employment Representative Program
 - CFDA 84.002 - Adult Education - Basic Grants to States
- 1003: General Fund Match
- 1004: General Fund Receipts
- 1054: State Training and Employment Program Account
- 1151: Technical and Vocational Education Program Account

Unemployment Insurance Component

The Unemployment Insurance (UI) component assesses and collects employer and employee contributions for deposit into the UI Trust Fund, the State Training and Employment Program account, and the Technical and Vocational Education Program account; and pays UI benefits to workers who are temporarily unemployed.

Funding Sources:

1002: Federal Receipts

- CFDA 17.207 - Employment Service/Wagner-Peyser Funded Activities
- CFDA 17.225 - Unemployment Insurance - Administration; and Alternative Trade Adjustment Assistance benefit, Emergency Unemployment Compensation, Reemployment & Eligibility Assessment, SBR Benefit Audit Recovery Tracking System, SBR State Information Data Exchange System Implementation, SBR Wage Verification, Disaster Unemployment Assistance Administration and Disaster Unemployment Assistance Benefits

1005: General Fund Program Receipts

1007: Inter-Agency Receipts

1054: State Training and Employment Program Account

1108: Statutory Designated Program Receipts

1151: Technical and Vocational Education Program Account

Vocational Rehabilitation Division

The mission of the Vocational Rehabilitation Division is to assist people with disabilities to obtain and maintain employment. The division administers a combined federal/state program under the authority of the Rehabilitation Act of 1973, as amended in 1998. The division works to assist in accomplishing the individualized goals for employment of each person with a disability. A full array of vocational rehabilitation services, support and assistance in employment, assistive technology and referrals are offered. In partnership with other state agencies, private sector businesses, vendors and non-profit organizations, individuals are assisted and encouraged in realizing their potential and personal independence as full participants and citizens in their community. Employers are provided with properly trained and willing workers able to do the job.

The division also adjudicates claims on behalf of the Social Security Administration for Title II and Title XVI applicants for disability benefits and provides referrals for services. The division consists of four components: Vocational Rehabilitation Administration, Client Services, Disability Determination, and Special Projects.

Vocational Rehabilitation Administration Component

The Vocational Rehabilitation Administration component provides administrative oversight and support for all programs and activities of the division. The component: sets policy and provides oversight and evaluation of the activities of the division; monitors grants to public and private non-profit organizations providing disabilities services; identifies new federal and state resources available to support the program; participates in a collaborative partnership with two federally required consumer controlled councils to ensure an effective service delivery system.

Funding Sources:

1002: Federal Receipts

- Indirect cost recoveries from grants and awards administered by the division.

1007: Inter-Agency Receipts

Client Services Component

The Client Services component provides direct services to individuals with disabilities. Services are planned and delivered for the purpose of assisting individuals with disabilities who are in need of vocational rehabilitation to prepare for and acquire employment in the competitive labor market. Vocational rehabilitation counselors, assistants and support staff provide direct services to individuals with disabilities. Case services funds are used to purchase services for individuals with disabilities who are eligible for vocational rehabilitation. Federal law requires the provision of a variety of services to meet the individual vocational needs of a person with a disability. The Client Services component also manages the Business Enterprise Program (BEP). BEP has two sources of income: revenue from state property vending facilities; and the portion of revenue attributable to facilities on federal property also known as Randolph-Sheppard receipts.

Funding Sources:

1002: Federal Receipts

- CFDA 84.126 - Rehabilitation Services - Vocational Rehabilitation Grants to States
- CFDA 96.006 - Supplemental Security Income

1003: General Fund Match

1117: Randolph Sheppard Small Business Fund

1237: Vocational Rehabilitation Small Business Enterprise Revolving Fund

Disability Determination Component

The Disability Determination (DD) component provides efficient adjudication of claims for disability benefits under the Title II and Title XVI of the Social Security Act. DD operates as a federally regulated agency. Adjudication services are also provided for the Department of Health and Social Services, Division of Public Assistance and are funded through an RSA. DD is responsible for obtaining medical records and in certain situations purchasing medical exams in order to adjudicate these disability claims.

Funding Sources:

1002: Federal Receipts

- CFDA 96.001 - Social Security - Disability Insurance

1007: Inter-Agency Receipts

Special Projects Component

The Special Projects component includes innovative projects that address client needs in support of their employment goals and are complementary to the basic vocational rehabilitation service program designed to address state and federal initiatives. The Special Projects component also provides for the development, implementation, and evaluation of a comprehensive service delivery system whereby persons with disabilities residing in all areas of the state will be able to access assistive technology services and/or devices.

Funding Sources:

1002: Federal Receipts

- CFDA 84.177 - Rehabilitation Services - Independent Living Services for Older Individuals Who are Blind
- CFDA 84.187 - Supported Employment Services for Individuals with the Most Significant Disabilities
- CFDA 93.464 - Administration for Community Living (ACL) Assistive Technology

1003: General Fund Match

1004: General Fund Receipts

1007: Inter-Agency Receipts

Alaska Vocational Technical Center Division

The mission of the Alaska Vocational Technical Center (AVTEC) Division is to provide market-driven vocational and technical training. AVTEC consists of two components: Alaska Vocational Technical Center, and AVTEC Facilities Maintenance.

Alaska Vocational Technical Center Component

The Alaska Vocational Technical Center (AVTEC) component offers post-secondary vocational and technical training for Alaskans. AVTEC provides long-term programs supporting business and industry employment needs plus a wide variety of short-term training and educational programs. AVTEC coordinates with secondary education programs in preparing career paths for Alaska high school students.

Funding Sources:

1002: Federal Receipts

- CFDA 84.063 - Federal Pell Grant Program
- CFDA 84.268 - Federal Direct Student Loans

1004: General Fund Receipts

1005: General Fund Program Receipts

1007: Inter-Agency Receipts

1108: Statutory Designated Program Receipts

1151: Technical and Vocational Education Program Account

AVTEC Facilities Maintenance Component

The AVTEC Facilities Maintenance component includes costs for maintenance, repair, renewal, replacement, upgrade and custodial services of AVTEC's 16 state-owned education facilities.

Funding Sources:

1007: Inter-Agency Receipts

1061: Capital Improvement Project Receipts

This concludes the department's organization overview. Organization charts are provided in Appendix A.

(Intentionally left blank)

SECTION IV
COST POLICY

(Intentionally left blank)

COST POLICY

The State of Alaska maintains a statewide accounting system, the Integrated Resource Information System (IRIS), which identifies all expenditures by department, division, component, program, type of cost and appropriation or funding source. IRIS integrated the statewide procurement and financial, and payroll systems. The combined procurement and financial module (IRIS FIN) was implemented on July 1, 2015. The human resources module (IRIS HRM) replaced the statewide payroll system (AKPAY) effective January 17, 2017. Costs recorded in IRIS are identified by appropriation and major program/program structures.

Data is extracted from IRIS into a statewide reporting system (ALDER). ALDER is a data warehouse system and reporting platform for financial and payroll activity that is used for financial statements and reporting. The state's fiscal year is July 1st through June 30th. The state utilizes a modified accrual basis for accounting and financial statements.

Accounting Policies

Due to the funding of department programs by both state and federal funding sources, the department's policies and procedures related to the assignment of costs to funding sources follow both state and federal principles, standards and policies. The department incurs and records costs in accordance with State of Alaska fiscal policies and procedures. State policies and procedures have been developed in accordance with generally accepted accounting principles (GAAP) as recognized by the Governmental Accounting Standards Board (GASB). The department's policies and procedures related to the assignment of costs to funding sources follow GAAP principles as recognized by GASB and principles presented in U.S. Office of Management and Budget (OMB) Circular 2 CFR 200 Subpart E, "Cost Principles."

Department procedures and controls are routinely reviewed for compliance with applicable state and federal accounting standards and policies by the State of Alaska, Division of Legislative Audit (DLA) and by federal program auditors. The State of Alaska Comprehensive Annual Financial Report is audited by DLA in accordance with Government Auditing Standards and the results are released via the Single Audit for the State of Alaska.

Generally Accepted Accounting Principles

There are three basic concepts incorporated within GAAP that are followed by the department. First, costs are necessary and reasonable for proper performance of a program. Second, costs are charged or allocated to programs in accordance with relative benefits received. A program is only charged for services it utilizes or benefits from and is only charged in relation to benefits derived from the service. Third, costs are accorded consistent treatment as either direct or indirect. A cost is not charged to a program as a direct cost if any other costs incurred for the same purpose in like circumstances have been allocated to a program as indirect costs.

OMB Circular 2 CFR 200 Subpart E

In recognition of OMB Circular 2 CFR 200 Subpart E requirements, department costs are determined and charged to federal awards in accordance with the following general criteria:

- Costs are necessary and reasonable for proper and efficient performance and administration of federal awards;
- Costs are allocable to federal awards only if the goods or services involved are chargeable or assignable to such federal awards in accordance with relative benefits received;
- Costs are authorized or not prohibited under federal, state or local laws or regulations;
- Costs conform to any limitations or exclusions set forth in the circular principles, federal laws, terms and conditions of the federal award, or other governing regulations as to types or amounts of cost items;
- Costs are accorded consistent treatment - a cost has not been assigned to a federal award as a direct cost if any other cost incurred for the same purpose in like circumstances has been allocated to the federal award as an indirect cost;
- Except as otherwise provided for in the circular, costs have been determined in accordance with generally accepted accounting principles;
- Costs have not been included as a cost or used to meet cost sharing or matching requirements of any other federal award in either the current or a prior period, except as specifically provided by federal law or regulation;
- Costs are net of all applicable credits;
- Costs are adequately documented.

Types of Costs

The department, in the performance of its duties and responsibilities, incurs both direct and indirect costs. Direct costs are costs that can be specifically or readily identified with a specific cost objective or program. Indirect costs are costs necessary for the effective, efficient operation of programs that cannot be readily identified to a specific cost objective or program without effort disproportionate to results achieved. Three methods are used to assign costs: direct cost assignment, cost allocation and application of indirect cost rates.

Direct Cost Assignment

The majority of the department's costs are costs that are specifically or readily identifiable with a specific cost objective or program. All direct costs are supported by auditable documentation.

- ❑ Salaries and wages are charged directly to appropriate programs based on state policies and procedures and applicable OMB Circular 2 CFR 200 Subpart E requirements for the documentation of personnel services.
- ❑ Fringe Benefits are identified specifically to each employee and are assigned to programs in the same ratio as an employee's salary. Fringe benefits include:
 - Health, dental and life insurance
 - Federal and state unemployment insurance
 - Public Employee Retirement Plan
 - Alaska Supplemental Benefits - in lieu of Social Security benefits
 - Legal Trust Plan
 - Workers' Compensation
 - Terminal leave (a reserve account used to pay terminating employees the unused balance of their leave account)
 - Leave cash-in (a reserve account used to pay employees when they cash in leave in lieu of taking time off)
- ❑ Other - all other direct costs are supported by vendor invoices, contracts, reimbursable service agreements and other appropriate documentation.

Cost Allocation

The department allocates costs benefiting more than one program that cannot be readily identified with a specific cost objective or program. Costs are allocated as they occur on appropriate allocation bases. Costs allocated to central administrative and support units and division administrative units are included in the development of indirect cost rates. Examples of allocated costs are leave costs of personnel charged to multiple funding sources, leased space that is shared by multiple benefiting programs, maintenance agreements for equipment that is shared by multiple benefiting programs, and office supplies. Section X, Allocated Costs, of the proposal provides information on allocated costs and the bases utilized to allocate costs.

Indirect Cost Rate

The department utilizes indirect cost rates prepared in accordance with OMB Circular 2 CFR 200 Subpart E, Appendix VII to recover some statewide costs, the costs of department-wide central administrative support services, and division administrative support costs for the Vocational Rehabilitation and Employment and Training Services divisions. Section VI, Classification of Costs, provides information on costs that are included in these indirect cost rates.

The department-wide fixed indirect cost rate includes OMB Circular 2 CFR 200 Subpart E allowable costs of the Office of the Commissioner, Administrative Services Division, Alaska Vocational Technical Education Center and other administrative support costs benefiting all divisions, programs and funding sources of the department. Section VII, FY2019 Department-Wide Fixed Indirect Cost Rate, provides the rate proposed for FY2019.

The Vocational Rehabilitation Division's fixed indirect cost rate includes division administrative support costs that benefit all programs administered by the Vocational Rehabilitation Division. Section VIII, FY2019 Vocational Rehabilitation Division Fixed Indirect Cost Rate, provides the rate proposed for FY2019.

The Employment and Training Services Division's fixed indirect cost rate includes division administrative support costs that benefit all programs administered by the Employment and Training Services Division. Section IX, FY2019 Employment and Training Services Division Fixed Indirect Cost Rate, provides the rate proposed for FY2019.

This concludes the section of the proposal on the department's Cost Policy.

SECTION V
FINANCIAL INFORMATION

(Intentionally left blank)

FINANCIAL INFORMATION

Schedules in this section provide the department's actual expenditures for FY2017 and budgeted expenditures and funding for FY2019. All subsequent schedules in the proposal reconcile to the schedules presented in this section. The schedules are provided following a brief description.

FY2017 Actual Department Expenditures

Schedule V-A, Actual Department Expenditures for the Fiscal Year Ended June 30, 2017, provides the department's total operating expenditures for FY2017 as recorded in the state's accounting system, IRIS. The schedule provides expenditures by component within the respective division. Expenditures are presented in the following six main cost categories:

- Personal Services - employee wages, benefits and other payroll related costs.
- Travel - transportation, per diem and other costs related to travel.
- Services - includes, but not limited to, professional services contracts, utilities, leases and rentals, communication, motor pool charges, freight, and minor repair and maintenance costs.
- Supplies - includes office supplies, small tools and non-capitalized equipment.
- Capital Outlay - includes capitalized equipment, land, structures and depreciation.
- Assistance - includes grants, benefits and other non-exchange transactions paid by the department to individuals and other entities.

FY2019 Budgeted Department Expenditures

Schedule V-B, Budgeted Department Expenditures for the Fiscal Year Ending June 30, 2019, provides the department's total budgeted expenditures for FY2019 as presented in the FY2019 Management Plan Budget Scenario (14994). The schedule provides budgeted expenditures by component within the respective division. Budgeted expenditures are presented in the same six cost categories as Schedule V-A.

FY2019 Budgeted Department Funding

Schedule V-C, Budgeted Department Funding for the Fiscal Year Ending June 30, 2019, provides the department's total budgeted funding for FY2019 as presented in the FY2019 Management Plan Budget Scenario (14994). The schedule provides budgeted funding by component within the respective division. Information on the source of budgeted funding for each component is provided in Section III, Organization Overview.

Funding sources in Schedule V-C are summarized as follows:

- Federal Receipts (1002) - federal funding provided to the department.
- General Fund - includes the following general fund account codes:
 - General Fund Match (1003) - appropriation from the general fund used to match federal program funding.
 - General Fund Receipts (1004) - appropriation from the general fund not required as a match for federal programs.
 - General Fund Program Receipts (1005) - receipts for services provided by programs funded by general fund appropriations.
- I/A (Inter-Agency) Receipts (1007) - receipts for services provided to other department appropriations/programs and other state agencies.
- Employ Training - the State Training and Employment Program (STEP) Account (1054). A diversion of a portion of employee unemployment insurance tax payments (0.1 percent of covered wages) AS 23.15.625.
- Workers Safety - the Workers' Safety and Compensation Administration Account (1157). A percentage of workers' compensation premiums paid to insurers or a percentage of benefits paid by self-insurers AS 23.05.067.
- Second Injury - the Second Injury Fund Reserve Account (1031). A percentage of indemnity benefits paid by insurers and employers AS 23.30.040.
- Other - includes the following funding sources:
 - Fishermen's Fund Reserve Account (1032) - A percentage of fishermen's license and the equivalent from commercial fisheries entry permits AS 23.35.060.
 - Training and Building Fund (1049) - Derived through the collection of interest and penalties from past due unemployment insurance tax payments, penalties for failure to file reports and penalties for nonpayment of taxes (AS 23.20.185, AS 23.20.190 and AS 23.20.195) established under AS 23.20.130(d).
 - Capital Improvement Project Receipts (1061) - capital improvement receipts that are designated to specific projects.
 - Mental Health Trust Authority Authorized Receipts (1092) - Alaska Mental Health Trust Authority funding provided to the department.

- Statutory Designated Program Receipts (1108) - program receipts that are designated to specific programs.
- Randolph Sheppard Small Business Fund (1117) - commissions from vending machines located in Federal buildings, AS 23.15.133.
- Technical and Vocational Education Program (TVEP) Account (1151) - program revenue generated through the diversion of a portion of employee unemployment insurance tax payments (0.16 percent of covered wages), AS 23.15.835.
- Building Safety Account (1172) - revenue from fees for inspections of boilers, pressure vessels and lifting devices such as elevators. Also includes fees from certificates of fitness for plumbers and electricians.
- Workers' Compensation Benefits Guaranty Fund (1203) - civil penalty payments made by employers under the Alaska Workers' Compensation Act, AS 23.30.080, income earned on investment of the money in the fund, money deposited in the fund by the department, and appropriations to the fund, if any.
- Vocational Rehabilitation Small Business Enterprises Revolving Fund (1237) - commissions from vending machines located in State and public occupied buildings, AS 23.15.130.

This concludes the description of the schedules provided in this section. The schedules are provided on the following pages.

ALASKA DEPARTMENT OF LABOR AND WORKFORCE DEVELOPMENT
 FY2019 INDIRECT COST RATE PROPOSAL

ACTUAL DEPARTMENT EXPENDITURES
 FOR THE FISCAL YEAR ENDED JUNE 30, 2017

ORGANIZATION UNIT	PERSONAL SERVICES 1000	TRAVEL 2000	SERVICES 3000	SUPPLIES 4000	CAPITAL OUTLAY 5000	ASSISTANCE 7000	TOTAL COST TOTAL
Office of the Commissioner							
Commissioner's Office	\$ 728,184	\$ 33,166	\$ 157,155	\$ 11,670			\$ 930,175
Workforce Investment Board	\$ 330,863	\$ 16,277	\$ 75,045	\$ 20,138			442,323
AK Labor Relations Agency	453,511	9,595	57,017	14,565			534,688
Total	1,512,558	59,038	289,217	46,373	-	-	1,907,186
Administrative Services							
Management Services	2,686,832	3,947	186,447	28,546			2,905,772
Human Resources	193,289	629	72,771	515			267,204
Leasing			2,966,987	9,297	122,368		3,098,652
Data Processing	3,397,022	2,035	1,829,922	87,204			5,316,183
Labor Market Information	3,132,193	13,335	575,906	16,228			3,737,662
Total	9,409,336	19,946	5,632,033	141,790	122,368	-	15,325,473
Workers' Compensation							
Workers' Compensation	4,172,321	16,483	1,039,125	110,638		21,350	5,359,917
WC Appeals Commission	195,739	53,770	1,637				251,146
WC Benefits Guaranty Fund	79,484		234,859	585		353,397	668,325
Second Injury Fund	178,829	43,439	1,448			2,195,316	2,419,032
Fishermen's Fund	167,280	11,124	49,832	2,409		731,871	962,516
Total	4,793,653	124,816	1,326,901	113,632	-	3,301,934	9,660,936
Labor Standards and Safety							
Wage and Hour Admin	1,621,595	5,734	472,809	9,781			2,109,919
Mechanical Inspection	1,910,006	117,253	341,338	6,624	890		2,376,111
Occupational Safety and Health	3,331,993	159,034	1,363,343	53,096	17,894		4,925,360
Alaska Safety Advisory Council	1,095	45,839	8,492				55,426
Total	6,864,689	327,860	2,185,982	69,501	18,784	-	9,466,816
Employment and Training Services							
Employment & Training Svcs Admin	898,896	11,136	112,226	6,986			1,029,244
Workforce Services	8,443,479	36,164	3,089,280	70,069	5,628	2,989,811	14,634,431
Workforce Development	3,503,699	52,296	2,180,727	49,952		20,158,181	25,944,855
Unemployment Insurance	15,460,944	217,209	4,689,589	231,626			20,599,368
Total	28,307,018	316,805	10,071,822	358,633	5,628	23,147,992	62,207,898

ALASKA DEPARTMENT OF LABOR AND WORKFORCE DEVELOPMENT
 FY2019 INDIRECT COST RATE PROPOSAL

ACTUAL DEPARTMENT EXPENDITURES
 FOR THE FISCAL YEAR ENDED JUNE 30, 2017

ORGANIZATION UNIT	PERSONAL SERVICES 1000	TRAVEL 2000	SERVICES 3000	SUPPLIES 4000	CAPITAL OUTLAY 5000	ASSISTANCE 7000	TOTAL COST TOTAL
Vocational Rehabilitation							
Vocational Rehabilitation Admin	911,509	4,923	76,288	2,771			995,491
Client Services	8,333,837	63,983	2,124,538	208,659	9,020	5,070,053	15,810,090
Disability Determination	2,276,607	3,474	747,490	39,561		1,437,388	4,504,520
Special Projects	3,895	1,073	98		1,086,824		1,091,890
Total	11,525,848	73,453	2,948,414	250,991	1,095,844	6,507,441	22,401,991
AK Vocational Technical Center							
AK Vocational Technical Center	6,740,187	67,410	3,130,870	1,390,143	102,717	1,072,799	12,504,126
AVTEC Facilities Maintenance	868,524		1,106,349	36,086			2,010,959
Total	7,608,711	67,410	4,237,219	1,426,229	102,717	1,072,799	14,515,085
Total Operating Appropriations	70,021,813	989,328	26,691,588	2,407,149	1,345,341	34,030,166	135,485,385
Capital Appropriations							
Business Services Management System			163,824				163,824
AVTEC IT				21,022	37,557		58,579
WC. Network			12,615				12,615
3rd Ave Dorm Replacement			983				983
AVTEC Deferred Maintenance			940,906	839			941,745
AVTEC Heavy Equipment Shop			89,859	46,437	105,758		242,054
ETS Public Access			46,692				46,692
Total	-	-	1,254,879	68,298	143,315	-	1,466,492
Capital RSAs							
AVTEC First Lake Facility Oversight RSA	10,726		604				11,330
LMI AHFC Housing Market RSA	98,340		9,727	644			108,711
Mgmt Info System Support RSA	28,220		3,603				31,823
Virtual Contact Center			27,771				27,771
Mgmt Services Support RSA			7,729				7,729
Total	137,286	-	49,434	644	-	-	187,364
Grand Total	\$ 70,159,099	\$ 989,328	\$ 27,995,901	\$ 2,476,091	\$ 1,488,656	\$ 34,030,166	\$ 137,139,241

ALASKA DEPARTMENT OF LABOR AND WORKFORCE DEVELOPMENT
 FY2019 INDIRECT COST RATE PROPOSAL

BUDGETED DEPARTMENT EXPENDITURES
 FOR THE FISCAL YEAR ENDING JUNE 30, 2019

ORGANIZATION UNIT	PERSONAL SERVICES 1000	TRAVEL 2000	SERVICES 3000	SUPPLIES 4000	CAPITAL OUTLAY 5000	ASSISTANCE 7000	TOTAL COST TOTAL
Office of the Commissioner							
Commissioner's Office	\$ 807,400	\$ 35,000	\$ 134,900	\$ 15,000	\$ 10,000		\$ 1,002,300
Workforce Investment Board	359,800	20,000	69,800	26,400			476,000
AK Labor Relations Agency	403,500	7,700	115,100	12,300			538,600
Total	1,570,700	62,700	319,800	53,700	10,000	-	2,016,900
Administrative Services							
Management Services (includes HR)	3,016,800	15,000	775,200	28,100			3,835,100
Human Resources							-
Leasing			2,687,500				2,687,500
Data Processing	2,424,400	10,000	2,984,000	127,100	25,000		5,570,500
Labor Market Information	3,134,000	26,000	1,098,100	25,000	-		4,283,100
Total	8,575,200	51,000	7,544,800	180,200	25,000	-	16,376,200
Workers' Compensation							
Workers' Compensation	4,310,700	35,000	1,236,400	90,100	10,000	22,000	5,704,200
WC Appeals Commission	270,200		146,400	5,000			421,600
WC Benefits Guaranty Fund	92,600		247,600	2,000		432,700	774,900
Second Injury Fund	187,100		88,400	4,300		2,968,300	3,248,100
Fishermen's Fund	246,600	11,000	221,800	10,200		900,000	1,389,600
Total	5,107,200	46,000	1,940,600	111,600	10,000	4,323,000	11,538,400
Labor Standards and Safety							
Wage and Hour Admin.	1,927,100	4,800	449,400	12,000			2,393,300
Mechanical Inspection	2,354,900	115,000	412,200	20,000			2,902,100
Occupational Safety and Health	3,865,500	155,700	1,469,700	55,000			5,545,900
Alaska Safety Advisory Council		5,000	95,800	60,000			160,800
Total	8,147,500	280,500	2,427,100	147,000	-	-	11,002,100

ALASKA DEPARTMENT OF LABOR AND WORKFORCE DEVELOPMENT
 FY2019 INDIRECT COST RATE PROPOSAL

BUDGETED DEPARTMENT EXPENDITURES
 FOR THE FISCAL YEAR ENDING JUNE 30, 2019

ORGANIZATION UNIT	PERSONAL SERVICES 1000	TRAVEL 2000	SERVICES 3000	SUPPLIES 4000	CAPITAL OUTLAY 5000	ASSISTANCE 7000	TOTAL COST TOTAL
Employment and Training Services							
Employment Training Svcs Admin	1,200,200	15,000	144,900	21,600			1,381,700
Workforce Services	8,636,900	57,800	4,061,700	106,200	120,500	4,645,900	17,629,000
Workforce Development	3,214,500	56,800	2,624,400	51,800		20,098,400	26,045,900
Unemployment Insurance	17,126,000	55,000	5,468,200	252,300	7,500		22,909,000
Total	<u>30,177,600</u>	<u>184,600</u>	<u>12,299,200</u>	<u>431,900</u>	<u>128,000</u>	<u>24,744,300</u>	<u>67,965,600</u>
Vocational Rehabilitation							
Vocational Rehab. Admin.	885,000	10,000	277,400	60,000	10,000		1,242,400
Client Services	8,771,800	148,400	2,155,300	215,100	-	5,454,400	16,745,000
Disability Determination	2,871,000	10,000	723,100	42,500		1,632,000	5,278,600
Special Projects	18,500	2,500	3,200			1,218,300	1,242,500
Total	<u>12,546,300</u>	<u>170,900</u>	<u>3,159,000</u>	<u>317,600</u>	<u>10,000</u>	<u>8,304,700</u>	<u>24,508,500</u>
AK Vocational Technical Center							
AK Vocational Technical Center	6,985,800	65,000	3,101,300	1,123,300	87,900	1,149,200	12,512,500
AVTEC Facilities Maintenance	924,400		1,140,000	90,900			2,155,300
Total	<u>7,910,200</u>	<u>65,000</u>	<u>4,241,300</u>	<u>1,214,200</u>	<u>87,900</u>	<u>1,149,200</u>	<u>14,667,800</u>
Grand Total	<u>\$ 74,034,700</u>	<u>\$ 860,700</u>	<u>\$ 31,931,800</u>	<u>\$ 2,456,200</u>	<u>\$ 270,900</u>	<u>\$ 38,521,200</u>	<u>\$ 148,075,500</u>

ALASKA DEPARTMENT OF LABOR AND WORKFORCE DEVELOPMENT
 FY2019 INDIRECT COST RATE PROPOSAL

BUDGETED DEPARTMENT FUNDING
 FOR THE FISCAL YEAR ENDING JUNE 30, 2019

ORGANIZATION UNIT	FEDERAL RECEIPTS	GENERAL FUND	I/A RECEIPTS	EMPLOY TRAINING	WORKERS SAFETY	SECOND INJURY	OTHER	TOTAL
Office of the Commissioner								
Commissioner's Office		\$ 486,100	\$ 516,200					\$ 1,002,300
Workforce Investment Board			476,000					476,000
AK Labor Relations Agency		538,600						538,600
Total	-	1,024,700	992,200	-	-	-	-	2,016,900
Administrative Services								
Management Services (includes HR)	2,428,200	344,400	1,062,500					3,835,100
Human Resources								-
Leasing		2,687,500						2,687,500
Data Processing	3,507,000	167,000	1,896,500					5,570,500
Labor Market Information	1,354,700	1,160,800	1,547,100		121,500		99,000	4,283,100
Total	7,289,900	4,359,700	4,506,100	-	121,500	-	99,000	16,376,200
Workers' Compensation								
Workers' Compensation					5,704,200			5,704,200
WC Appeals Commission					421,600			421,600
WC Benefits Guaranty Fund							774,900	774,900
Second Injury Fund						3,248,100		3,248,100
Fishermen's Fund							1,389,600	1,389,600
Total	-	-	-	-	6,125,800	3,248,100	2,164,500	11,538,400
Labor Standards and Safety								
Wage and Hour Admin.		1,785,800	607,500					2,393,300
Mechanical Inspection		128,400	691,300				2,082,400	2,902,100
Occupational Safety and Health	2,004,500	306,900	287,300		2,947,200			5,545,900
Alaska Safety Advisory Council							160,800	160,800
Total	2,004,500	2,221,100	1,586,100	-	2,947,200	-	2,243,200	11,002,100

ALASKA DEPARTMENT OF LABOR AND WORKFORCE DEVELOPMENT
 FY2019 INDIRECT COST RATE PROPOSAL

BUDGETED DEPARTMENT FUNDING
 FOR THE FISCAL YEAR ENDING JUNE 30, 2019

ORGANIZATION UNIT	FEDERAL RECEIPTS	GENERAL FUND	I/A RECEIPTS	EMPLOY TRAINING	WORKERS SAFETY	SECOND INJURY	OTHER	TOTAL
Employment and Training Services								
Employment Training Svcs Admin	1,180,600		201,100					1,381,700
Workforce Services	12,322,100		4,398,200				908,700	17,629,000
Workforce Development	10,319,100	3,821,600		8,041,100			3,864,100	26,045,900
Unemployment Insurance	21,712,100	7,900	336,400	416,300			436,300	22,909,000
Total	45,533,900	3,829,500	4,935,700	8,457,400	-	-	5,209,100	67,965,600
Vocational Rehabilitation								
Vocational Rehab. Admin.	966,900		275,500					1,242,400
Client Services	11,946,400	4,473,600					325,000	16,745,000
Disability Determination	4,994,600		284,000					5,278,600
Special Projects	955,800	167,000	119,700					1,242,500
Total	18,863,700	4,640,600	679,200	-	-	-	325,000	24,508,500
AK Vocational Technical Center								
AK Vocational Technical Center	815,300	8,134,700	797,400				2,765,100	12,512,500
AVTEC Facilities Maintenance			2,057,300				98,000	2,155,300
Total	815,300	8,134,700	2,854,700	-	-	-	2,863,100	14,667,800
Grand Total	\$ 74,507,300	\$ 24,210,300	\$ 15,554,000	\$ 8,457,400	\$ 9,194,500	\$ 3,248,100	\$ 12,903,900	\$ 148,075,500

(Intentionally left blank)

SECTION VI
CLASSIFICATION OF COSTS

(Intentionally left blank)

CLASSIFICATION OF COSTS

For the development of indirect cost rates, the department classifies costs as either direct costs, department-wide indirect costs, or division indirect costs. Direct costs are costs that can be specifically or readily identified with a specific cost objective or program. Department-wide indirect costs are costs necessary for the effective, efficient operation of all department programs that cannot be readily identified to a specific cost objective or program without effort disproportionate to results achieved. Division indirect costs are administrative and support costs of a division that benefit all programs administered by the division that cannot be readily identified to a specific cost objective or program without effort disproportionate to results achieved.

This section includes schedules that support the classification of all department costs. All schedules reconcile to the schedules provided in Section V, Financial Information. A brief description of each schedule is provided in the following text.

Schedule VI-A: Classification of FY2017 Total Actual Costs

Schedule VI-A provides the classification of the department's total actual costs for FY2017. The schedule reconciles to Schedule V-A, Actual Department Expenditures for the Fiscal Year Ended June 30, 2017, in Section V of the proposal. The schedule also identifies additional non-department financial statement costs that have been incurred on behalf of department programs. Schedule information is utilized in the determination of the FY2017 carry-forward adjustments, which are included in the development of FY2019 fixed indirect cost rates. The schedule is formatted as follows:

- Organization Unit - brief title of divisions and components comprising each division;
- Support Schedule - provides a reference to detail information on costs that have been classified as department-wide or division indirect costs;
- Total Costs - total costs of the department that reconciles to Schedule V-A in Section V of the proposal;
- Direct Costs - costs specifically or readily identifiable with a specific program;
- Department-Wide Indirect Costs - indirect costs benefiting all programs of the department;
- Division Indirect Costs - indirect costs benefiting all programs of a division;
- Total Indirect Costs - total costs classified as indirect costs.

Support Schedules for Schedule VI-A and VI-B

The support schedules and appendix B2-2 provide detail information for each component that has FY2017 actual costs that have been classified as indirect. These schedules are formatted as follows:

- Description - brief description of cost category;
- Total Costs - total component costs that reconciles to Schedule V-A and VI-A;
- Direct Costs - costs that benefit a specific program, do not benefit all programs and/or are unallowable as indirect costs under OMB Circular 2 CFR 200 Subpart E;
- Indirect Costs - costs that have been classified as either department-wide or division indirect costs.

Schedule VI A-1: Commissioner's Office

The Commissioner, Deputy Commissioner and their support staff are responsible for ensuring the overall coordination and accomplishment of the department mission and responsibilities. The Commissioner and Deputy Commissioner, in cooperation with division directors, provide policy direction and management oversight of all department activities. Strong direction from the Commissioner's Office is critical to the success of the services provided by the department. Following are Commissioner's Office responsibilities:

- Provide planning and management oversight of all activities and services of the Commissioner's Office;
- Research state and federal program statutes, policies and procedures;
- Provide assistance to division and program management in the development and revision of department program regulations;
- Provide clerical support for the Commissioner's Office, and provide other general department support activities benefiting all programs of the department;
- Provide guidance and policy recommendations, provide public need assessments, and serve as liaison with both state and federal government entities;
- Monitor, research and report all aspects of issues related to the management of the department;
- Assist in the development of policy and coordination of program activities to ensure state and federal program objectives are accomplished;

- ❑ Provide communications support to enhance Alaskan awareness of department programs through development and implementation of a comprehensive communications strategy.

Schedule VI A-2: Management Services

The Management Services component of the Administrative Services Division is responsible for the provision of efficient and effective administrative services in support of all department programs. The component provides budget planning, development, monitoring and reporting; federal and state accounting and reporting; and procurement, mail and office space management for department programs. In FY2017, Management Services did not include the provision of human resources consultation and recruitment support. All costs of the component have been classified as indirect costs, except for OMB unallowable costs. In FY2017, the component was organized into the following sections:

- ❑ Director's Office - This section is responsible for assisting in the development of department administrative policies and procedures; resolution of any state or federal audit findings; budget planning, preparation, monitoring and reporting; and management oversight of all activities and services of the Administrative Services Division. Services provided benefit all department programs.
- ❑ Procurement and Office Services Section - This section is responsible for records management, mailroom, procurement, property management and other general administrative services. Services provided benefit all department programs.
- ❑ Fiscal Services Section - This section is responsible for the proper processing and recording of all department expenditure and revenue transactions; preparing financial reports for internal and external distribution; assuring department compliance with all state and federal accounting and financial reporting policies and procedures; and fiscal contract monitoring. Services provided benefit all department programs.

Schedule VI A-3: Labor Market Information

Within the Labor Market Information component of the Administrative Services Division is the Publications Office. The Publications Office provides writing, editing and production services for information in support of all department programs. In addition to writing, editing and production services, the Publications Office also arranges for distribution of products and maintains mailing lists representing a wide spectrum of the public. Information supported by the Publications Office includes employment/unemployment issues, career planning, housing, economy, demographics, industry, health and safety concerns of the work force and the effects of changing statutes and regulations. The costs of the Publications Office are included in the department-wide indirect cost pool.

Schedule VI A-4: Alaska Vocational Technical Center (AVTEC)

AVTEC is a public post-secondary training institute that provides vocational technical education programs for Alaskans from across the state. AVTEC has administrative support staff that provide some of the same services that the Management Services component staff provide for the other divisions and sections in the department. These services include procurement, accounting and purchasing for multiple AVTEC programs. As a result, AVTEC does not require the same level of administrative support from the Management Services component. In order to be equitable and treat like costs in a like manner across the department, the AVTEC staff that perform these accounting and procurement activities are included in the department-wide indirect cost pool, along with some support costs for those positions.

Schedule VI A-5: Vocational Rehabilitation Administration

The Vocational Rehabilitation Administration component provides administrative oversight and centralized administrative services for all components and programs of the Vocational Rehabilitation Division (DVR). Services provided are particular to DVR and include: processing payments for multiple clients and grantees; preparation of federal and state budgets; reporting on federal grants; procurement services for clients and field offices; development of the federally required strategic plan of action; and research and analysis providing statistical support on the number of clients applying and served.

All costs of the component have been classified as division indirect costs, except for OMB unallowable costs.

Schedule VI A-6: Employment and Training Services Administration

The Employment and Training Services Administration component provides administrative oversight and centralized administrative services for all components and programs of the Employment and Training Services Division (DETS). Services provided are particular to DETS and include: processing payments for multiple clients and grantees; preparation of federal and state budgets; reporting on federal grants; procurement services for clients and field offices; development of the federally required strategic plan of action; and research and analysis providing statistical support on the number of clients applying and served.

All costs of the component have been classified as division indirect costs, except for OMB unallowable costs.

Schedule VI-B: Classification of FY2017 Actual Personal Services Costs

Schedule VI-B provides the classification of the department's actual personal services costs for FY2017. The schedule reconciles to Schedule V-A, Actual Department Expenditures for the Fiscal Year Ended June 30, 2017, in Section V of the proposal. Schedule information is utilized in the determination of the FY2017 carry-forward adjustments, which are included in the development of FY2019 fixed rates.

The schedule is formatted as follows:

- Organization Unit - brief title of divisions and components comprising each division;
- Support Schedule - provides a reference to the support schedule that will provide detail information on costs that have been classified as department-wide or division indirect costs (same schedules supporting Schedule VI-A);
- Total Personal Services - total personal services costs of the department that reconcile to Schedule V-A in Section V of the proposal;
- Direct Personal Services - personal services costs of positions specifically or readily identifiable with a specific program;
- Department-Wide Indirect Personal Services Costs - personal services costs of positions providing services benefiting all programs of the department;
- Division Indirect Personal Services Costs - personal services costs of positions benefiting all programs of a division;
- Total Indirect Personal Services Costs - total personal services costs of positions providing services classified as indirect costs.

Schedule VI-C: Classification of FY2019 Total Budgeted Costs

Schedule VI-C provides the classification of the department's total budgeted costs for FY2019. The schedule reconciles to Schedule V-B, Budgeted Department Expenditures for the Fiscal Year Ending June 30, 2019, in Section V of the proposal. The schedule also identifies additional non-department financial statement costs incurred on behalf of department programs. The schedule is formatted as follows:

- Organization Unit - brief title of divisions and components comprising each division;
- Support Schedule - provides a reference to the support schedule that provides detail information on budgeted costs that have been classified as department-wide or division indirect costs;
- Total Costs - total budgeted costs of the department that reconciles to schedule V-B in Section V of the proposal;
- Excluded Costs - budgeted costs included in the department's budget scenario that are not expected to occur;
- Direct Costs - budgeted costs specifically or readily identifiable with a specific program;

- Department-Wide Indirect Costs - indirect costs benefiting all programs of the department;
- Division Indirect Costs - indirect costs benefiting all programs of a division;
- Total Indirect Costs - total budgeted costs classified as indirect costs.

Support Schedules for Schedule VI-C

Support schedules provide detail information for each component and cost that has been classified as indirect. These schedules are formatted as follows:

- Description - brief description of positions and costs;
- PCN - position control number;
- Per Budget - total costs originally included in the FY2019 Management Plan Budget Scenario (14994);
- Adjusted/Excluded Costs - costs added to or excluded from the department's budget as submitted by the Governor to the Legislature;
- Total Costs - total costs that are expected to occur;
- Direct Costs - costs that are specifically or readily identifiable with a specific program, and costs above the federal salary cap for Executive Level II under TEGL 05-06 are included in this column;
- Indirect Costs - costs that have been classified as either department-wide or division indirect costs.

Schedule VI C-1: Commissioner's Office

The Commissioner, Deputy Commissioner and their support staff are responsible for ensuring the overall coordination and accomplishment of the department mission and responsibilities. The Commissioner and Deputy Commissioner, in cooperation with division directors, provide policy direction and management oversight of all department activities. Strong direction from the Commissioner's Office is critical to the success of the services provided by the department.

In addition to the Commissioner (PCN 07-1001) and Deputy Commissioner (PCN 07-1002), the following support positions are included in the Commissioner's Office:

- Executive Secretary II (PCN 07-1015) - Provides clerical support for the Commissioner's Office and provides other general department support activities benefiting all programs of the department.

- ❑ Special Assistant to the Commissioner I (PCN 07-1003) - Provides guidance and policy recommendations to the Commissioner, provides public need assessment, and serves as liaison to state and federal government executive and legislative branches.
- ❑ Special Assistant to the Commissioner II (PCN 07-1037) - Monitors, researches and reports all aspects of issues related to the management of the department. This position also assists in the development of policy and coordination of program activities to ensure state and federal program objectives are accomplished.

Schedule VI C-2: Management Services

The Management Services component provides for efficient and effective administrative services in support of the department's programs. The component provides budget planning, development, monitoring and reporting; federal and state accounting and reporting; human resources consultation and recruitment support; and procurement, mail and office space management for department programs. The Human Resources component was consolidated into the Management Services component in FY2018.

In FY2017, Shared Services of Alaska (SSOA), a new division under the Alaska Department of Administration (DOA), was created to provide back-office support of common administrative transactions to allow agencies to focus on core mission responsibilities. The first function moved to SSOA was travel reimbursements, and as a result three positions (PCNs 07-1202, 07-1211 and 07-1223) from the Management Services component were transferred to SSOA in FY2018. The second function moved to SSOA is general accounts payable, and as a result two positions (PCNs 08-0475 and 21-2034) from the Management Services component transferred to SSOA in FY2019. Funding for all five of these positions are charged to Management Services from SSOA via Reimbursable Service Agreement (RSA).

The remaining positions in the Management Services component are organized into the following sections:

- ❑ Director's Office - This section is responsible for assisting in the development of department administrative policies and procedures; resolution of any state or federal audit findings; budget planning, preparation, monitoring, and reporting; payroll and human resources activities; and management oversight of all activities and services of the Administrative Services Division. Services provided benefit all department programs. The section consists of the following positions:
 - Division Director (PCN 07-1101)
 - Division Operations Manager (PCN 07-1201)
 - Budget Analyst III (PCN 07-1205)
 - Budget Analyst II (PCN 07-6034)

- Human Resources Consultant IV (PCN 02-8073)
- Human Resources Technician II (PCN 25-0047)
- Procurement and Office Services Section - This section is responsible for records management, mailroom, procurement, property management and other general administrative services. Services provided benefit all department programs. The section consists of the following positions:
 - Supply Technician I (PCN 07-1106)
 - Procurement Specialist IV (PCN 07-1107)
 - Supply Technician I (PCN 07-1108)
 - Administrative Assistant I (PCN 07-1204)
 - Procurement Specialist II (PCN 07-1226)
 - Mail Services Courier (PCN 07-1404)
 - Procurement Specialist III (PCN 07-1405)
 - Mail Services Courier (PCN 07-1509)
- Fiscal Services Section - This section is responsible for the proper payment and recording of all department expenditure and revenue transactions; preparing financial reports for internal and external distribution; assuring department compliance with all state and federal accounting and financial reporting policies and procedures; and fiscal contract monitoring. Services provided benefit all department programs. The section consists of the following positions:
 - Administrative Officer I (PCN 07-1007)
 - Administrative Assistant II (PCN 07-1203)
 - Accounting Technician III (PCN 07-1209)
 - Accounting Technician III (PCN 07-1213)
 - Accounting Technician III (PCN 07-1216)
 - Accountant III (PCN 07-1218)
 - Accountant IV (PCN 07-1222)

- Accounting Technician I (PCN 07-1224)
- Accountant III (PCN 07-1225)
- Administrative Officer II (PCN 07-1515)
- Accountant II (PCN 07-1710)
- Accountant IV (PCN 07-4517)
- Accountant II (PCN 21-2007)
- Accountant V (PCN 21-2046)

Schedule VI C-3: Labor Market Information

Within the Labor Market Information component of the Administrative Services Division is the Publications Office. The Publications Office provides writing, editing and production services for information in support of all department programs. In addition to writing, editing and production services, the Publications Office also arranges for distribution of products and maintains mailing lists representing a wide spectrum of the public. Information supported by the Publications Office includes employment/unemployment issues, career planning, housing, economy, demographics, industry, health and safety concerns of the work force and the effects of changing statutes and regulations. The Publications Office consists of the following positions:

- Publications Specialist III (PCN 07-1731)
- Economist IV (PCN 07-5258)
- Publications Specialist II (PCN 07-5382)

Schedule VI C-4: Alaska Vocational Technical Center (AVTEC)

AVTEC is a public post-secondary training institute that provides vocational technical education programs for Alaskans from across the state. AVTEC has administrative support staff that provide some of the same services that the Management Services component staff provide for the other divisions and sections in the department. These services include procurement, accounting and purchasing for multiple AVTEC programs. As a result, AVTEC does not require the same level of administrative support from the Management Services component. In order to be equitable and treat like costs in a like manner across the department, the AVTEC staff that perform these accounting and procurement activities, listed below, are included in the department-wide indirect cost pool, along with some support costs for those positions.

- Accounting Technician III (PCN 05-8396)
- Procurement Specialist I (PCN 05-8397)

Schedule VI C-5: Vocational Rehabilitation Administration

The Vocational Rehabilitation Administration component provides administrative oversight and centralized administrative services for all components and programs of the Vocational Rehabilitation Division (DVR). Services provided are particular to DVR and include: processing payments for multiple clients and grantees; preparation of federal and state budgets; reporting on federal grants; procurement services for clients and field offices; development of the federally required strategic plan of action; and research and analysis providing statistical support on the number of clients applying and served. All costs of the component have been classified as division indirect costs, except for OMB unallowable costs. The component includes the following positions:

- Division Director (PCN 05-2001)
- Accountant III (PCN 05-2003)
- Administrative Operations Manager I (PCN 05-2023)
- Accounting Technician II (PCN 05-2042)
- Administrative Officer I (PCN 05-2044)
- Project Assistant (PCN 05-2046)
- Accounting Technician I (PCN 05-7007)

Schedule VI C-6: Employment and Training Services Administration

The Employment and Training Services Administration component provides administrative oversight and centralized administrative services for all components and programs of the Employment and Training Services Division (DETS). Services provided are particular to DETS and include: processing payments for multiple clients and grantees; preparation of federal and state budgets; reporting on federal grants; procurement services for clients and field offices; development of the federally required strategic plan of action; and research and analysis providing statistical support on the number of clients applying and served. All costs of the component have been classified as division indirect costs, except for OMB unallowable costs. The component includes the following positions:

- Division Director (PCN 01-332X)
- Administrative Assistant II (PCN 07-5044)
- Administrative Operations Manager II (PCN 07-5172)
- Accounting Technician II (PCN 07-5311)
- Accountant IV (PCN 07-5481)

- Accounting Technician III (PCN 07-5750)
- Accountant III (PCN 07-5847)
- Accountant III (PCN 07-5958)
- Administrative Officer II (PCN 21-2018)
- Administrative Officer I (PCN 21-3027)

Schedule VI-D: Classification of FY2019 Budgeted Personal Services Costs

Schedule VI-D provides the classification of the department's budgeted personal services costs for the fiscal year ending June 30, 2019. The schedule reconciles to Schedule V-B, Budgeted Department Expenditures for the Fiscal Year Ending June 30, 2019, in Section V of the proposal. Schedule information is utilized in the determination of the FY2019 indirect cost rate base. The schedule is formatted as follows:

- Organization Unit - brief title of divisions and components comprising each division;
- Support Schedule - provides a reference to the support schedule that provides detail information on budgeted costs that have been classified as department-wide or division indirect costs (same schedules supporting Schedule VI-C);
- Total Personal Services - total budgeted personal services costs of the department that reconciles to Schedule V-B in Section V of the proposal;
- Excluded Personal - personal services costs included in the department's budget that are not expected to occur;
- Direct Personal Services - personal services costs of positions specifically or readily identifiable with a specific program;
- Department-Wide Indirect Personal Services Costs - personal services costs of positions providing services benefiting all programs of the department;
- Division Indirect Personal Services Costs - personal services costs of positions benefiting all programs of a division;
- Total Indirect Personal Services Costs - total personal services costs of positions providing services classified as indirect costs.

This concludes the description of the schedules provided in this section. The schedules are provided on the following pages.

ALASKA DEPARTMENT OF LABOR AND WORKFORCE DEVELOPMENT
 FY2019 INDIRECT COST RATE PROPOSAL

CLASSIFICATION OF FY2017 TOTAL ACTUAL COSTS

ORGANIZATION UNIT	SUPPORT SCHEDULE	TOTAL COSTS	DIRECT COSTS	INDIRECT COSTS		
				DEPT-WIDE	DIVISION	TOTAL
Office of the Commissioner						
* Commissioner's Office	VI A-1	\$ 930,175	\$ 478,065	\$ 445,000	\$ 7,110	\$ 452,110
Workforce Investment Board		442,323	\$ 442,323			-
AK Labor Relations Agency		534,688	\$ 534,688			-
Total		<u>1,907,186</u>	<u>1,455,076</u>	<u>445,000</u>	<u>7,110</u>	<u>452,110</u>
Administrative Services						
Management Services	VI A-2	2,905,772	100,273	2,805,499		\$ 2,805,499
* Human Resources	Appendix B2-2	267,204	262,139		5,065	\$ 5,065
* Leasing	Appendix B2-2	3,098,652	3,074,119		24,533	\$ 24,533
* Data Processing	Appendix B2-2	5,316,183	5,299,811		16,372	\$ 16,372
Labor Market Information	VI A-3	3,737,662	3,502,664	234,998		\$ 234,998
Total		<u>15,325,473</u>	<u>12,239,006</u>	<u>3,040,497</u>	<u>45,970</u>	<u>3,086,467</u>
Workers' Compensation						
Workers' Compensation		5,359,917	5,359,917			-
WC Appeals Commission		251,146	251,146			-
WC Benefits Guaranty Fund		668,325	668,325			-
Second Injury Fund		2,419,032	2,419,032			-
Fishermen's Fund		962,516	962,516			-
Total		<u>9,660,936</u>	<u>9,660,936</u>	<u>-</u>	<u>-</u>	<u>-</u>
Labor Standards and Safety						
Wage and Hour Admin		2,109,919	2,109,919			-
Mechanical Inspection		2,376,111	2,376,111			-
Occupational Safety and Health		4,925,360	4,925,360			-
Alaska Safety Advisory Council		55,426	55,426			-
Total		<u>9,466,816</u>	<u>9,466,816</u>	<u>-</u>	<u>-</u>	<u>-</u>

ALASKA DEPARTMENT OF LABOR AND WORKFORCE DEVELOPMENT
 FY2019 INDIRECT COST RATE PROPOSAL

CLASSIFICATION OF FY2017 TOTAL ACTUAL COSTS

ORGANIZATION UNIT	SUPPORT SCHEDULE	TOTAL COSTS	DIRECT COSTS	INDIRECT COSTS		
				DEPT-WIDE	DIVISION	TOTAL
Employment and Training Services						
Employment & Training Svcs Admin	VI A-6	1,029,244	-		1,029,244	1,029,244
Workforce Services		14,634,431	14,634,431			-
Workforce Development		25,944,855	25,944,855			-
Unemployment Insurance		20,599,368	20,599,368			-
Total		<u>62,207,898</u>	<u>61,178,654</u>	<u>-</u>	<u>1,029,244</u>	<u>1,029,244</u>
Vocational Rehabilitation						
* Vocational Rehabilitation Admin	VI A-5	995,491	-		995,491	995,491
Client Services		15,810,090	15,810,090			-
Disability Determination		4,504,520	4,504,520			-
Special Projects		1,091,890	1,091,890			-
Total		<u>22,401,991</u>	<u>21,406,500</u>	<u>-</u>	<u>995,491</u>	<u>995,491</u>
AK Vocational Technical Center						
AK Vocational Technical Center	VI A-4	12,504,126	12,360,335	143,791		143,791
AVTEC Facilities Maintenance		2,010,959	2,010,959			-
Total		<u>14,515,085</u>	<u>14,371,294</u>	<u>143,791</u>	<u>-</u>	<u>143,791</u>
Total Operating Appropriations		<u>135,485,385</u>	<u>135,485,385</u>	<u>-</u>		<u>-</u>
Capital Appropriations						
Business Services Management System		163,824	163,824			-
AVTEC IT		58,579	58,579			-
WC. Network		12,615	12,615			-
3rd Ave Dorm Replacement		983	983			-
AVTEC Deferred Maintenance		941,745	941,745			-
AVTEC Heavy Equipment Shop		242,054	242,054			-
ETS Public Access		46,692	46,692			-
Total		<u>1,466,492</u>	<u>1,466,492</u>	<u>-</u>	<u>-</u>	<u>-</u>

ALASKA DEPARTMENT OF LABOR AND WORKFORCE DEVELOPMENT
 FY2019 INDIRECT COST RATE PROPOSAL

CLASSIFICATION OF FY2017 TOTAL ACTUAL COSTS

ORGANIZATION UNIT	SUPPORT SCHEDULE	TOTAL COSTS	DIRECT COSTS	INDIRECT COSTS		
				DEPT-WIDE	DIVISION	TOTAL
Capital RSAs						
AVTEC First Lake Facility Oversight RSA		11,330	11,330			-
LMI AHFC Housing Market RSA		108,711	108,711			-
Mgmt Info System Support RSA		31,823	31,823			-
Virtual Contact Center		27,771	27,771			-
Mgmt Services Support RSA		7,729	7,729			-
Total		<u>187,364</u>	<u>179,635</u>	<u>-</u>	<u>-</u>	<u>-</u>
Total Actual		<u>137,139,241</u>	<u>131,424,409</u>	<u>3,629,288</u>	<u>2,077,815</u>	<u>5,707,103</u>
Additional Costs						
FY2017 State Paid Leases	Appendix C	545,776	178,234	367,542		367,542
FY2017 Legislative Audit Costs	Appendix D	58,687		58,687		58,687
FY2017 Administrative Systems (IRIS/AKPAY/ALDER) Unbilled	Appendix E	22,433		22,433		22,433
FY2017 State-wide Costs	Appendix F	139,409		139,409		139,409
Total Additional Costs		<u>766,305</u>	<u>178,234</u>	<u>588,071</u>	<u>-</u>	<u>588,071</u>
Grand Total		<u>\$ 137,905,546</u>	<u>\$ 131,602,643</u>	<u>\$ 4,217,359</u>	<u>\$ 2,077,815</u>	<u>\$ 6,295,174</u>
* See Appendix B2-2						

ALASKA DEPARTMENT OF LABOR AND WORKFORCE DEVELOPMENT
 FY2019 INDIRECT COST RATE PROPOSAL

COMMISSIONER'S OFFICE
 ACTUAL DEPARTMENT EXPENDITURES
 FOR THE FISCAL YEAR ENDED JUNE 30, 2017

DESCRIPTION	TOTAL COSTS	DIRECT COSTS	INDIRECT COSTS
Personal Services	\$ 728,184	\$ 294,200	\$ 433,984
Travel	33,166	33,166	-
Services			
Unallowable Vehicles			
Penalties and Fines			
Penalty Interest			
* Other	157,155	139,029	18,126
Total Services	157,155	139,029	18,126
Supplies	11,670	11,670	-
Capital Outlay			
Equipment Less Than \$5,000			
Equipment \$5,000 and Greater			
Total Capital Outlay	-	-	-
Assistance	-	-	-
Total Costs	\$ 930,175	\$ 478,065	\$ 452,110
* See Appendix B2-2			

ALASKA DEPARTMENT OF LABOR AND WORKFORCE DEVELOPMENT
 FY2019 INDIRECT COST RATE PROPOSAL

MANAGEMENT SERVICES
 ACTUAL DEPARTMENT EXPENDITURES
 FOR THE FISCAL YEAR ENDED JUNE 30, 2017

DESCRIPTION	TOTAL COSTS	DIRECT COSTS	DEPT-WIDE INDIRECT COSTS
Personal Services	\$ 2,686,832	\$ 48,056	2,638,776
Travel	3,947	1,026	2,921
Services			
Unallowable Vehicles			
Penalties and Fines			
Penalty Interest			
Other	186,447	33,402	153,045
Total Services	186,447	33,402	153,045
Supplies	28,546	17,789	10,757
Capital Outlay			
Equipment Less Than \$5,000			
Equipment \$5,000 and Greater			
Total Capital Outlay	-	-	-
Assistance	-	-	-
Total Costs	\$ 2,905,772	\$ 100,273	\$ 2,805,499

ALASKA DEPARTMENT OF LABOR AND WORKFORCE DEVELOPMENT
 FY2019 INDIRECT COST RATE PROPOSAL

LABOR MARKET INFORMATION
 ACTUAL DEPARTMENT EXPENDITURES
 FOR THE FISCAL YEAR ENDED JUNE 30, 2017

DESCRIPTION	TOTAL COSTS	DIRECT COSTS	DEPT-WIDE INDIRECT COSTS
Personal Services	\$ 3,132,193	\$ 2,897,213	\$ 234,980
Travel	13,335	13,335	\$ -
Services			
Unallowable Vehicles			
Penalties and Fines			
Penalty Interest			
Other	575,906	575,906	
Total Services	575,906	575,906	-
Supplies	16,228	16,210	18
Capital Outlay			
Equipment Less Than \$5,000			
Equipment \$5,000 and Greater			
Total Capital Outlay	-	-	-
Assistance	-	-	-
Total Costs	\$ 3,737,662	\$ 3,502,664	\$ 234,998

ALASKA DEPARTMENT OF LABOR AND WORKFORCE DEVELOPMENT
 FY2019 INDIRECT COST RATE PROPOSAL

ALASKA VOCATIONAL TECHNICAL CENTER
 ACTUAL DEPARTMENT EXPENDITURES
 FOR THE FISCAL YEAR ENDED JUNE 30, 2017

DESCRIPTION	TOTAL COSTS	DIRECT COSTS	DEPT-WIDE INDIRECT COSTS
Personal Services	\$ 6,740,187	\$ 6,596,396	\$ 143,791
Travel	67,410	67,410	-
Services			
Unallowable Vehicle			
Penalties and Fines			
Penalty Interest			
Other	3,130,870	3,130,870	
Total Services	<u>3,130,870</u>	<u>3,130,870</u>	-
Supplies	<u>1,390,143</u>	<u>1,390,143</u>	-
Capital Outlay			
Equipment Less Than \$5,000			
Equipment \$5,000 and Greater	102,717	102,717	
Total Capital Outlay	<u>102,717</u>	<u>102,717</u>	-
Assistance	<u>1,072,799</u>	<u>1,072,799</u>	-
Total Costs	<u>\$ 12,504,126</u>	<u>\$ 12,360,335</u>	<u>\$ 143,791</u>

ALASKA DEPARTMENT OF LABOR AND WORKFORCE DEVELOPMENT
 FY2019 INDIRECT COST RATE PROPOSAL

VOCATIONAL REHABILITATION ADMINISTRATION
 ACTUAL DEPARTMENT EXPENDITURES
 FOR THE FISCAL YEAR ENDED JUNE 30, 2017

DESCRIPTION	TOTAL COSTS	DIRECT COSTS	DIVISION INDIRECT COSTS
Personal Services	\$ 911,509	\$ -	\$ 911,509
Travel	4,923	-	4,923
Services			
Unallowable Vehicle			
Penalties and Fines			
Penalty Interest			
* Other	129,368	-	129,368
Total Services	129,368	-	129,368
Supplies	2,771	-	2,771
Capital Outlay			
Equipment Less Than \$5,000			
Equipment \$5,000 and Greater			
Total Capital Outlay	-	-	-
Assistance	-	-	-
Total Costs	\$ 1,048,571	\$ -	\$ 1,048,571

* see Appendix B2-2

ALASKA DEPARTMENT OF LABOR AND WORKFORCE DEVELOPMENT
 FY2019 INDIRECT COST RATE PROPOSAL

EMPLOYMENT AND TRAINING SERVICES ADMINISTRATION
 ACTUAL DEPARTMENT EXPENDITURES
 FOR THE FISCAL YEAR ENDED JUNE 30, 2017

DESCRIPTION	TOTAL COSTS	DIRECT COSTS	DIVISION INDIRECT COSTS
Personal Services	\$ 898,896	\$ -	\$ 898,896
Travel	11,136	-	11,136
Services			
Unallowable Vehicle Penalties and Fines			
Penalty Interest			
Other	112,226	-	112,226
Total Services	112,226	-	112,226
Supplies	6,986	-	6,986
Capital Outlay			
Equipment Less Than \$5,000			
Equipment \$5,000 and Greater			
Total Capital Outlay	-	-	-
Assistance	-	-	-
Total Costs	\$ 1,029,244	\$ -	\$ 1,029,244

ALASKA DEPARTMENT OF LABOR AND WORKFORCE DEVELOPMENT
 FY2019 INDIRECT COST RATE PROPOSAL

CLASSIFICATION OF FY2017 ACTUAL PERSONAL SERVICES COSTS

ORGANIZATION UNIT	SUPPORT SCHEDULE	TOTAL PERSONAL SERVICES	DIRECT PERSONAL SERVICES	INDIRECT PERSONAL SERVICES		
				DEPT-WIDE	DIVISION	TOTAL
Office of the Commissioner						
Commissioner's Office	VI A-1	\$ 728,184	\$ 294,200	\$ 433,984	\$ -	\$ 433,984
Workforce Investment Board		330,863	330,863			-
AK Labor Relations Agency		453,511	453,511			-
Total		<u>1,512,558</u>	<u>1,078,574</u>	<u>433,984</u>	<u>-</u>	<u>433,984</u>
Administrative Services						
Management Services	VI A-2	2,686,832	48,056	2,638,776		2,638,776
Human Resources		193,289	193,289			-
Leasing		-				-
Data Processing		3,397,022	3,397,022			-
Labor Market Information	VI A-3	3,132,193	2,897,213	234,980		234,980
Total		<u>9,409,336</u>	<u>6,535,580</u>	<u>2,873,756</u>	<u>-</u>	<u>2,873,756</u>
Workers' Compensation						
Workers' Compensation		4,172,321	4,172,321			-
WC Appeals Commission		195,739	195,739			-
WC Benefits Guaranty Fund		79,484	79,484			-
Second Injury Fund		178,829	178,829			-
Fishermen's Fund		167,280	167,280			-
Total		<u>4,793,653</u>	<u>4,793,653</u>	<u>-</u>	<u>-</u>	<u>-</u>
Labor Standards and Safety						
Wage and Hour Admin		1,621,595	1,621,595			-
Mechanical Inspection		1,910,006	1,910,006			-
Occupational Safety and Health		3,331,993	3,331,993			-
Alaska Safety Advisory Council		1,095	1,095			-
Total		<u>6,864,689</u>	<u>6,864,689</u>	<u>-</u>	<u>-</u>	<u>-</u>

ALASKA DEPARTMENT OF LABOR AND WORKFORCE DEVELOPMENT
 FY2019 INDIRECT COST RATE PROPOSAL

CLASSIFICATION OF FY2017 ACTUAL PERSONAL SERVICES COSTS

ORGANIZATION UNIT	SUPPORT SCHEDULE	TOTAL PERSONAL SERVICES	DIRECT PERSONAL SERVICES	INDIRECT PERSONAL SERVICES		
				DEPT-WIDE	DIVISION	TOTAL
Employment and Training Services						
Employment & Training Svcs Admin	VI A-6	898,896	-		898,896	898,896
Workforce Services		8,443,479	8,443,479			-
Workforce Development		3,503,699	3,503,699			-
Unemployment Insurance		15,460,944	15,460,944			-
Total		<u>28,307,018</u>	<u>27,408,122</u>	<u>-</u>	<u>898,896</u>	<u>898,896</u>
Vocational Rehabilitation						
Vocational Rehabilitation Admin	VI A-5	911,509	-		911,509	911,509
Client Services		8,333,837	8,333,837			-
Disability Determination		2,276,607	2,276,607			-
Special Projects		3,895	3,895			-
Total		<u>11,525,848</u>	<u>10,614,339</u>	<u>-</u>	<u>911,509</u>	<u>911,509</u>
AK Vocational Technical Center						
AK Vocational Technical Center	VI A-4	6,740,187	6,596,396	143,791		143,791
AVTEC Facilities Maintenance		868,524	868,524			-
Total		<u>7,608,711</u>	<u>7,464,920</u>	<u>143,791</u>	<u>-</u>	<u>143,791</u>
Total Operating Appropriations		<u>70,021,813</u>	<u>64,759,877</u>	<u>3,451,531</u>	<u>1,810,405</u>	<u>5,261,936</u>
Capital Appropriations						
Business Services Management System		-	-			-
AVTEC IT		-	-			-
WC. Network		-	-			-
3rd Ave Dorm Replacement		-	-			-
AVTEC Deferred Maintenance		-	-			-
AVTEC Heavy Equipment Shop		-	-			-
ETS Public Access		-	-			-
Total		<u>-</u>	<u>-</u>	<u>-</u>	<u>-</u>	<u>-</u>

ALASKA DEPARTMENT OF LABOR AND WORKFORCE DEVELOPMENT
 FY2019 INDIRECT COST RATE PROPOSAL

CLASSIFICATION OF FY2017 ACTUAL PERSONAL SERVICES COSTS

ORGANIZATION UNIT	SUPPORT SCHEDULE	TOTAL PERSONAL SERVICES	DIRECT PERSONAL SERVICES	INDIRECT PERSONAL SERVICES		
				DEPT-WIDE	DIVISION	TOTAL
Capital RSAs & Multi-year Appropriations						
AVTEC First Lake Facility Oversight RSA		10,726	10,726			-
LMI AHFC Housing Market RSA		98,340	98,340			-
Mgmt Info System Support RSA		28,220	28,220			-
Virtual Contact Center		-	-			-
Mgmt Services Support RSA		-	-			-
Total		<u>137,286</u>	<u>137,286</u>	<u>-</u>	<u>-</u>	<u>-</u>
Total Operating and Capital Appropriations		<u>70,159,099</u>	<u>64,897,163</u>	<u>3,451,531</u>	<u>1,810,405</u>	<u>5,261,936</u>
Additional Costs						
FY2017 State Paid Leases	Appendix C	-	-			-
FY2017 Legislative Audit Costs	Appendix D	-	-			-
FY2017 Administrative Systems (IRIS/AKPAY/ALDER) Unbilled	Appendix E	-	-			-
FY2017 State-wide Costs	Appendix F	-	-			-
Total Additional Costs		<u>-</u>	<u>-</u>	<u>-</u>	<u>-</u>	<u>-</u>
Grand Total		<u>\$ 70,159,099</u>	<u>\$ 64,897,163</u>	<u>\$ 3,451,531</u>	<u>\$ 1,810,405</u>	<u>\$ 5,261,936</u>

**ALASKA DEPARTMENT OF LABOR AND WORKFORCE DEVELOPMENT
FY2019 INDIRECT COST RATE PROPOSAL**

CLASSIFICATION OF FY2019 TOTAL BUDGETED COSTS

ORGANIZATION UNIT	SUPPORT SCHEDULE	TOTAL COSTS	EXCLUDED COSTS	DIRECT COSTS	INDIRECT COSTS		TOTAL
					DEPT-WIDE	DIVISION	
Office of the Commissioner							
Commissioner's Office	VI C-1	\$ 1,002,300	\$ -	312,409	\$ 689,891		\$ 689,891
Workforce Investment Board		476,000		476,000			-
AK Labor Relations Agency		538,600		538,600			-
Total		<u>2,016,900</u>	<u>-</u>	<u>1,327,009</u>	<u>689,891</u>	<u>-</u>	<u>689,891</u>
Administrative Services							
Management Services (includes HR)	VI C-2	3,835,100	-	17,016	3,818,084		3,818,084
Human Resources		-		-			-
Leasing		2,687,500		2,687,500			-
Data Processing		5,570,500		5,570,500			-
Labor Market Information	VI C-3	4,283,100	-	3,870,767	412,333		412,333
Total		<u>16,376,200</u>	<u>-</u>	<u>12,145,783</u>	<u>4,230,417</u>	<u>-</u>	<u>4,230,417</u>
Workers' Compensation							
Workers' Compensation		5,704,200		5,704,200			-
WC Appeals Commission		421,600		421,600			-
WC Benefits Guaranty Fund		774,900		774,900			-
Second Injury Fund		3,248,100		3,248,100			-
Fishermen's Fund		1,389,600		1,389,600			-
Total		<u>11,538,400</u>	<u>-</u>	<u>11,538,400</u>	<u>-</u>	<u>-</u>	<u>-</u>
Labor Standards and Safety							
Wage and Hour Admin.		2,393,300		2,393,300			-
Mechanical Inspection		2,902,100		2,902,100			-
Occupational Safety and Health		5,545,900		5,545,900			-
Alaska Safety Advisory Council		160,800		160,800			-
Total		<u>11,002,100</u>	<u>-</u>	<u>11,002,100</u>	<u>-</u>	<u>-</u>	<u>-</u>
Employment and Training Services							
Employment Training Svcs Admin	VI C-6	1,381,700	-	236,015		1,145,685	1,145,685
Workforce Services		17,629,000		17,629,000			-
Workforce Development		26,045,900		26,045,900			-
Unemployment Insurance		22,909,000		22,909,000			-
Total		<u>67,965,600</u>	<u>-</u>	<u>66,819,915</u>	<u>-</u>	<u>1,145,685</u>	<u>1,145,685</u>

**ALASKA DEPARTMENT OF LABOR AND WORKFORCE DEVELOPMENT
FY2019 INDIRECT COST RATE PROPOSAL**

CLASSIFICATION OF FY2019 TOTAL BUDGETED COSTS

ORGANIZATION UNIT	SUPPORT SCHEDULE	TOTAL COSTS	EXCLUDED COSTS	DIRECT COSTS	INDIRECT COSTS		
					DEPT-WIDE	DIVISION	TOTAL
Vocational Rehabilitation							
Vocational Rehab. Admin.	VI C-5	1,242,400	-	10,000		1,232,400	1,232,400
Client Services		16,745,000		16,745,000			-
Disability Determination		5,278,600		5,278,600			-
Special Projects		1,242,500		1,242,500			-
Total		24,508,500	-	23,276,100	-	1,232,400	1,232,400
AK Vocational Technical Center							
AK Vocational Technical Center	VI C-4	12,512,500	-	12,245,835	266,665		266,665
AVTEC Facilities Maintenance		2,155,300		2,155,300			-
Total		14,667,800	-	14,401,135	266,665	-	266,665
Total Department Budget		148,075,500	-	140,510,441	5,186,974	2,378,085	7,565,059
Cost Incurred by Other Depts.							
FY2019 Budgeted State Paid Leases	Appendix C	378,455		21,119	357,336		357,336
FY2017 Legislative Audit Costs	Appendix D	58,687			58,687		58,687
FY2017 Administrative Systems (IRIS/AKPAY/ALDER) Unbilled	Appendix E	22,433			22,433		22,433
FY2017 State-wide Costs	Appendix F	139,409			139,409		139,409
Total Additional Costs		598,984	-	21,119	577,865	-	577,865
Grand Total		\$ 148,674,484	\$ -	\$ 140,531,560	\$ 5,764,839	\$ 2,378,085	\$ 8,142,924

ALASKA DEPARTMENT OF LABOR AND WORKFORCE DEVELOPMENT
 FY2019 INDIRECT COST RATE PROPOSAL

COMMISSIONER'S OFFICE
 BUDGETED DEPARTMENT EXPENDITURES
 FOR THE FISCAL YEAR ENDING JUNE 30, 2019

DESCRIPTION	PCN	PER BUDGET	ADJUSTED/ EXCLUDED COSTS	TOTAL COSTS	DIRECT COSTS	DEPT-WIDE INDIRECT COSTS
Personal Services						
Commissioner	07-1001	\$ 208,257		\$ 208,257	\$ 56,880 *	\$ 151,377
Deputy Commissioner	07-1002	206,806		206,806	56,880 *	149,926
Special Asst to the Comm I	07-1003	136,567		136,567	40,970	95,597
Executive Secretary II	07-1015	95,887		95,887	10,000	85,887
Special Asst to the Comm II	07-1037	159,883		159,883	47,965	111,918
Total Pre-Vacancy		807,400	-	807,400	212,695	594,705
Less Budgeted Vacancy				-	-	-
Total Personal Services		807,400	-	807,400	212,735	594,665
Wages		530,585	-	530,585	139,799	390,786
Fringe Benefits		276,815	-	276,815	72,936	203,879
Total Personal Services		807,400	-	807,400	212,735	594,665
Travel		35,000	-	35,000	16,974	18,026

ALASKA DEPARTMENT OF LABOR AND WORKFORCE DEVELOPMENT
 FY2019 INDIRECT COST RATE PROPOSAL

COMMISSIONER'S OFFICE
 BUDGETED DEPARTMENT EXPENDITURES
 FOR THE FISCAL YEAR ENDING JUNE 30, 2019

DESCRIPTION	PCN	PER BUDGET	ADJUSTED/ EXCLUDED COSTS	TOTAL COSTS	DIRECT COSTS	DEPT-WIDE INDIRECT COSTS
Services						
Contract Services		73,300		73,300	35,549	37,751
Communications		20,200		20,200	9,797	10,403
Printing		1,000		1,000	485	515
Repairs & Maintenance		2,100		2,100	1,018	1,082
Equipment Rent		-		-	-	-
Transportation		-		-	-	-
Facility Rent		35,000		35,000	16,974	18,026
Other		3,300		3,300	1,600	1,700
Total Services		<u>134,900</u>	<u>-</u>	<u>134,900</u>	<u>65,424</u>	<u>69,476</u>
Supplies		<u>15,000</u>	<u>-</u>	<u>15,000</u>	<u>7,275</u>	<u>7,725</u>
Capital Outlay		<u>10,000</u>	<u>-</u>	<u>10,000</u>	<u>10,000</u>	<u>-</u>
Assistance		<u>-</u>	<u>-</u>	<u>-</u>	<u>-</u>	<u>-</u>
Total Costs		<u>\$ 1,002,300</u>	<u>\$ -</u>	<u>\$ 1,002,300</u>	<u>\$ 312,409</u>	<u>\$ 689,891</u>

Note * - Amount above the salary cap of \$189,600 for CY 2018 & 2019 was reflected as direct cost

ALASKA DEPARTMENT OF LABOR AND WORKFORCE DEVELOPMENT
 FY2019 INDIRECT COST RATE PROPOSAL

MANAGEMENT SERVICES
 BUDGETED DEPARTMENT EXPENDITURES
 FOR THE FISCAL YEAR ENDING JUNE 30, 2019

DESCRIPTION	PCN	PER BUDGET	ADJUSTED/ EXCLUDED COSTS	TOTAL COSTS	DIRECT COSTS	DEPT-WIDE INDIRECT COSTS
Personal Services						
Human Resource Consultant IV	02-8073	111,552		111,552		111,552
Administrative Officer I	07-1007	104,866		104,866		104,866
Division Director	07-1101	192,781		192,781	3,181 *	189,600
Supply Technician I	07-1106	65,675		65,675		65,675
Procurement Specialist IV	07-1107	141,157		141,157		141,157
Supply Technician I	07-1108	65,209		65,209		65,209
Division Operations Manager	07-1201	201,935		201,935	12,335 *	189,600
Administrative Assistant II	07-1203	96,666		96,666		96,666
Administrative Assistant I	07-1204	76,241		76,241		76,241
Budget Analyst III	07-1205	149,458		149,458		149,458
Accounting Technician III	07-1209	91,691		91,691		91,691
Accounting Technician III	07-1213	107,878		107,878		107,878
Accounting Technician III	07-1216	87,782		87,782		87,782
Accountant III	07-1218	109,232		109,232		109,232
Accountant IV	07-1222	114,701		114,701		114,701
Accounting Technician I	07-1224	71,912		71,912		71,912
Accountant III	07-1225	99,933		99,933		99,933
Procurement Specialist II	07-1226	113,051		113,051		113,051
Mail Services Courier	07-1404	72,636		72,636		72,636
Procurement Specialist III	07-1405	111,471		111,471		111,471

ALASKA DEPARTMENT OF LABOR AND WORKFORCE DEVELOPMENT
 FY2019 INDIRECT COST RATE PROPOSAL

MANAGEMENT SERVICES
 BUDGETED DEPARTMENT EXPENDITURES
 FOR THE FISCAL YEAR ENDING JUNE 30, 2019

DESCRIPTION	PCN	PER BUDGET	ADJUSTED/ EXCLUDED COSTS	TOTAL COSTS	DIRECT COSTS	DEPT-WIDE INDIRECT COSTS
Mail Services Courier	07-1509	71,674		71,674		71,674
Administrative Officer II	07-1515	115,543		115,543		115,543
Accountant II	07-1710	104,270		104,270		104,270
Accountant IV	07-4517	123,342		123,342		123,342
Budget Analyst II	07-6034	108,112		108,112		108,112
Accountant II	21-2007	108,122		108,122		108,122
Accountant V	21-2046	177,700		177,700		177,700
Human Resource Technician II	25-0047	83,768		83,768		83,768
Subtotal		3,078,358	-	3,078,358	15,516	3,062,842
Total Pre-Vacancy		3,078,358	-	3,078,358	15,516	3,062,842
Less Budgeted Vacancy		(61,558)		(61,558)		(61,558)
Total Personal Services		3,016,800	-	3,016,800	15,516	3,001,284
Wages		1,874,082	-	1,874,082	9,503	1,864,579
Fringe Benefits		1,142,718	-	1,142,718	6,013	1,136,705
Total Personal Services		3,016,800	-	3,016,800	15,516	3,001,284
Travel		15,000	-	15,000	-	15,000

ALASKA DEPARTMENT OF LABOR AND WORKFORCE DEVELOPMENT
 FY2019 INDIRECT COST RATE PROPOSAL

MANAGEMENT SERVICES
 BUDGETED DEPARTMENT EXPENDITURES
 FOR THE FISCAL YEAR ENDING JUNE 30, 2019

DESCRIPTION	PCN	PER BUDGET	ADJUSTED/ EXCLUDED COSTS	TOTAL COSTS	DIRECT COSTS	DEPT-WIDE INDIRECT COSTS
Services						
Contract Services		615,400		615,400		615,400
Communications		52,000		52,000		52,000
Printing		5,200		5,200		5,200
Repairs & Maintenance		3,000		3,000		3,000
Equipment Rent		-		-		-
Transportation		15,000		15,000	1,500	13,500
Facility Rent		55,000		55,000		55,000
Other		29,600		29,600		29,600
Total Services		<u>775,200</u>	<u>-</u>	<u>775,200</u>	<u>1,500</u>	<u>773,700</u>
Supplies		<u>28,100</u>	<u>-</u>	<u>28,100</u>	<u>-</u>	<u>28,100</u>
Capital Outlay		<u>-</u>	<u>-</u>	<u>-</u>	<u>-</u>	<u>-</u>
Assistance		<u>-</u>	<u>-</u>	<u>-</u>	<u>-</u>	<u>-</u>
Total Costs		<u>\$ 3,835,100</u>	<u>\$ -</u>	<u>\$ 3,835,100</u>	<u>\$ 17,016</u>	<u>\$ 3,818,084</u>

Note * - Amount above the salary cap of \$189,600 for CY 2018 & 2019 was reflected as direct cost

ALASKA DEPARTMENT OF LABOR AND WORKFORCE DEVELOPMENT
 FY2019 INDIRECT COST RATE PROPOSAL

LABOR MARKET INFORMATION
 BUDGETED DEPARTMENT EXPENDITURES
 FOR THE FISCAL YEAR ENDING JUNE 30, 2019

DESCRIPTION	PCN	PER BUDGET	ADJUST EXCLUDED COSTS	TOTAL COSTS	DIRECT COSTS	DEPT-WIDE INDIRECT COSTS
Personal Services						
Economist IV	07-5258	\$ 178,555		\$ 178,555	\$ 169,627	\$ 8,928
Publication Specialist III	07-1731	127,000		127,000		127,000
Publication Specialist II	07-5382	120,273		120,273		120,273
Other		2,873,067		2,873,067	2,873,067	
Total Pre-Vacancy		3,298,895	-	3,298,895	3,042,694	256,201
Less Budgeted Vacancy		(164,895)		(164,895)	(164,895)	-
Total Personal Services		3,134,000	-	3,134,000	2,877,799	256,201
Wages		1,978,546		1,978,546	1,816,802	161,744
Fringe Benefits		1,155,454		1,155,454	1,060,997	94,457
Total Personal Services		3,134,000	-	3,134,000	2,877,799	256,201
Travel		26,000	-	26,000	22,467	3,533

ALASKA DEPARTMENT OF LABOR AND WORKFORCE DEVELOPMENT
 FY2019 INDIRECT COST RATE PROPOSAL

LABOR MARKET INFORMATION
 BUDGETED DEPARTMENT EXPENDITURES
 FOR THE FISCAL YEAR ENDING JUNE 30, 2019

DESCRIPTION	PCN	PER BUDGET	ADJUST EXCLUDED COSTS	TOTAL COSTS	DIRECT COSTS	DEPT-WIDE INDIRECT COSTS
Services						
Contract Services		365,800		365,800	316,097	49,703
Communications		56,600		56,600	48,910	7,690
Printing		-		-	-	-
Repairs & Maintenance		3,000		3,000	2,592	408
Equipment Rent		-		-	-	-
Transportation		2,800		2,800	2,420	380
Facility Rent		130,000		130,000	112,336	17,664
Other		539,900		539,900	466,542	73,358
Total Services		<u>1,098,100</u>	<u>-</u>	<u>1,098,100</u>	<u>948,897</u>	<u>149,203</u>
Supplies		<u>25,000</u>	<u>-</u>	<u>25,000</u>	<u>21,603</u>	<u>3,397</u>
Capital Outlay		<u>-</u>	<u>-</u>	<u>-</u>	<u>-</u>	<u>-</u>
Assistance		<u>-</u>	<u>-</u>	<u>-</u>	<u>-</u>	<u>-</u>
Total Costs		<u>\$ 4,283,100</u>	<u>\$ -</u>	<u>\$ 4,283,100</u>	<u>\$ 3,870,767</u>	<u>\$ 412,333</u>

ALASKA DEPARTMENT OF LABOR AND WORKFORCE DEVELOPMENT
 FY2019 INDIRECT COST RATE PROPOSAL

ALASKA VOCATIONAL TECHNICAL CENTER
 BUDGETED DEPARTMENT EXPENDITURES
 FOR THE FISCAL YEAR ENDING JUNE 30, 2019

DESCRIPTION	PCN	PER BUDGET	ADJUST EXCLUDED COSTS	TOTAL COSTS	DIRECT COSTS	DEPT-WIDE INDIRECT COSTS
Personal Services						
Accounting Technician III	05-8396	\$ 86,940		\$ 86,940		\$ 86,940
Procurement Specialist I	05-8397	91,807		91,807		91,807
Other		7,018,518		7,018,518	7,018,518	
Total Pre-Vacancy		7,197,265	-	7,197,265	7,018,518	178,747
Less Budgeted Vacancy		(211,465)		(211,465)	(211,465)	-
Total Personal Services		6,985,800	-	6,985,800	6,807,053	178,747
Wages		4,406,007		4,406,007	4,293,270	112,737
Fringe Benefits		2,579,793		2,579,793	2,513,783	66,010
Total Personal Services		6,985,800	-	6,985,800	6,807,053	178,747
Travel		65,000	-	65,000	63,337	1,663

ALASKA DEPARTMENT OF LABOR AND WORKFORCE DEVELOPMENT
 FY2019 INDIRECT COST RATE PROPOSAL

ALASKA VOCATIONAL TECHNICAL CENTER
 BUDGETED DEPARTMENT EXPENDITURES
 FOR THE FISCAL YEAR ENDING JUNE 30, 2019

DESCRIPTION	PCN	PER BUDGET	ADJUST EXCLUDED COSTS	TOTAL COSTS	DIRECT COSTS	DEPT-WIDE INDIRECT COSTS
Services						
Contract Services		2,651,000		2,651,000	2,583,168	67,832
Communications		109,500		109,500	106,698	2,802
Printing		-		-	-	-
Repairs & Maintenance		20,600		20,600	20,073	527
Equipment Rent		-		-	-	-
Transportation		60,500		60,500	58,952	1,548
Facility Rent		31,500		31,500	31,469	32
Other		228,200		228,200	225,918	2,282
Total Services		<u>3,101,300</u>	<u>-</u>	<u>3,101,300</u>	<u>3,026,278</u>	<u>75,022</u>
Supplies		<u>1,123,300</u>	<u>-</u>	<u>1,123,300</u>	<u>1,112,067</u>	<u>11,233</u>
Capital Outlay		<u>87,900</u>	<u>-</u>	<u>87,900</u>	<u>87,900</u>	<u>-</u>
Assistance		<u>1,149,200</u>	<u>-</u>	<u>1,149,200</u>	<u>1,149,200</u>	<u>-</u>
Total Costs		<u>\$ 12,512,500</u>	<u>\$ -</u>	<u>\$ 12,512,500</u>	<u>\$ 12,245,835</u>	<u>\$ 266,665</u>

ALASKA DEPARTMENT OF LABOR AND WORKFORCE DEVELOPMENT
 FY2019 INDIRECT COST RATE PROPOSAL

VOCATIONAL REHABILITATION ADMINISTRATION
 BUDGETED DEPARTMENT EXPENDITURES
 FOR THE FISCAL YEAR ENDING JUNE 30, 2019

DESCRIPTION	PCN	PER BUDGET	ADJUST EXCLUDED COSTS	TOTAL COSTS	DIRECT COSTS	DIVISION INDIRECT COSTS
Personal Services						
Division Director	05-2001	\$ 164,475		\$ 164,475		\$ 164,475
Accountant III	05-2003	153,809		153,809		153,809
Admin Operations Manager I	05-2023	185,162		185,162		185,162
Accounting Technician II	05-2042	98,477		98,477		98,477
Administrative Officer I	05-2044	106,061		106,061		106,061
Project Assistant	05-2046	113,849		113,849		113,849
Accounting Technician I	05-7007	90,176		90,176		90,176
Total Pre-Vacancy		912,009	-	912,009	-	912,009
Less Budgeted Vacancy		(27,009)		(27,009)		(27,009)
Total Personal Services		885,000	-	885,000	-	885,000
Wages		555,149		555,149		555,149
Fringe Benefits		329,851		329,851		329,851
Total Personal Services		885,000	-	885,000	-	885,000
Travel		10,000	-	10,000	-	10,000

ALASKA DEPARTMENT OF LABOR AND WORKFORCE DEVELOPMENT
 FY2019 INDIRECT COST RATE PROPOSAL

VOCATIONAL REHABILITATION ADMINISTRATION
 BUDGETED DEPARTMENT EXPENDITURES
 FOR THE FISCAL YEAR ENDING JUNE 30, 2019

DESCRIPTION	PCN	PER BUDGET	ADJUST EXCLUDED COSTS	TOTAL COSTS	DIRECT COSTS	DIVISION INDIRECT COSTS
Services						
Contract Services		218,600		218,600		218,600
Communications		19,000		19,000		19,000
Printing		-		-		-
Repairs & Maintenance		3,000		3,000		3,000
Equipment Rent		-		-		-
Transportation		-		-		-
Facility Rent		25,600		25,600		25,600
Other		11,200		11,200		11,200
Total Services		<u>277,400</u>	<u>-</u>	<u>277,400</u>	<u>-</u>	<u>277,400</u>
Supplies		<u>60,000</u>	<u>-</u>	<u>60,000</u>	<u>-</u>	<u>60,000</u>
Capital Outlay		<u>10,000</u>	<u>-</u>	<u>10,000</u>	<u>10,000</u>	<u>-</u>
Assistance		<u>-</u>	<u>-</u>	<u>-</u>	<u>-</u>	<u>-</u>
Total Costs		<u>\$ 1,242,400</u>	<u>\$ -</u>	<u>\$ 1,242,400</u>	<u>\$ 10,000</u>	<u>\$ 1,232,400</u>

ALASKA DEPARTMENT OF LABOR AND WORKFORCE DEVELOPMENT
 FY2019 INDIRECT COST RATE PROPOSAL

EMPLOYMENT AND TRAINING SERVICES ADMINISTRATION
 BUDGETED DEPARTMENT EXPENDITURES
 FOR THE FISCAL YEAR ENDING JUNE 30, 2019

DESCRIPTION	PCN	PER BUDGET	ADJUST EXCLUDED COSTS	TOTAL COSTS	DIRECT COSTS	DIVISION INDIRECT COSTS
Personal Services						
Division Director	01-332X	\$ 180,446		\$ 180,446		\$ 180,446
Administrative Assistant II	07-5044	94,606		94,606		94,606
Admin Operations Manager II	07-5172	162,038		162,038		162,038
Accounting Technician II	07-5311	81,293		81,293		81,293
Accountant IV	07-5481	129,264		129,264	129,264	-
Accounting Technician III	07-5750	87,782		87,782		87,782
Accountant III	07-5847	106,751		106,751	106,751	-
Accountant III	07-5958	103,304		103,304		103,304
Administrative Officer II	21-2018	140,898		140,898		140,898
Administrative Officer I	21-3027	113,891		113,891		113,891
Total Pre-Vacancy		1,200,273	-	1,200,273	236,015	964,258
Less Budgeted Vacancy		(73)		(73)	(73)	-
Total Personal Services		1,200,200	-	1,200,200	235,942	964,258
Wages		757,304		757,304	148,875	608,429
Fringe Benefits		442,896		442,896	87,067	355,829
Total Personal Services		1,200,200	-	1,200,200	235,942	964,258
Travel		15,000	-	15,000	-	15,000

ALASKA DEPARTMENT OF LABOR AND WORKFORCE DEVELOPMENT
 FY2019 INDIRECT COST RATE PROPOSAL

EMPLOYMENT AND TRAINING SERVICES ADMINISTRATION
 BUDGETED DEPARTMENT EXPENDITURES
 FOR THE FISCAL YEAR ENDING JUNE 30, 2019

DESCRIPTION	PCN	PER BUDGET	ADJUST EXCLUDED COSTS	TOTAL COSTS	DIRECT COSTS	DIVISION INDIRECT COSTS
Services						
Contract Services		95,400		95,400		95,400
Communications		18,800		18,800		18,800
Printing		1,000		1,000		1,000
Repairs & Maintenance		5,600		5,600		5,600
Equipment Rent		-		-		-
Transportation		-		-		-
Facility Rent		19,100		19,100		19,100
Other		5,000		5,000		5,000
Total Services		<u>144,900</u>	<u>-</u>	<u>144,900</u>	<u>-</u>	<u>144,900</u>
Supplies		<u>21,600</u>	<u>-</u>	<u>21,600</u>	<u>-</u>	<u>21,600</u>
Capital Outlay		<u>-</u>	<u>-</u>	<u>-</u>	<u>-</u>	<u>-</u>
Assistance		<u>-</u>	<u>-</u>	<u>-</u>	<u>-</u>	<u>-</u>
Total Costs		<u>\$ 1,381,700</u>	<u>\$ -</u>	<u>\$ 1,381,700</u>	<u>\$ 236,015</u>	<u>\$ 1,145,685</u>

ALASKA DEPARTMENT OF LABOR AND WORKFORCE DEVELOPMENT
 FY2019 INDIRECT COST RATE PROPOSAL

CLASSIFICATION OF FY2019 BUDGETED PERSONAL SERVICES

ORGANIZATION UNIT	SUPPORT SCHEDULE	PERSONAL SERVICES	EXCLUDED COST	DIRECT COST	INDIRECT PERSONAL SERVICES		
					DEPT-WIDE	DIVISION	TOTAL
Office of the Commissioner							
Commissioner's Office	VI C-1	\$ 807,400	\$ -	\$ 212,735	\$ 594,665		\$ 594,665
Workforce Investment Board		359,800		359,800			-
AK Labor Relations Agency		403,500		403,500			-
Total		1,570,700	-	976,035	594,665	-	594,665
Administrative Services							
Management Services (includes HR)	VI C-2	3,016,800	-	15,516	3,001,284		3,001,284
Human Resources		-		-			-
Leasing		-		-			-
Data Processing		2,424,400		2,424,400			-
Labor Market Information	VI C-3	3,134,000	-	2,877,799	256,201		256,201
Total		8,575,200	-	5,317,715	3,257,485	-	3,257,485
Workers' Compensation							
Workers' Compensation		4,310,700		4,310,700			-
WC Appeals Commission		270,200		270,200			-
WC Benefits Guaranty Fund		92,600		92,600			-
Second Injury Fund		187,100		187,100			-
Fishermen's Fund		246,600		246,600			-
Total		5,107,200	-	5,107,200	-	-	-
Labor Standards and Safety							
Wage and Hour Admin.		1,927,100		1,927,100			-
Mechanical Inspection		2,354,900		2,354,900			-
Occupational Safety and Health		3,865,500		3,865,500			-
Alaska Safety Advisory Council		-		-			-
Total		8,147,500	-	8,147,500	-	-	-

ALASKA DEPARTMENT OF LABOR AND WORKFORCE DEVELOPMENT
 FY2019 INDIRECT COST RATE PROPOSAL

CLASSIFICATION OF FY2019 BUDGETED PERSONAL SERVICES

ORGANIZATION UNIT	SUPPORT SCHEDULE	PERSONAL SERVICES	EXCLUDED COST	DIRECT COST	INDIRECT PERSONAL SERVICES		
					DEPT-WIDE	DIVISION	TOTAL
Employment and Training Services							
Employment Training Svcs Admin	VI C-6	1,200,200	-	235,942		964,258	964,258
Workforce Services		8,636,900		8,636,900			-
Workforce Development		3,214,500		3,214,500			-
Unemployment Insurance		17,126,000		17,126,000			-
Total		<u>30,177,600</u>	<u>-</u>	<u>29,213,342</u>	<u>-</u>	<u>964,258</u>	<u>964,258</u>
Vocational Rehabilitation							
Vocational Rehab. Admin.	VI C-5	885,000	-	-		885,000	885,000
Client Services		8,771,800		8,771,800			-
Disability Determination		2,871,000		2,871,000			-
Special Projects		18,500		18,500			-
Total		<u>12,546,300</u>	<u>-</u>	<u>11,661,300</u>	<u>-</u>	<u>885,000</u>	<u>885,000</u>
AK Vocational Technical Center							
AK Vocational Technical Center	VI C-4	6,985,800	-	6,807,053	178,747		178,747
AVTEC Facilities Maintenance		924,400		924,400			-
Total		<u>7,910,200</u>	<u>-</u>	<u>7,731,453</u>	<u>178,747</u>	<u>-</u>	<u>178,747</u>
Total Department Budget		<u>74,034,700</u>	<u>-</u>	<u>68,154,545</u>	<u>4,030,897</u>	<u>1,849,258</u>	<u>5,880,155</u>
Cost Incurred by Other Depts.							
FY2019 Budgeted State Paid Leases	Appendix C	-					-
FY2017 Legislative Audit Costs	Appendix D	-					-
FY2017 Administrative Systems (IRIS/AKPAY/ALDER) Unbilled	Appendix E	-					-
FY2017 State-wide Costs	Appendix F	-					-
Total Additional Costs		<u>-</u>	<u>-</u>	<u>-</u>	<u>-</u>	<u>-</u>	<u>-</u>
Grand Total		<u>\$ 74,034,700</u>	<u>\$ -</u>	<u>\$ 68,154,545</u>	<u>\$ 4,030,897</u>	<u>\$ 1,849,258</u>	<u>\$ 5,880,155</u>

SECTION VII

FY2019 DEPARTMENT-WIDE FIXED INDIRECT COST RATE

(Intentionally left blank)

FY2019 DEPARTMENT-WIDE FIXED INDIRECT COST RATE

The department utilizes the OMB Circular 2 CFR 200 Subpart E, Appendix VII simplified method for the development of a single fixed indirect cost rate applicable to all divisions and programs of the department. The rate is determined by dividing the department's total budgeted FY2019 OMB Circular 2 CFR 200 Subpart E allowable indirect cost and FY2017 carry-forward by the department's FY2019 total budgeted direct personal services costs. The rate is calculated by indirect cost source and in total.

Personal Services costs include salaries and wages and associated fringe benefits. Direct personal services costs are the total personal services costs of the department less the personal services of positions classified as indirect. Section VI-D, Classification of FY2019 Budgeted Personal Services Costs, provides the support for the classification of personal services as either direct or indirect.

- ❑ Fringe Benefits are identified specifically to each employee and are assigned to components in the same ratio as an employee's salary. Fringe benefits include:
 - Health, dental and life insurance
 - Federal and state unemployment insurance
 - Public Employee Retirement Plan
 - Alaska Supplemental Benefits - in lieu of Social Security benefits
 - Legal Trust Plan
 - Workers' Compensation
 - Terminal leave (a reserve account used to pay terminating employees the unused balance of their leave account)
 - Leave cash-in (a reserve account used to pay employees when they cash in leave in lieu of taking time off)

This section includes schedules that support the calculation of the FY2019 department-wide fixed indirect cost rate. A brief description of each schedule is provided in the following text.

Schedule VII-A: Department-Wide FY2019 Fixed Indirect Cost Rate

Schedule VII-A provides the calculation of the department-wide FY2019 fixed indirect cost rate applicable to all divisions and programs of the department. The schedule provides a summary of FY2019 budgeted indirect costs, the FY2017 carry-forward and FY2019 budgeted direct personal services. Rate calculations are provided by indirect cost source and in total.

Indirect costs included in the department-wide fixed indirect cost rate are OMB Circular 2 CFR 200 Subpart E allowable costs that benefit all divisions and programs of the department. Section VI, Classification of Costs, includes schedules that reconcile costs included in the rate and provides detail information on indirect services and costs. Costs have been identified as either department or statewide. Department costs are costs incurred by the department. Statewide costs are costs incurred by other state agencies in support of all department programs.

Schedule VII-B: FY2017 Indirect Cost Rate Carry-Forward

The department utilized a fixed indirect cost rate in FY2017. OMB Circular 2 CFR 200 Subpart E requires that entities utilizing a fixed indirect cost rate determine the difference between the estimated rate, based on budgeted costs and the actual rate for the period based on actual costs. The difference between the rates is to be carried forward as an adjustment to the rate computation of a subsequent period.

Schedule VII-B provides the calculation of the FY2017 indirect cost rate carry-forward. The carry-forward is the difference between potential indirect cost recoveries utilizing the department's fixed FY2017 indirect cost rate based on budgeted costs and the actual or final rate for FY2017 based on actual costs. Carry-forwards are provided by indirect cost source and in total. The carry-forward is included on Schedule VII-A.

This concludes the narrative on this section of the proposal. The schedules are provided on the following pages.

**ALASKA DEPARTMENT OF LABOR AND WORKFORCE DEVELOPMENT
FY2019 INDIRECT COST RATE PROPOSAL**

**DEPARTMENT-WIDE
FY2019 FIXED INDIRECT COST RATE
BASED ON FY2019 BUDGETED EXPENDITURES**

DESCRIPTION	DEPARTMENT	STATE-WIDE	TOTAL
Direct Personal Services			
Total Department Personal Services (Schedule VI-D)	\$ 74,034,700	\$ 74,034,700	\$ 74,034,700
Less Indirect Personal Services			
Commissioner's Office (Schedule VI C-1)	\$ (594,665)	\$ (594,665)	\$ (594,665)
Management Services (Schedule VI C-2)	(3,001,284)	(3,001,284)	(3,001,284)
Labor Market Information (Schedule VI C-3)	(256,201)	(256,201)	(256,201)
AK Vocational Tech. Center (Schedule VI C-4)	(178,747)	(178,747)	(178,747)
Total Indirect Personal Services	<u>(4,030,897)</u>	<u>(4,030,897)</u>	<u>(4,030,897)</u>
Direct Personal Services	<u>\$ 70,003,803</u>	<u>\$ 70,003,803</u>	<u>\$ 70,003,803</u>
Indirect Costs			
FY2019 Indirect Costs (Schedule VI C)			
Commissioner's Office (Schedule VI C-1)	\$ 689,891	\$ -	\$ 689,891
Management Services (Schedule VI C-2)	3,818,084		3,818,084
Labor Market Information (Schedule VI C-3)	412,333		412,333
AK Vocational Tech. Center (Schedule VI C-4)	266,665		266,665
FY2019 Leases (Appendix C)		357,336	357,336
FY2017 Legislative Audit Costs (Appendix D)		58,687	58,687
FY2017 Administrative Systems Unbilled (Appendix E)		22,433	22,433
FY2017 State-wide Cost Allocation Plan (Appendix F)		139,409	139,409
Total FY2019 Indirect Costs	<u>5,186,974</u>	<u>577,865</u>	<u>5,764,839</u>
FY2017 Carry-Forward (Schedule VII-B)	<u>(760,096)</u>	<u>(230,752)</u>	<u>(990,848)</u>
Total Indirect Costs	<u>\$ 4,426,878</u>	<u>\$ 347,113</u>	<u>\$ 4,773,991</u>
Computation of Indirect Cost Rate			
Indirect Costs	\$ 4,426,878	6.32%	\$ 4,773,991
Direct Personal Services	\$ 70,003,803		\$ 70,003,803
			0.50%
			6.82%

**ALASKA DEPARTMENT OF LABOR AND WORKFORCE DEVELOPMENT
FY2019 INDIRECT COST RATE PROPOSAL**

**DEPARTMENT-WIDE
FY2017 INDIRECT COST RATE CARRY-FORWARD
BASED ON ACTUAL EXPENDITURES
FOR THE FISCAL YEAR ENDED JUNE 30, 2017**

DESCRIPTION	DEPARTMENT	STATE-WIDE	TOTAL
Direct Personal Services:			
Total Department Personal Services (Schedule VI B)	\$ 70,159,099	\$ 70,159,099	\$ 70,159,099
Less Indirect Personal Services			
Commissioner's Office (Schedule VI A-1)	(433,984)	(433,984)	(433,984)
Management Services (Schedule VI A-2)	(2,638,776)	(2,638,776)	(2,638,776)
Labor Market Information (Schedule VI A-3)	(234,980)	(234,980)	(234,980)
AK Vocational Technical Center (Schedule VI A-4)	(143,791)	(143,791)	(143,791)
Total Indirect Personal Services	<u>(3,451,531)</u>	<u>(3,451,531)</u>	<u>(3,451,531)</u>
Direct Personal Services	<u>\$ 66,707,568</u>	<u>\$ 66,707,568</u>	<u>\$ 66,707,568</u>
FY2017 Carry-Forward			
Indirect Costs:			
Commissioner's Office (Schedule VI-A)	\$ 445,000	\$ -	\$ 445,000
Management Services (Schedule VI-A)	2,805,499		2,805,499
Labor Market Information (Schedule VI-A)	234,998		234,998
AK Vocational Technical Center (Schedule VI-A)	143,791		143,791
FY2017 DOA Paid Leases (Appendix C)		367,542	367,542
FY2017 Legislative Audit (Appendix D)		58,687	58,687
FY2017 Administrative Systems Unbilled (Appendix E)		22,433	22,433
FY2017 State-wide Cost Allocation Plan (Appendix F)		139,409	139,409
Total Indirect Costs	<u>3,629,288</u>	<u>588,071</u>	<u>4,217,359</u>
Less FY2017 Projected Recoveries			
Direct Personal Services	66,707,568	66,707,568	66,707,568
FY2017 Fixed Indirect Cost Rate	<u>5.63%</u>	<u>1.24%</u>	<u>6.87%</u>
Projected Recoveries	(3,755,636)	(827,174)	(4,582,810)
FY2015 (Over)/Under Recovery in FY2017 Rate	<u>(633,748)</u>	<u>8,351</u>	<u>(625,397)</u>
FY2017 Carry-Forward	<u>\$ (760,096)</u>	<u>\$ (230,752)</u>	<u>\$ (990,848)</u>

SECTION VIII

***FY2019 VOCATIONAL REHABILITATION DIVISION
FIXED INDIRECT COST RATE***

(Intentionally left blank)

FY2019 VOCATIONAL REHABILITATION DIVISION FIXED INDIRECT COST RATE

The department utilizes the OMB Circular 2 CFR 200 Subpart E, Appendix VII simplified method for the development of a fixed indirect cost rate allocable to all programs administered by the Vocational Rehabilitation Division. The rate consists of a division administrative rate and the department-wide rate. The division rate is determined by dividing the division's total budgeted FY2019 OMB Circular 2 CFR 200 Subpart E allowable administrative indirect costs and FY2017 carry-forward by the division's total budgeted FY2019 direct personal services costs. The department-wide rate is the rate developed in Section VII, FY2019 Department-Wide Fixed Indirect Cost Rate, of the proposal.

Personal Services costs include salaries and wages and associated fringe benefits. Direct personal services costs are the total personal services costs of the division less the personal services of positions classified as indirect. Section VI-D, Classification of FY2019 Budgeted Personal Services Costs, provides the support for the classification of division personal services as either direct or indirect.

- ❑ Fringe Benefits are identified specifically to each employee and are assigned to components in the same ratio as an employee's salary. Fringe benefits include:
 - Health, dental and life insurance
 - Federal and state unemployment insurance
 - Public Employee Retirement Plan
 - Alaska Supplemental Benefits - in lieu of Social Security benefits
 - Legal Trust Plan
 - Workers' Compensation
 - Terminal leave (a reserve account used to pay terminating employees the unused balance of their leave account)
 - Leave cash-in (a reserve account used to pay employees when they cash in leave in lieu of taking time off)

This section includes schedules that support the calculation of the FY2019 Vocational Rehabilitation Division fixed indirect cost rate. A brief description of each schedule is provided in the following text.

Schedule VIII-A: FY2019 Vocational Rehabilitation Division Fixed Indirect Cost Rate

Schedule VIII-A provides the calculation of the Vocational Rehabilitation Division's FY2019 fixed indirect cost rate applicable to all programs of the division. The schedule provides a summary of FY2019 budgeted indirect costs, the FY2017 carry-forward and FY2019 budgeted direct personal services. Rate calculations are provided that include only division costs. The schedule also includes the department-wide rate.

Division administrative costs that have been classified as indirect costs are OMB Circular 2 CFR 200 Subpart E allowable costs that benefit all programs administered by the division. Section VI, Classification of Costs, includes schedules that reconcile costs included in the rate and provide detail information on indirect services and costs.

Schedule VIII-B: FY2017 Vocational Rehabilitation Division Indirect Cost Rate Carry-Forward

The Vocational Rehabilitation Division utilized a fixed indirect cost rate in FY2017. OMB Circular 2 CFR 200 Subpart E requires that entities utilizing a fixed rate determine the difference between the estimated rate, based on budgeted costs and the actual rate for the period based on actual costs. The difference between the rates is to be carried forward as an adjustment to the rate computation of a subsequent period.

Schedule VIII-B provides the calculation of the division's FY2017 indirect cost rate carry-forward. The carry-forward is the difference between potential indirect cost recoveries utilizing the division's fixed FY2017 indirect cost rate based on budgeted costs and the actual or final rate for FY2017 based on actual costs. The carry-forward is included on Schedule VIII-A

This concludes the narrative on this section of the proposal. The schedules are provided on the following pages.

ALASKA DEPARTMENT OF LABOR AND WORKFORCE DEVELOPMENT
 FY2019 INDIRECT COST RATE PROPOSAL

VOCATIONAL REHABILITATION DIVISION
 FY2019 FIXED INDIRECT COST RATE
 BASED ON FY2019 BUDGETED EXPENDITURES

	<u>DIVISION</u>	<u>DEPARTMENT</u>	<u>STATE-WIDE</u>	<u>TOTAL</u>
Division Administrative Rate				
Direct Division Personal Services				
Total Division Personal Services (Schedule VI-D)	\$ 12,546,300			
Less Division Personal Services (Schedule VI C-5)	(885,000)			
Division Personal Services	<u>\$ 11,661,300</u>			
Indirect Costs				
FY2019 Indirect Costs (Schedule VI C-5)				
Personal Services	\$ 885,000			
Travel	10,000			
Services	277,400			
Supplies	60,000			
Capital Outlay	-			
Total FY2019 Indirect Costs	<u>1,232,400</u>			
FY2017 Carry-Forward (Schedule VIII-B)	(132,622)			
Total Indirect Costs	<u>\$ 1,099,778</u>			
Computation of Division Admin. Indirect Cost Rate				
<u>Indirect Costs</u>	\$ 1,099,778	9.43%		9.43%
Direct Personal Services	\$ 11,661,300			
Department Portion of Department-Wide Indirect Cost Rate (Schedule VII-A)				
<u>Indirect Costs</u>		\$ 4,426,878		6.32%
Direct Personal Services		\$ 70,003,803		
Total Division/Department Indirect Cost Rate				
				15.75%
Statewide Portion of Department-Wide Indirect Cost Rate (Schedule VII-A)				
<u>Indirect Costs</u>			\$ 347,113	0.50%
Direct Personal Services			\$ 70,003,803	
Total Combined Indirect Cost Rate				
				<u>16.25%</u>

ALASKA DEPARTMENT OF LABOR AND WORKFORCE DEVELOPMENT
 FY2019 INDIRECT COST RATE PROPOSAL

VOCATIONAL REHABILITATION DIVISION
 FY2017 INDIRECT COST RATE CARRY-FORWARD
 BASED ON ACTUAL EXPENDITURES
 FOR THE FISCAL YEAR ENDED JUNE 30, 2017

	DIVISION	DEPARTMENT	STATE-WIDE	TOTAL
Direct Personal Services:				
Total Division Personal Services (Schedule VI-B)	\$ 11,525,848			\$ 11,525,848
Less Indirect Personal Services				
Vocational Rehabilitation Administration (Schedule VI A-4)	\$ (911,509)			
Total Indirect Personal Services	\$ (911,509)			\$ (911,509)
Direct Personal Services	<u>\$ 10,614,339</u>			<u>\$ 10,614,339</u>
FY2017 Carry-Forward				
Indirect Costs: (Schedule VI A-5)				
Personal Services	\$ 911,509			\$ 911,509
Travel	4,923			4,923
Services	129,368			129,368
Supplies	2,771			2,771
Capital Outlay	-			-
Total Indirect Costs	<u>1,048,571</u>			<u>1,048,571</u>
Less FY2017 Projected Recoveries				
Direct Personal Services	\$ 10,614,339			
FY2017 Fixed Indirect Cost Rate	<u>8.97%</u>			8.97%
Projected Recoveries	(952,106)			
Department and Statewide FY2017 Fixed Indirect Cost Rate (Schedule VII-B)		5.63%	1.24%	<u>6.87%</u>
Total FY2017 Fixed Indirect Cost Rate				15.84%
FY2015 (Over)/Under Recovery in FY2017 Rate	<u>(229,087)</u>	<u>\$ (1,181,193)</u>		<u>\$ (1,181,193)</u>
FY2017 Carry-Forward		(132,622)		(132,622)

SECTION IX

***FY2019 EMPLOYMENT AND TRAINING SERVICES DIVISION
FIXED INDIRECT COST RATE***

(Intentionally left blank)

FY2019 EMPLOYMENT AND TRAINING SERVICES DIVISION FIXED INDIRECT COST RATE

The department utilizes the OMB Circular 2 CFR 200 Subpart E, Appendix VII simplified method for the development of a fixed indirect cost rate allocable to all programs administered by the Employment and Training Services Division. The rate consists of a division administrative rate and the department-wide rate. The division rate is determined by dividing the division's total budgeted FY2019 OMB Circular 2 CFR 200 Subpart E allowable administrative indirect costs and FY2017 carry-forward by the division's total budgeted FY2019 direct personal services costs. The department-wide rate is the rate developed in Section VII, FY2019 Department-Wide Fixed Indirect Cost Rate, of the proposal.

Personal Services costs include salaries and wages and associated fringe benefits. Direct personal services costs are the total personal services costs of the division less the personal services of positions classified as indirect. Section VI-D, Classification of FY2019 Budgeted Personal Services Costs, provides the support for the classification of division personal services as either direct or indirect.

- ❑ Fringe Benefits are identified specifically to each employee and are assigned to components in the same ratio as an employee's salary. Fringe benefits include:
 - Health, dental and life insurance
 - Federal and state unemployment insurance
 - Public Employee Retirement Plan
 - Alaska Supplemental Benefits - in lieu of Social Security benefits
 - Legal Trust Plan
 - Workers' Compensation
 - Terminal leave (a reserve account used to pay terminating employees the unused balance of their leave account)
 - Leave cash-in (a reserve account used to pay employees when they cash in leave in lieu of taking time off)

This section includes schedules that support the calculation of the FY2019 Employment and Training Services Division fixed indirect cost rate. A brief description of each schedule is provided in the following text.

Schedule IX-A: FY2019 Employment and Training Services Division Fixed Indirect Cost Rate

Schedule IX-A provides the calculation of the Employment and Training Services Division's FY2019 fixed indirect cost rate applicable to all programs of the division. The schedule provides a summary of FY2019 budgeted indirect costs, the FY2017 carry-forward and FY2019 budgeted direct personal services. Rate calculations are provided that include only division costs. The schedule also includes the department-wide rate.

Division administrative costs that have been classified as indirect costs are OMB Circular 2 CFR 200 Subpart E allowable costs that benefit all programs administered by the division. Section VI, Classification of Costs, includes schedules that reconcile costs included in the rate and provide detail information on indirect services and costs.

Schedule IX-B: FY2017 Employment and Training Services Division Indirect Cost Rate Carry-Forward

The Employment and Training Services Division utilized a fixed indirect cost rate in FY2017. OMB Circular 2 CFR 200 Subpart E requires that entities utilizing a fixed rate determine the difference between the estimated rate, based on budgeted costs and the actual rate for the period based on actual costs. The difference between the rates is to be carried forward as an adjustment to the rate computation of a subsequent period.

Schedule IX-B provides the calculation of the division's FY2017 indirect cost rate carry-forward. The carry-forward is the difference between potential indirect cost recoveries utilizing the division's fixed FY2017 indirect cost rate based on budgeted costs and the actual or final rate for FY2017 based on actual costs. The carry-forward is included on Schedule IX-A

This concludes the narrative on this section of the proposal. The schedules are provided on the following pages.

ALASKA DEPARTMENT OF LABOR AND WORKFORCE DEVELOPMENT
 FY2019 INDIRECT COST RATE PROPOSAL

EMPLOYMENT AND TRAINING SERVICES DIVISION
 FY2019 FIXED INDIRECT COST RATE
 BASED ON FY2019 BUDGETED EXPENDITURES

	<u>DIVISION</u>	<u>DEPARTMENT</u>	<u>STATE-WIDE</u>	<u>TOTAL</u>
Division Administrative Rate				
Direct Personal Services				
Total Division Personal Services(Schedule VI-D)	\$ 30,177,600			
Less Division Personal Services (Schedule VI C-6)	(964,258)			
Division Personal Services	<u>\$ 29,213,342</u>			
Indirect Costs				
FY2019 Indirect Costs (Schedule VI C-6)				
Personal Services	\$ 964,258			
Travel	15,000			
Services	144,900			
Supplies	21,600			
Capital Outlay	-			
Total FY2019 Indirect Costs	<u>1,145,758</u>			
FY2017 Carry-Forward (Schedule VIII-B)	(141,083)			
Total Indirect Costs	<u>\$ 1,004,675</u>			
Computation of Division Admin. Indirect Cost Rate				
Indirect Costs	\$ 1,004,675	3.44%		3.44%
Direct Personal Services	\$ 29,213,342			
Department Portion of Department-Wide Indirect Cost Rate (Schedule VII-A)				
Indirect Costs		\$ 4,426,878		<u>6.32%</u>
Direct Personal Services		\$ 70,003,803		
Total Division/Department Indirect Cost Rate				
9.76%				
Statewide Portion of Department-Wide Indirect Cost Rate (Schedule VII-A)				
Indirect Costs			\$ 347,113	0.50%
Direct Personal Services			\$ 70,003,803	
Total Combined Indirect Cost Rate				
<u>10.26%</u>				

ALASKA DEPARTMENT OF LABOR AND WORKFORCE DEVELOPMENT
 FY2019 INDIRECT COST RATE PROPOSAL

EMPLOYMENT AND TRAINING SERVICES DIVISION
 FY2017 INDIRECT COST RATE CARRY-FORWARD
 BASED ON ACTUAL EXPENDITURES
 FOR THE FISCAL YEAR ENDED JUNE 30, 2017

	<u>DIVISION</u>	<u>DEPARTMENT</u>	<u>STATE-WIDE</u>	<u>TOTAL</u>
Direct Personal Services:				
Total Division Personal Services (Schedule VI-B)	\$ 28,307,018			\$ 28,307,018
Less Indirect Personal Services				
Employment And Training Services Administration (Schedule VI A-5)	\$ (898,896)			
Total Indirect Personal Services	\$ (898,896)			\$ (898,896)
Direct Personal Services	<u>\$ 27,408,122</u>			<u>\$ 27,408,122</u>
FY2017 Carry-Forward				
Indirect Costs: (Schedule VI A-5)				
Personal Services	\$ 898,896			\$ 898,896
Travel	11,136			11,136
Services	112,226			112,226
Supplies	6,986			6,986
Capital Outlay	-			-
Total Indirect Costs	<u>1,029,244</u>			<u>1,029,244</u>
Less FY2017 Projected Recoveries				
Direct Personal Services	\$ 27,408,122			
FY2017 Fixed Indirect Cost Rate	<u>4.27%</u>			4.27%
Projected Recoveries	(1,170,326.81)			
Department and Statewide FY2017 Fixed Indirect Cost Rate (Schedule VII-B)		5.63%	1.24%	<u>6.87%</u>
Total FY2017 Fixed Indirect Cost Rate				11.14%
FY2015 (Over)/Under Recovery in FY2017 Rate	<u>-</u>	<u>\$ (1,170,327)</u>		<u>\$ (1,170,327)</u>
FY2017 Carry-Forward		(141,083)		(141,083)

SECTION X
ALLOCATED COSTS

(Intentionally left blank)

ALLOCATED COSTS

The department allocates costs benefiting more than one program that cannot be readily identified with a specific program. Costs are allocated as they occur based on appropriate allocation bases. Costs allocated to central administrative and support units and division administrative units are included in the development of indirect cost rates. Any allocable cost that cannot be charged to a federal program (because of funding allowability or exhaustion of funds) will be allocated to a state funded appropriation to ensure federal funding is only allocated an equitable share of costs. Following are brief descriptions of the types of allocated costs and bases utilized to allocate them.

Employee Leave

Costs of leave for organization units with employees that charge to multiple funding sources are pooled and allocated monthly to benefiting programs. A cost pool is established for each organization unit. The basis for allocating each unit's leave costs is the year-to-date (YTD) direct personal services costs of benefiting programs.

Management and Administration

In some cases, personal services (salaries, leave and benefits) of division management and administrative staff benefiting multiple programs are pooled by unit and allocated monthly to benefiting programs. A cost pool is established for each unit and only allocated to benefiting programs of the unit. The basis for allocating each unit's management and administration costs is the YTD personal services costs of benefiting programs.

Support Services and Supplies

Services and supplies that are purchased in support of multiple programs are pooled by unit and allocated monthly to benefiting programs. Examples of support services and supplies that may be allocated include paper, office supplies, books, subscriptions, membership dues, copying, communications and training. The basis for allocating each unit's support services and supplies costs is the YTD personal services costs of benefiting programs.

Alaska Workforce Investment Board

Costs for the Alaska Workforce Investment Board (AWIB) include personal services, board travel, services, and supplies required for oversight functions and staff support of the board. The basis for allocating costs in this pool is the prior year proportionate share of actual total program costs of each of the programs covered by the AWIB oversight function.

Data Processing

The department's Data Processing (DP) section has multiple cost allocation categories based on the purpose of the cost and the programs benefiting from them. Appendix A, page 7 provides an

organization chart reflecting staff assignments to each of these cost allocation categories. These categories have been color coded as noted:

- Blue - includes costs for general DP support benefiting all programs of the department. This includes ensuring all department data system and security standards are met. Also includes costs for DP section administrative and management oversight. These costs are allocated to department programs based on full-time equivalent (FTE) position count.
- Purple - includes costs for direct support of the Alaska Job Center Network. This support is split into two categories.
 - Job Center staff support - costs for this support is direct charged to Wagner-Peyser as the sole benefiting program
 - One-Stop public access support - costs are allocated to benefiting programs based on clients served as a part of the Workforce Innovation and Opportunity Act (WIOA) One-Stop Infrastructure Funding Agreement (IFA).
- Brown - includes costs for direct computer support to the Disability Determination (DD) component. These costs are charged to DD as the sole benefiting program.
- Green - includes costs for direct database support to the Unemployment Insurance (UI) program. These costs are charged to UI as the sole benefiting program.
- White - includes costs for programming work on projects for maintenance or enhancement of specific systems and therefore is directly charged to the benefiting programs.
- Grey - includes costs for systems security planning, research, training, and other similar support provided to the programmers in the “white” category. These costs are allocated to the projects and systems worked on by the “white” team programmers based on their collective YTD personal services.

Labor Standards and Safety, Occupational Safety and Health (OSH)

OSH is comprised of two programs enforcement and consultation provided to both public and private employers. These programs are funded by federal grants, 23G and 21D with a state match requirement. The 23G grant provides 50 percent federal funds with a 50 percent state match, and the 21D grant provides 90 percent federal funds with a 10 percent state match.

Personal services costs of staff benefiting these programs are comprised of three sets of employees: direct program staff, division management staff, and clerical support staff. OSH direct program staff enforcement activities are charged to 23G with required the state match. OSH direct program staff consultation activities are charged to 23G for public sites and 21D for private sites with required state match. Consultation staff time is allocated to these grants based

on the relative percentage of public to private consultation visits on the annual Alaska OSH Evaluation Report.

Management staff costs are pooled and distributed based on YTD personal services of the direct program staff, but coded to the administration category under the grant. Clerical staff pooled costs are allocated based on YTD personal services of the direct program and management staff.

Statewide Cost Allocation Plan (SWCAP) – Core Services

Appendix F provides a copy of the SWCAP. Costs in the SWCAP are common to all state agencies and are detailed and approved annually by the US Department of Health and Human Services (USDHHS) and are listed in Section I and II on the SWCAP Cost Allocation Agreement.

SWCAP Section I – Allocated Costs

Some costs, as detailed in Section I, are in the SWCAP but are not billed to agencies. The department share of those costs is included in the indirect cost pool as a statewide cost.

SWCAP Section II – Billed Costs

Costs as detailed in Section II, are billed costs on the SWCAP agreement. Each cost is allocated to all departments, based on the approval of the SWCAP and they are then further allocated or direct charged within the department in the same way unless otherwise noted for that item. In many cases, after these costs are allocated to the component, they are further allocated through that component's Management and Administration allocation, which is based on relative share of YTD personal services costs.

Department of Administration (DOA) - Leasing Services Center and Public Building Fund

For most leases, the cost of leased office and storage space is paid to the lessors by the Department of Administration (DOA). DOA, in turn, bills the agency occupying the space. In addition, a lease administration fee is charged by DOA based on a combination of relative share of lease costs and lease contract action counts. Some of the department's lease costs are for public facilities owned by another state agency. In those cases, the owning agency (most often DOA, the Department of Transportation & Public Facilities, or the Court System) bills the department for the cost of maintenance, etc. as described and approved through the SWCAP. The department, in turn, allocates these costs to the occupying division or component based on their share of occupied space within each lease. Lease costs for space benefiting multiple programs is usually distributed through the division's Management and Administration allocation.

DOA - Risk Management

The Division of Risk Management bills agencies for their share of property, liability, and public official bond insurance that they hold for all state agencies as well as their costs of providing that

service. The overhead and public official bond charges are allocated within the department based on relative share of position count. The charges for property insurance are allocated to the components occupying the property.

DOA - Office of Information Technology

The Office of Information Technology has two types of information services costs

- ❑ Infrastructure costs - includes End User Productivity Services (telephone and computer support), Collaboration Services, and Secure Network Services. These costs are distributed to agencies based on relative share of FTE positions.
- ❑ Usage based costs - includes Mainframe Measure of Incremental Service (MICS) costs, telecommunication devices and special user licenses. These costs are distributed to agencies based on actual usage.

DOA - Central Mail Services

DOA processes mail for all departments of state government. Their services cover incoming mail being sorted and distributed to agencies, as well as printing, mailing and processing of warrants (UI, payroll and general warrants) and other outgoing mail. They collect their costs in the following categories: (1) Basic Service, which includes costs for receiving and sorting incoming U.S. and interagency mail in Juneau, and delivering outgoing mail to the post office; (2) Mailstop Service, which includes costs for delivering mail to and picking up mail from each agency mailstop in Juneau; (3) Postage, which includes postage applied to envelopes, postcards and packages; (4) Inserter Costs, which includes costs for inserting centrally-printed mail such as UI payments and informational mail-outs; (5) Other Direct Costs, which includes billing of special warrant stock or mail-out costs directly to the agency that requests the special stock or mailing; (6) All Other Costs, which includes central mail services' personal services and other costs that are not included in the other categories.

The postage, inserter, and other direct costs categories (3, 4, and 5), are billed to the department and distributed to the department's programs based on actual usage. The basic and mail stop service cost categories (1 and 2) are distributed to the department's programs based on relative share of FTE positions. The all other costs category (6) is distributed to the department's programs based on each program's relative share of the total for the other cost categories (1-5).

DOA - Administrative Systems (IRIS/AKPAY/ALDER)

DOA charges all departments for their share of the cost of running the central administrative systems for accounting, payroll, and data warehouse and reporting. Each department is charged their share based on relative share of transaction posting lines for IRIS FIN; position counts for IRIS HRM and AKPAY, and user counts for ALDER. Effective in FY2019, procurement, financial and payroll are all housed in the IRIS system replacing the AKSAS and AKPAY systems. ALDER is still the data warehouse and the reporting system.

DOA - E-Travel

DOA charges all departments for their share of the travel management contract for all agencies. E-travel rates are billed to agencies with each trip booked through the system.

DOA - Division of Personnel and Labor Relations

DOA provides oversight of some personnel services including timesheet processing, employee pay issues, labor relations, ADA coordination, and other related services. Each agency is billed for their share based on relative share of FTE positions.

Department of Law - Legal Services

The Department of Law bills agencies for the legal services provided based on actual hours spent and the department direct charges these to the benefiting program that used those services.

Division of Legislative Audit - Audit Services

The Legislative Auditor and staff conduct the post-audit function in the budget cycle in accordance with federal OMB Circular 2 CFR 200 Subpart F Audit Requirements, the Constitution of the State of Alaska, and Title 24 of the Alaska Statutes. All audits performed by the division are external audits; that is, they are performed by an auditor who is independent of the executive head of the government unit or agency being audited. The three major types of audits performed are financial compliance (aka Statewide Audit), performance and special audits. The department is charged for some of the cost of these audits, but some costs are not billed to agencies except in a “memo” to identify those amounts that were not billed. The charges are based on hours spent. Performance and special audits are program specific so the department direct charges the amounts for those audits to the benefiting program. The department allocates the amount charged for the statewide audit based on FTE position count. The “memo” billing for the statewide audit that represents charges that were incurred but not billed, are included in the indirect cost pool as a statewide cost.

This concludes the section of the proposal on allocated costs.

(Intentionally left blank)

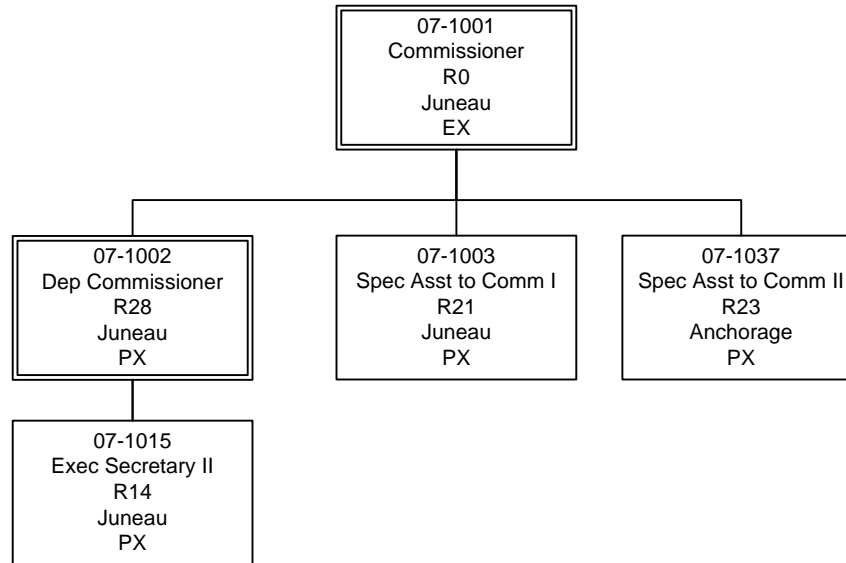
APPENDIX A
FY2019 ORGANIZATION CHARTS

(Intentionally left blank)

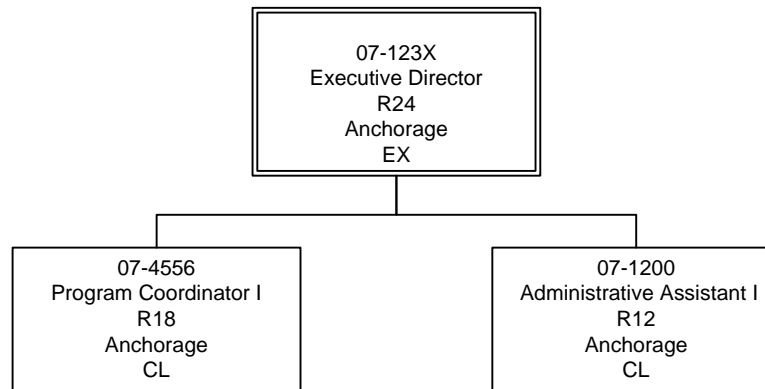
Department of Labor and Workforce Development

Office of the Commissioner

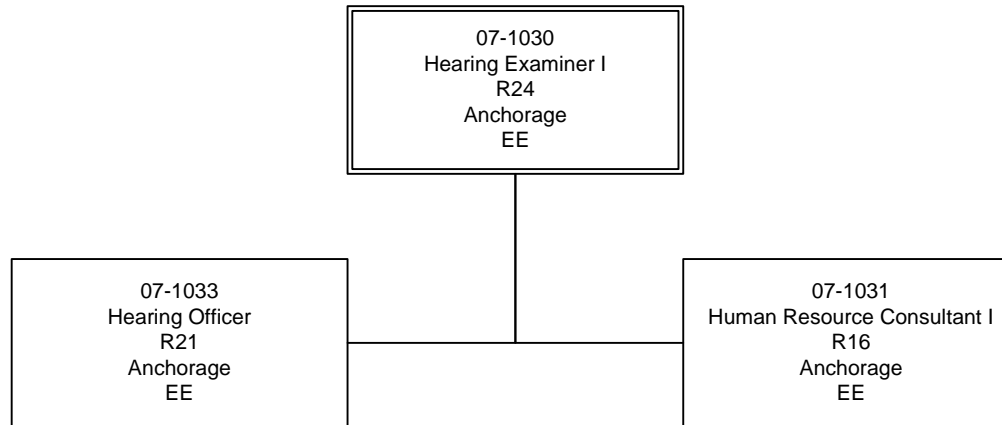
Commissioner's Office



Department of Labor and Workforce Development
Office of the Commissioner
Alaska Workforce Investment Board



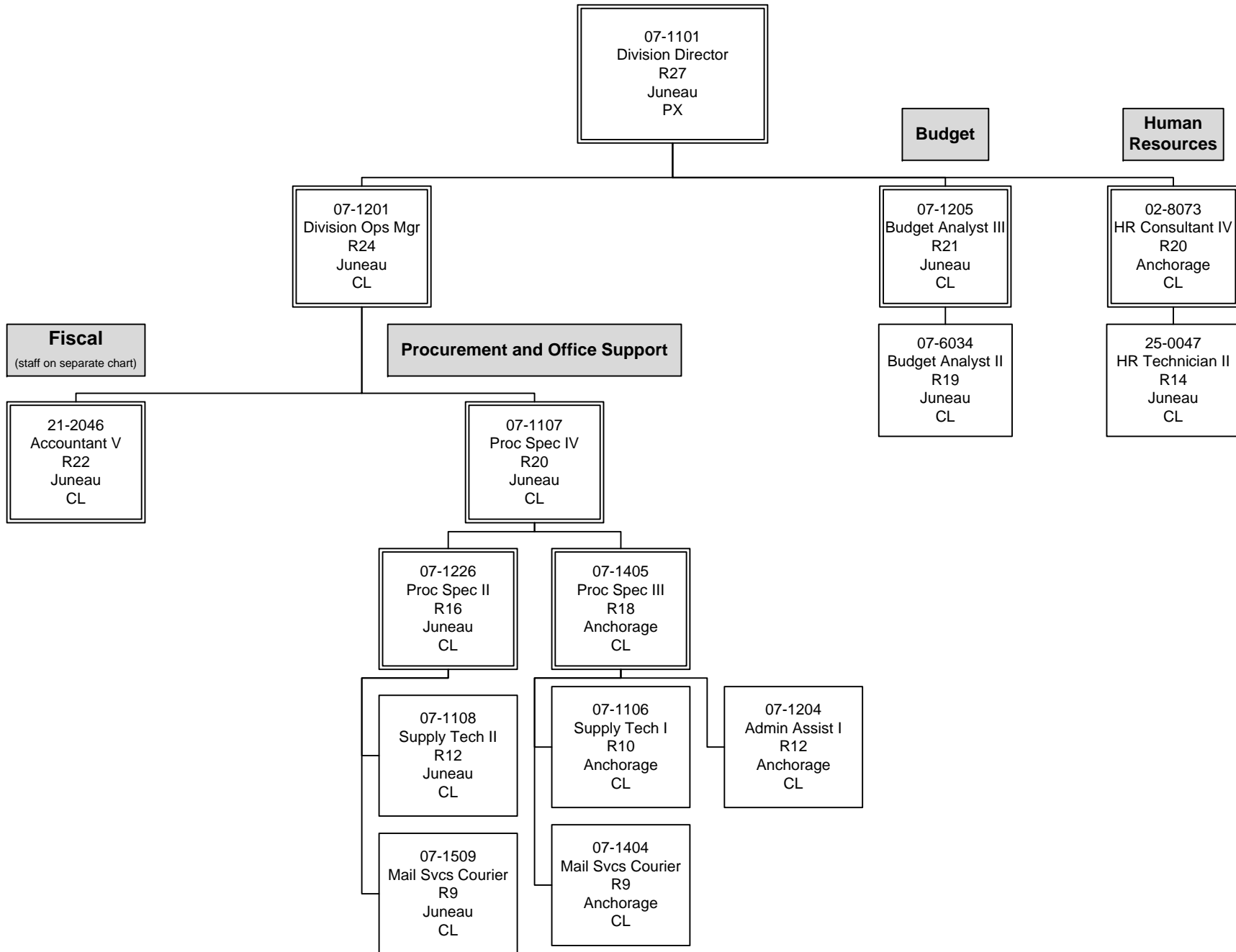
Department of Labor and Workforce Development
Office of the Commissioner
Alaska Labor Relations Agency



Department of Labor and Workforce Development

Administrative Services Division

Management Services Component

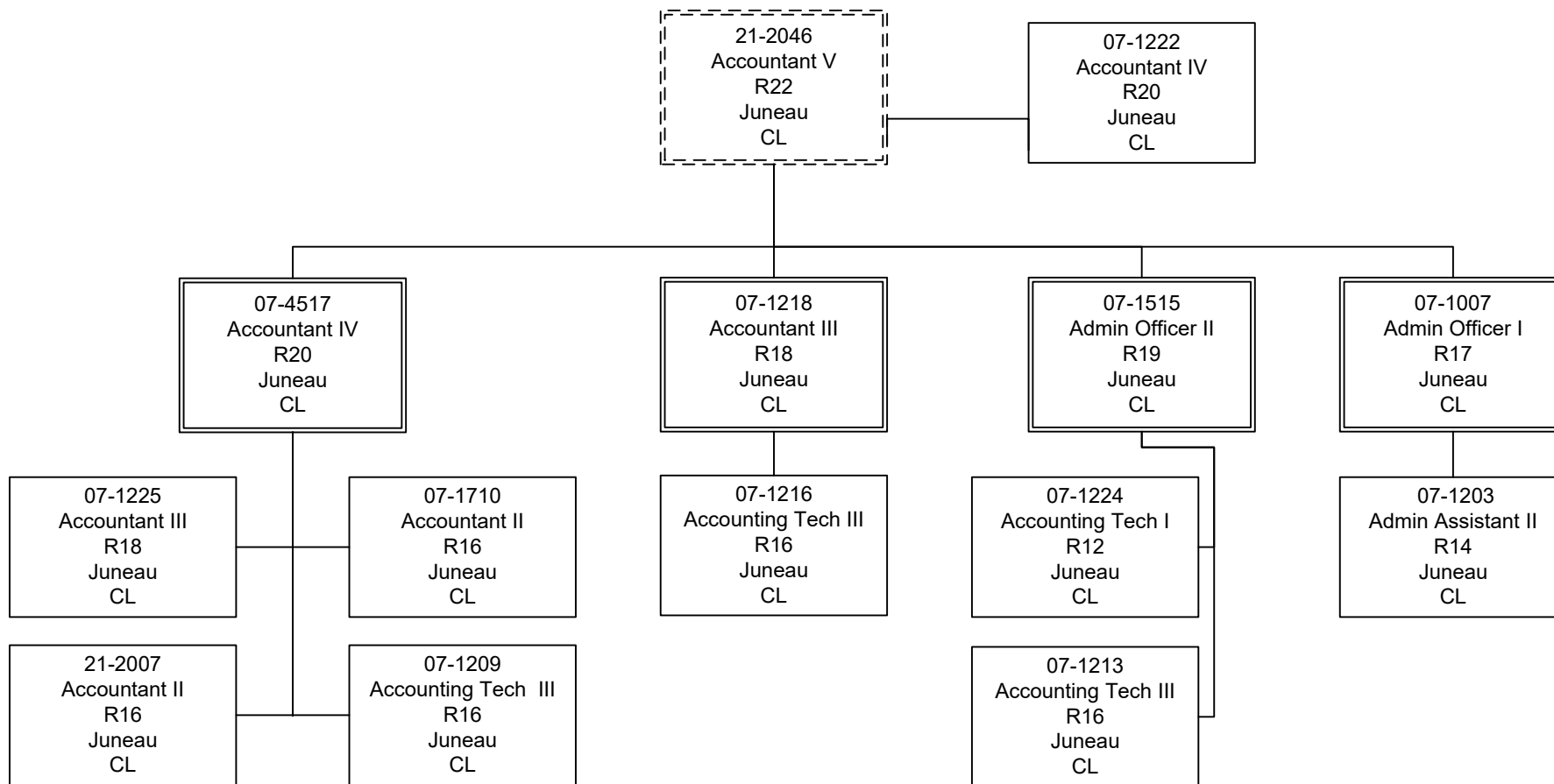


Department of Labor and Workforce Development

Administrative Services Division

Management Services

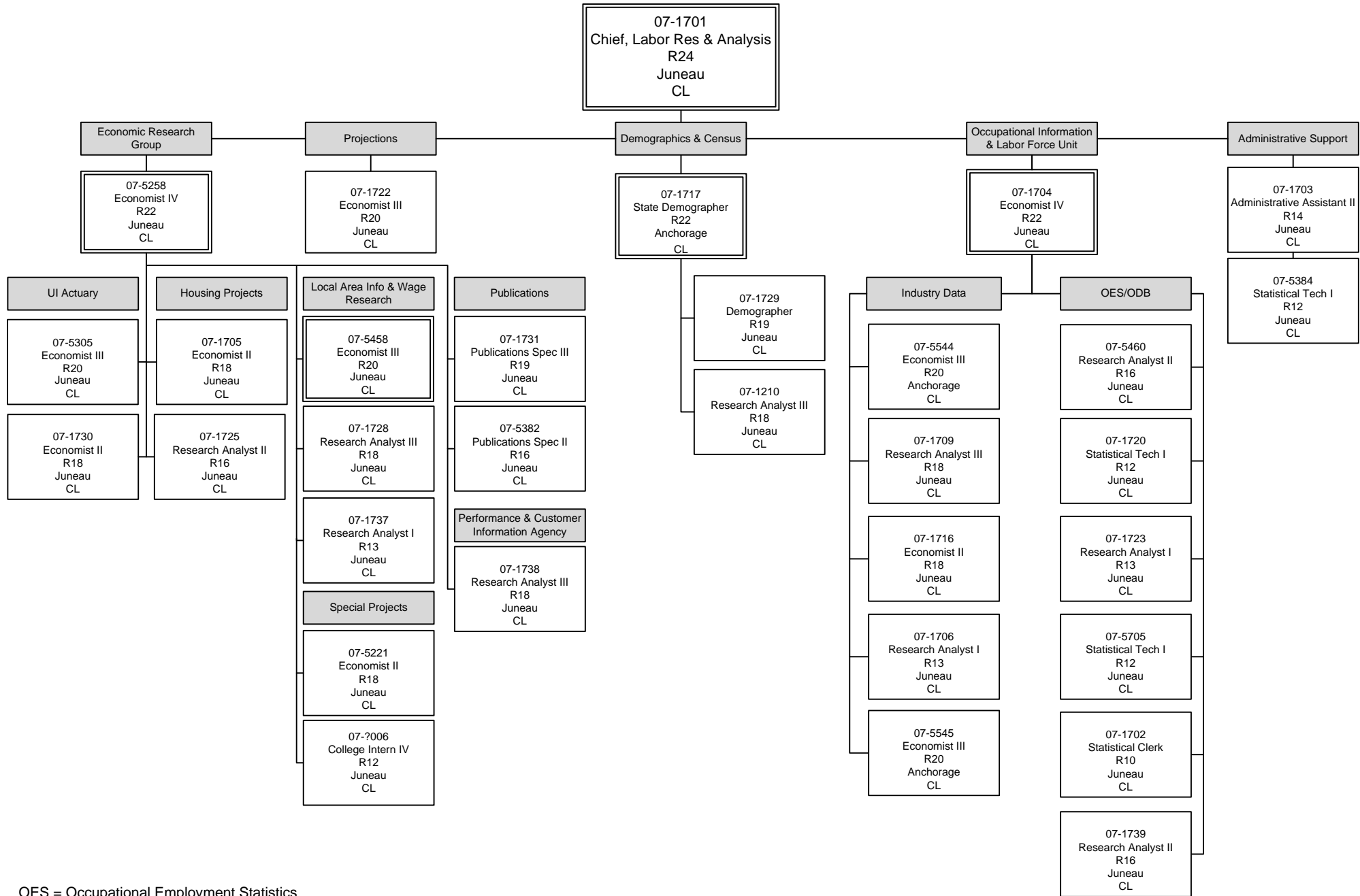
Fiscal Section



Department of Labor and Workforce Development

Administrative Services Division

Labor Market Information

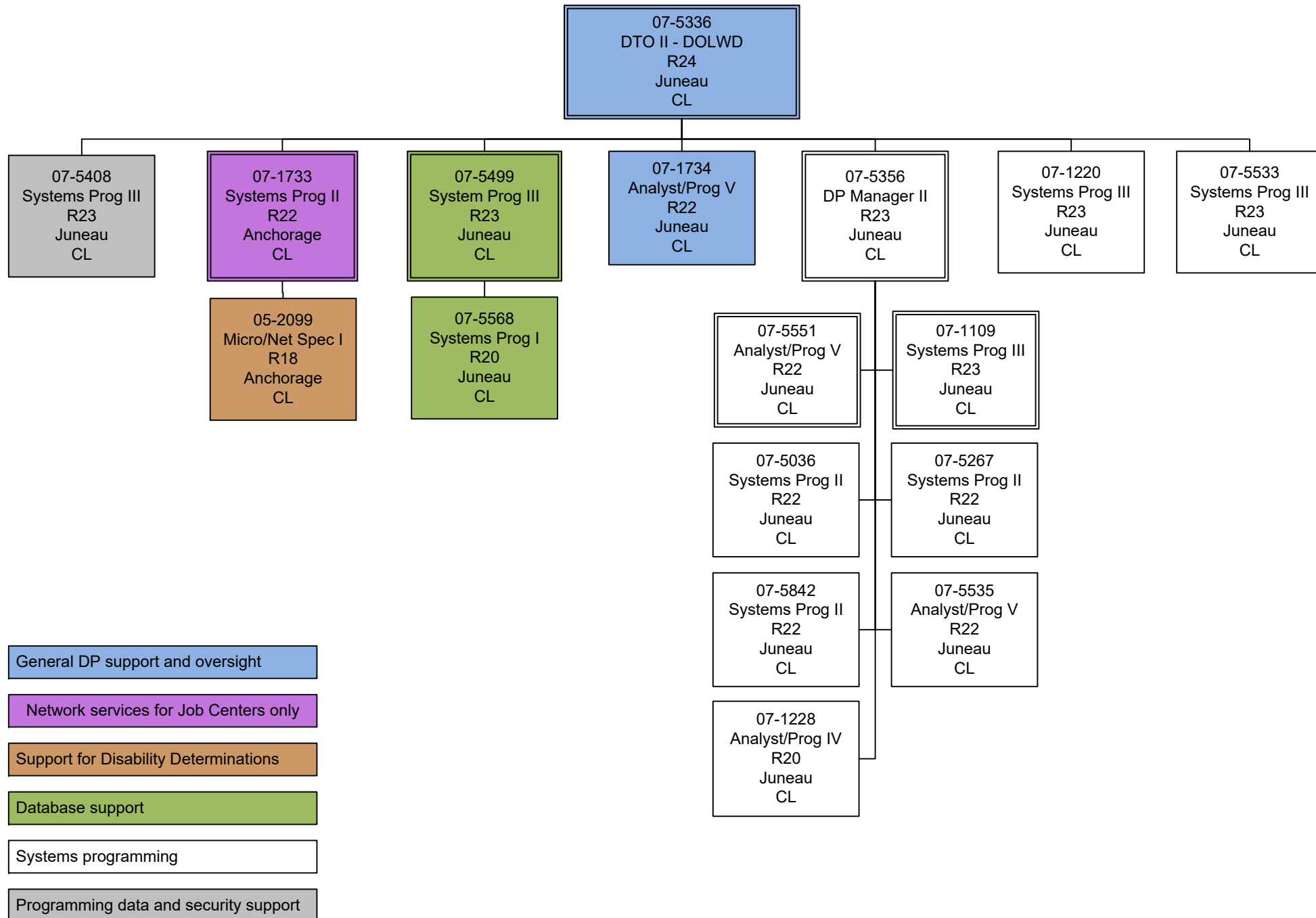


OES = Occupational Employment Statistics
 ODB = Occupational Database

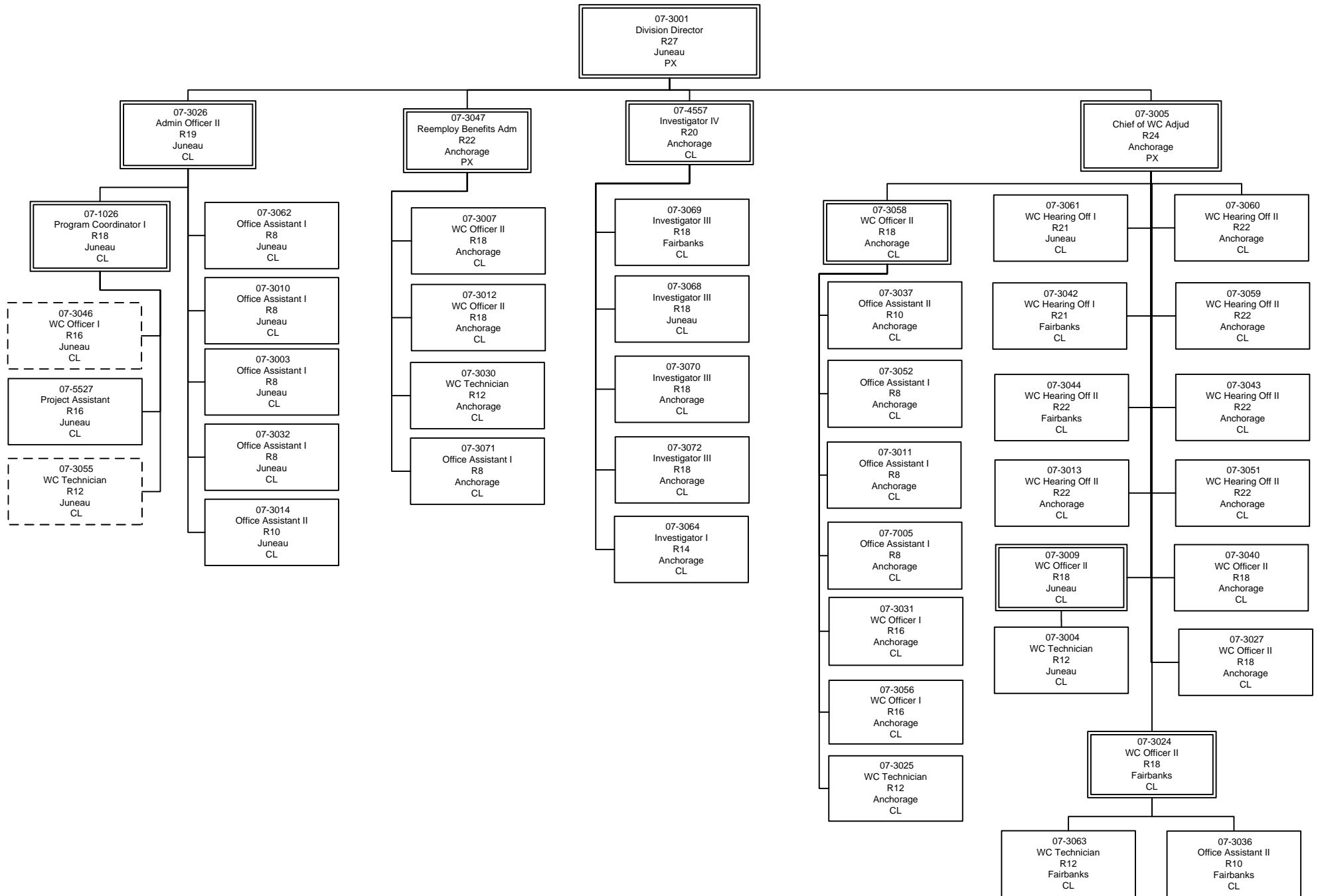
Department of Labor and Workforce Development

Administrative Services Division

Data Processing

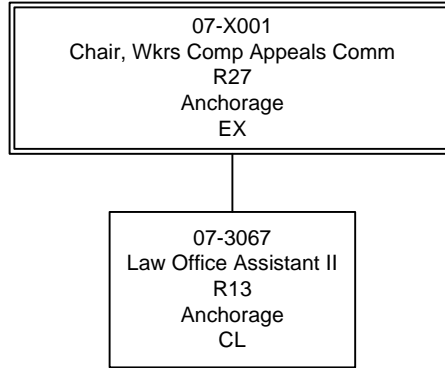


Department of Labor and Workforce Development
 Workers' Compensation Division
 Workers' Compensation Component



WC = Workers' Compensation

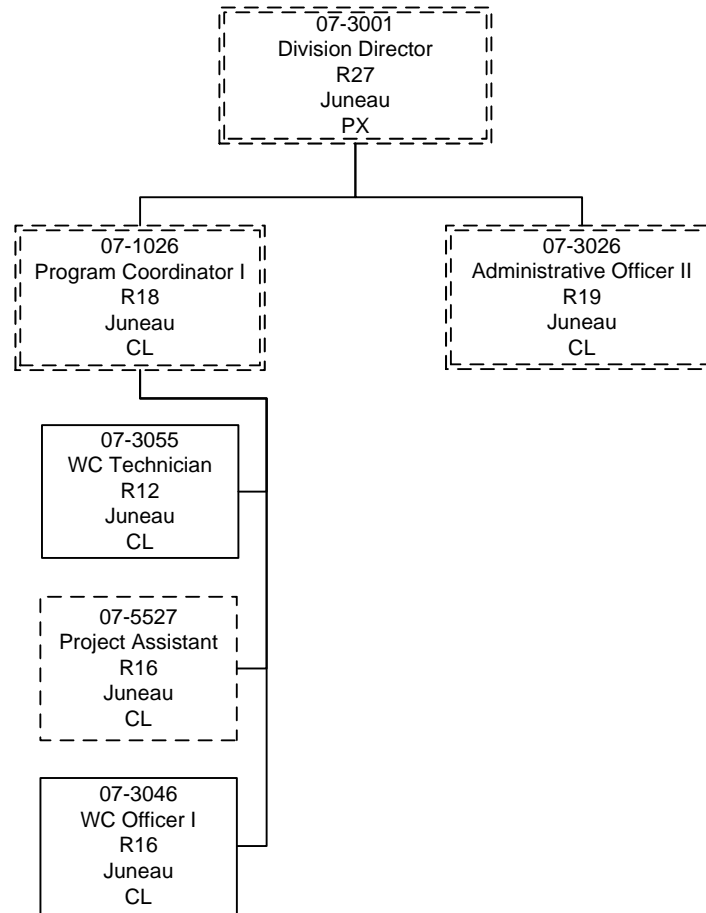
Department of Labor and Workforce Development
Workers' Compensation Division
Workers Compensation Appeals Commission



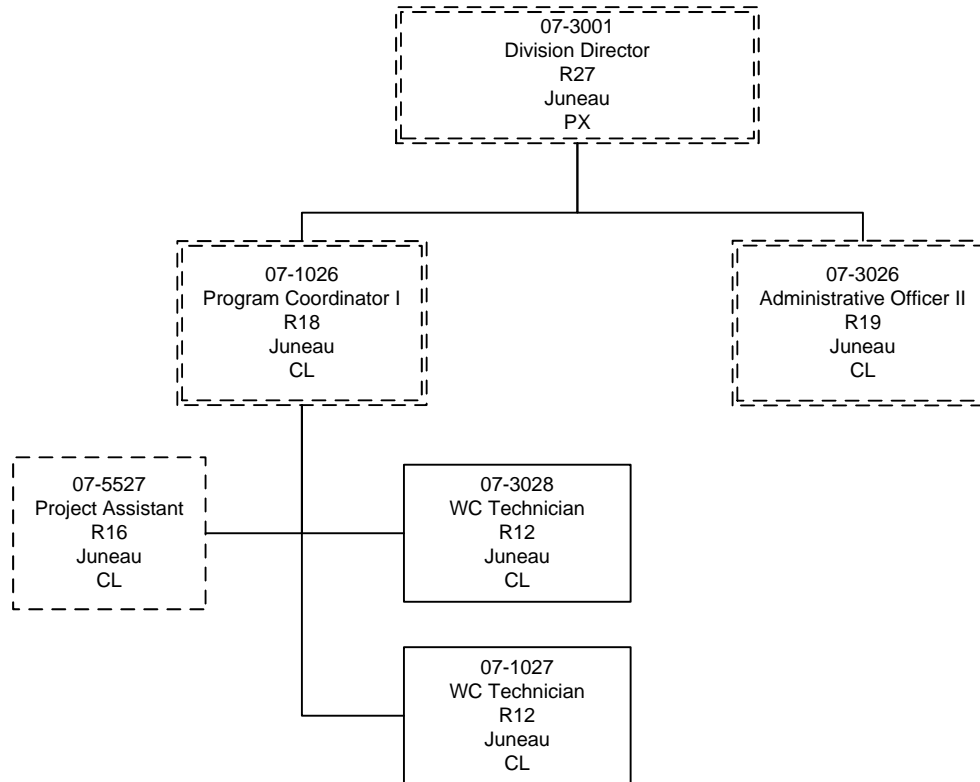
Department of Labor and Workforce Development
Workers' Compensation Division
Workers' Compensation Benefits Guaranty Fund

21-3047
Loan/Collection Off I
R16
Juneau
CL

Department of Labor and Workforce Development Workers' Compensation Division Second Injury Fund



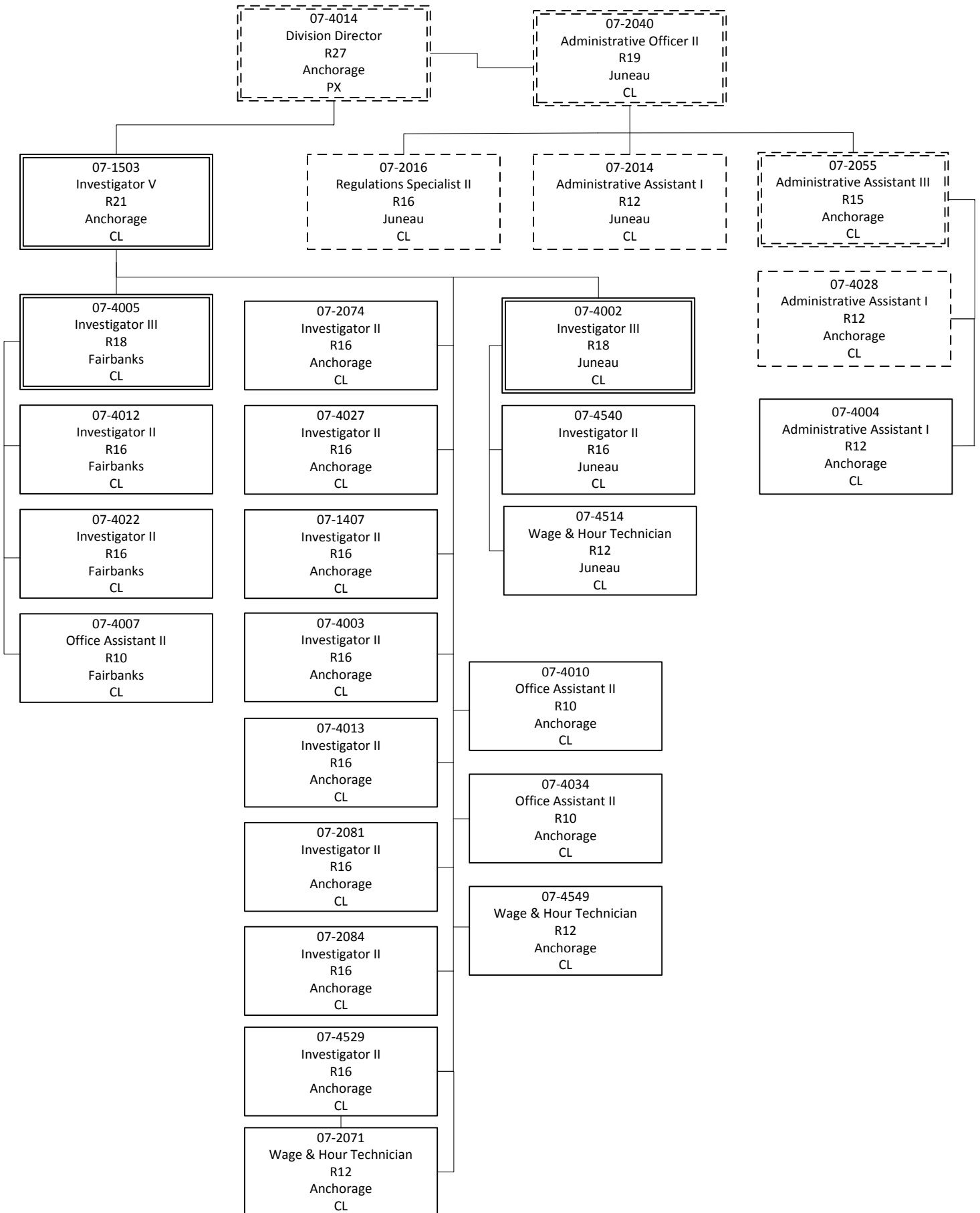
Department of Labor and Workforce Development Workers' Compensation Division Fishermens Fund



Department of Labor and Workforce Development

Labor Standards & Safety Division

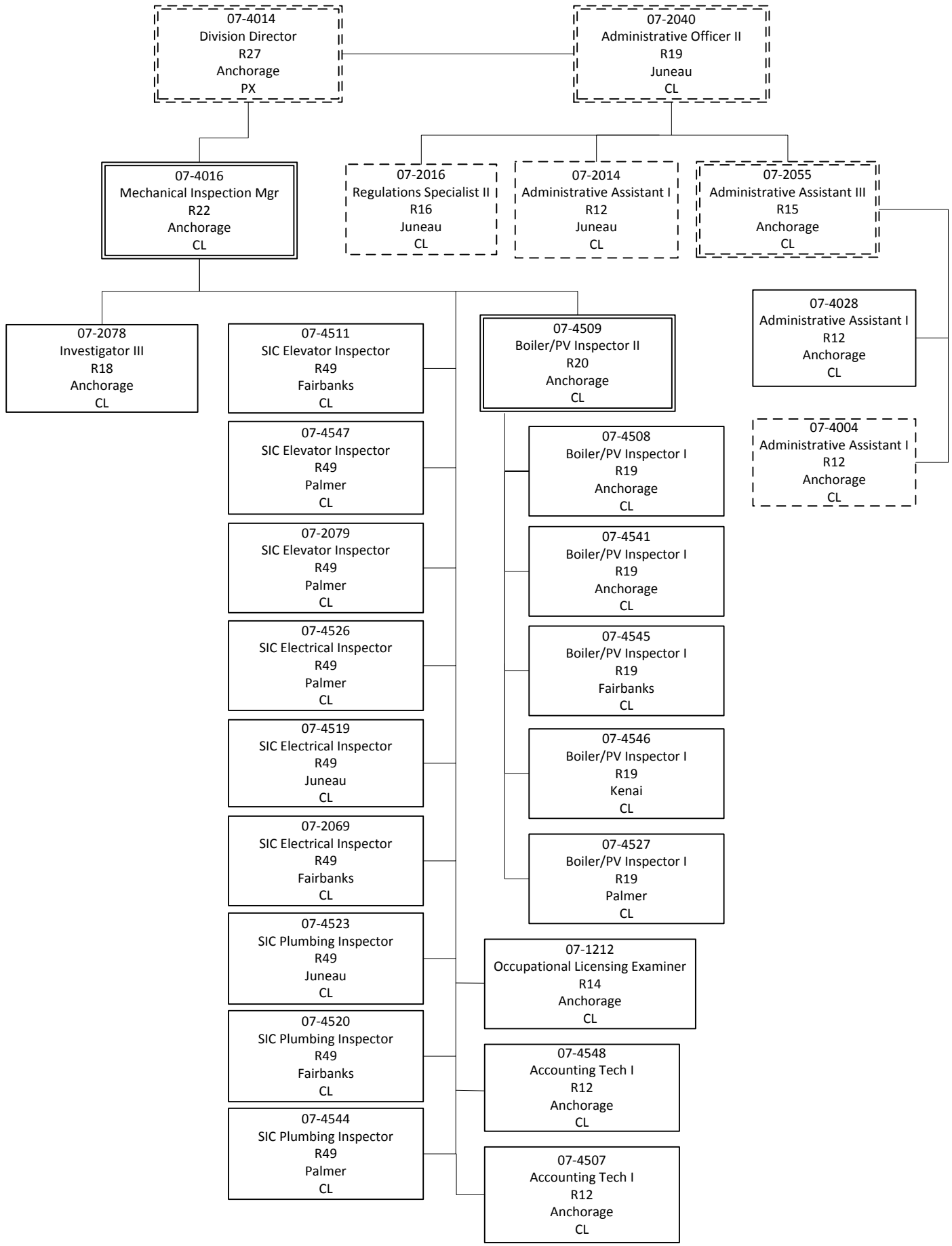
Wage & Hour Administration



Department of Labor and Workforce Development

Labor Standards & Safety Division

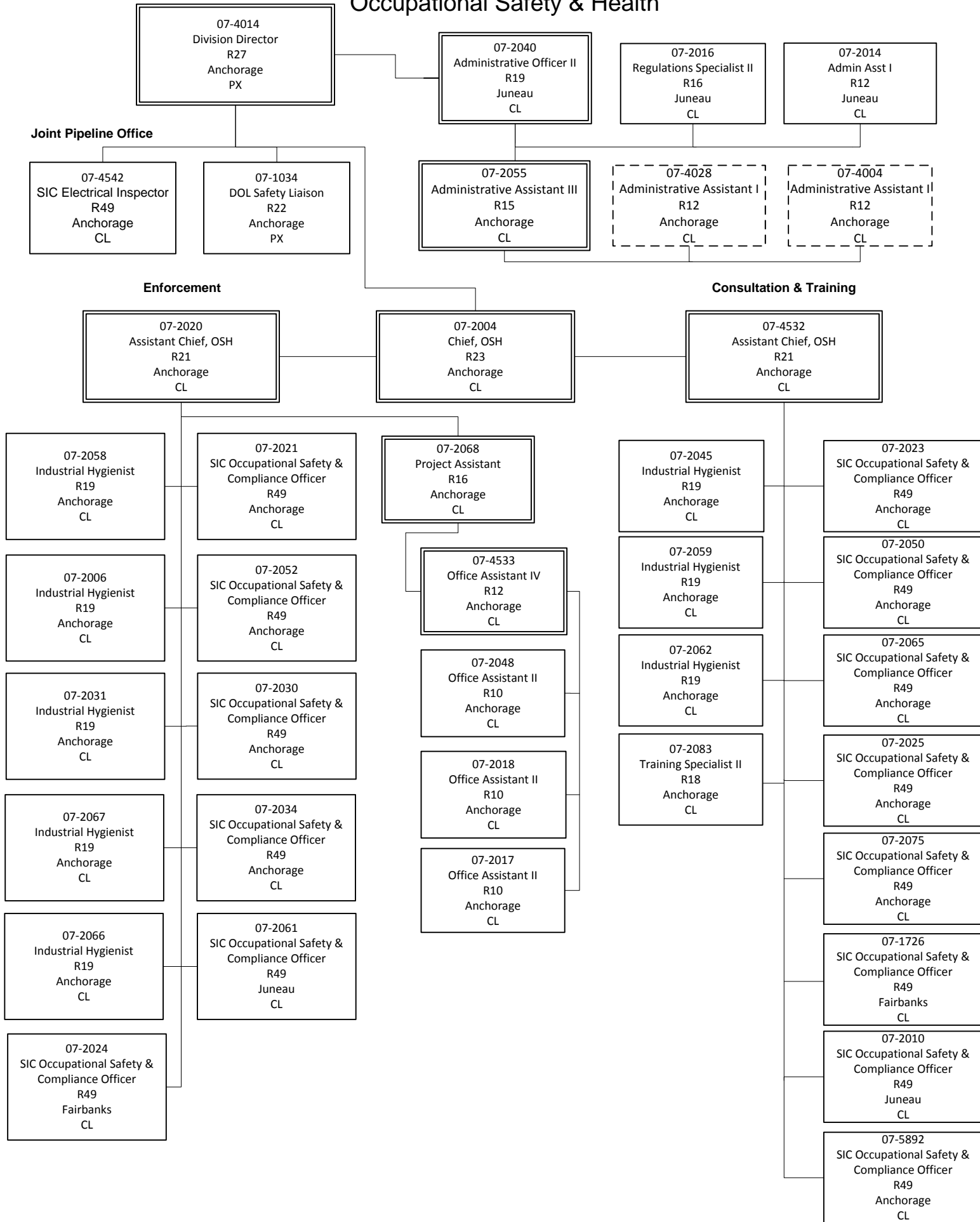
Mechanical Inspection



Department of Labor and Workforce Development

Labor Standards & Safety Division

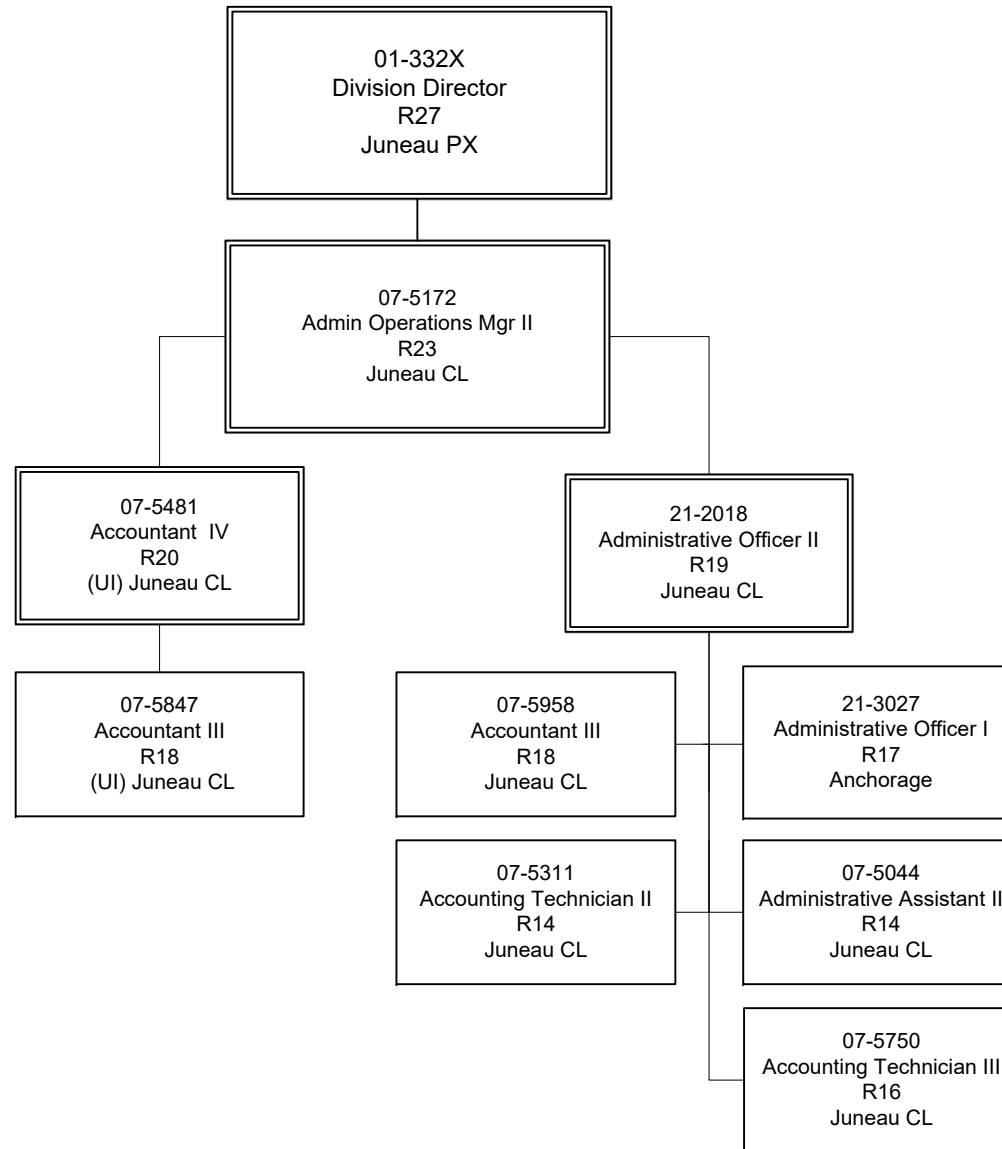
Occupational Safety & Health



Department of Labor and Workforce Development

Division of Employment and Training Services

Employment and Training Services Administration

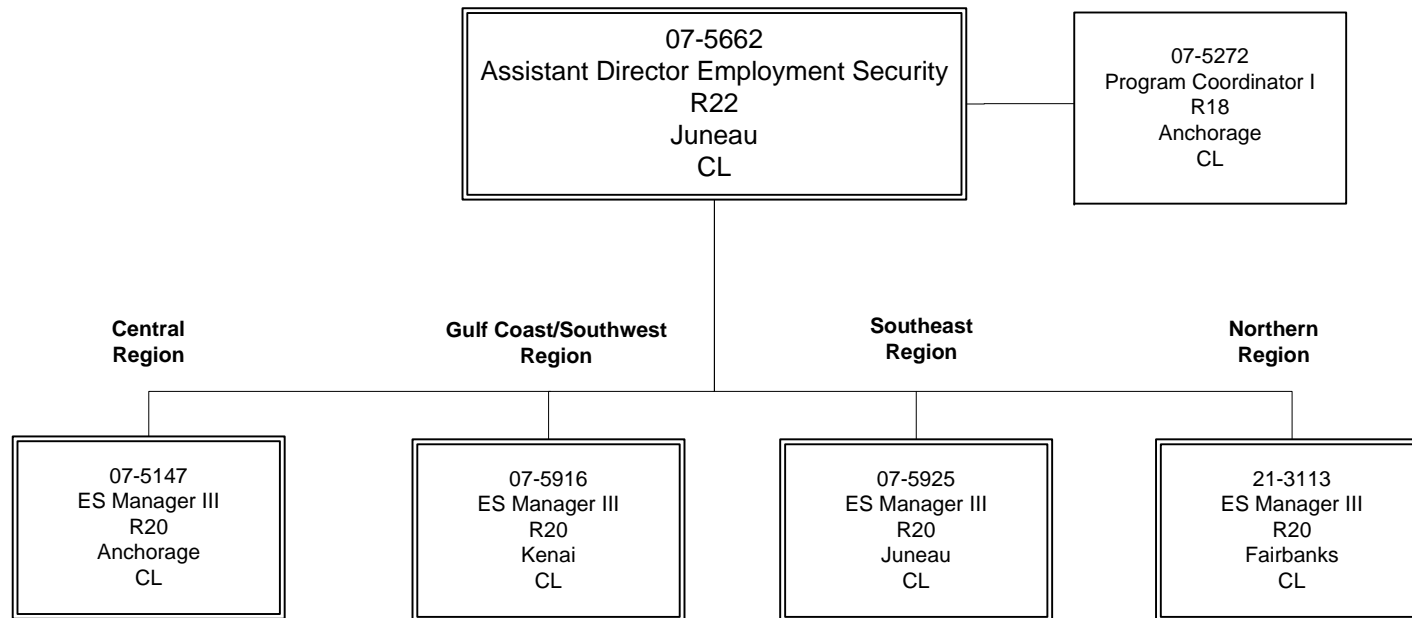


Position Counted in
another component

Department of Labor and Workforce Development

Division of Employment and Training Services

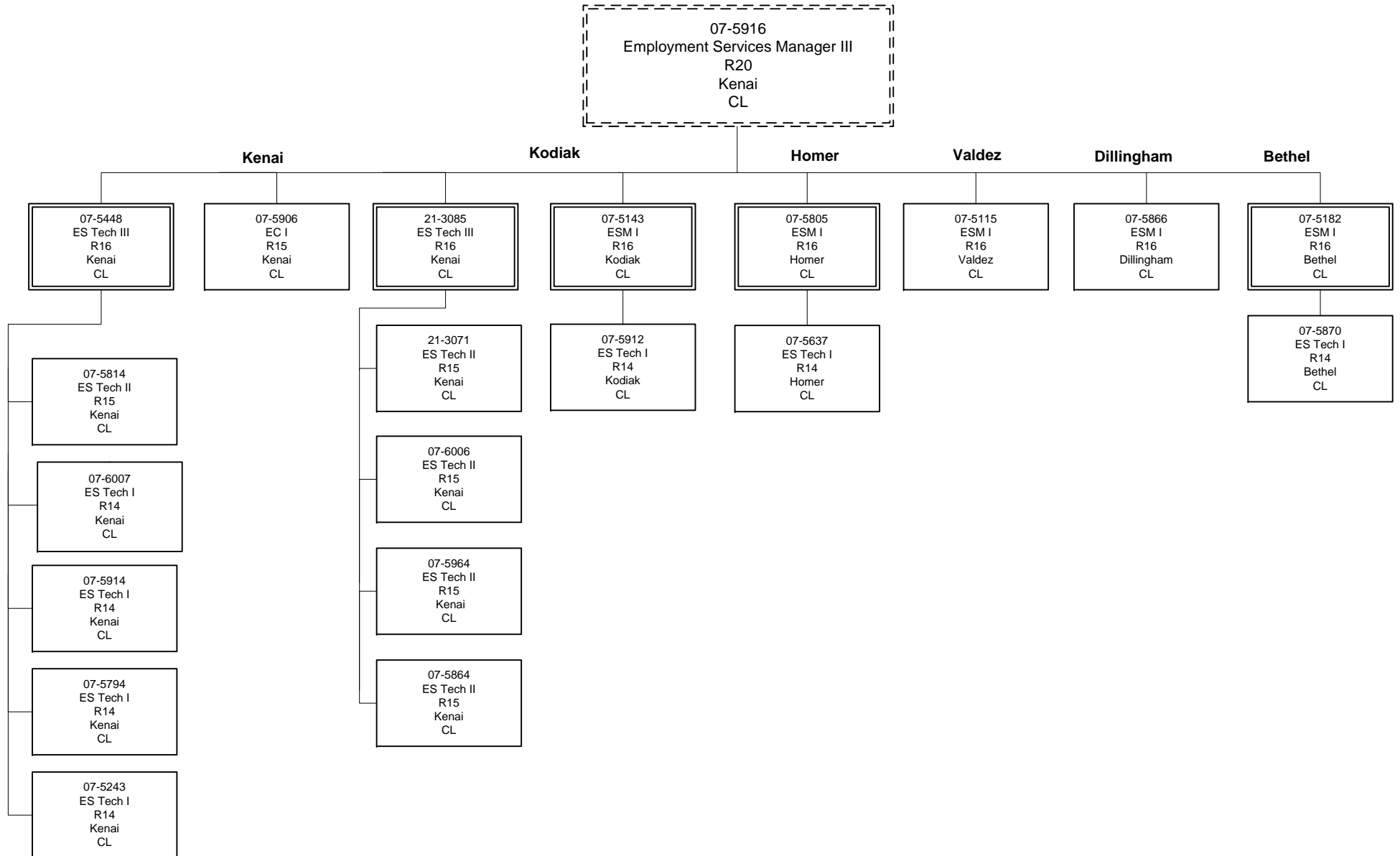
Workforce Services



Department of Labor and Workforce Development

Division of Employment and Training Services

Workforce Services - Gulf Coast/Southwest Region

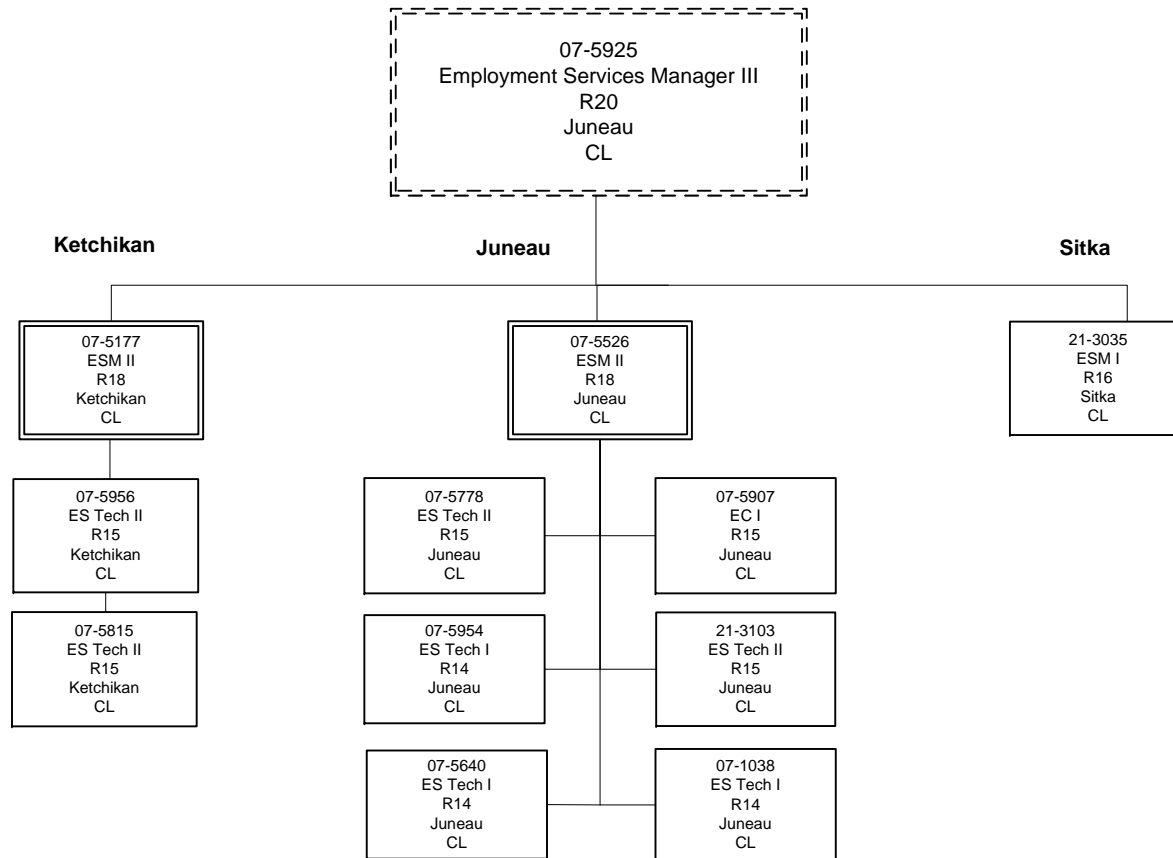


ESM = Employment Services Manager
 EC = Employment Counselor
 ES = Employment Services

Department of Labor and Workforce Development

Division of Employment and Training Services

Workforce Services - Southeast Region

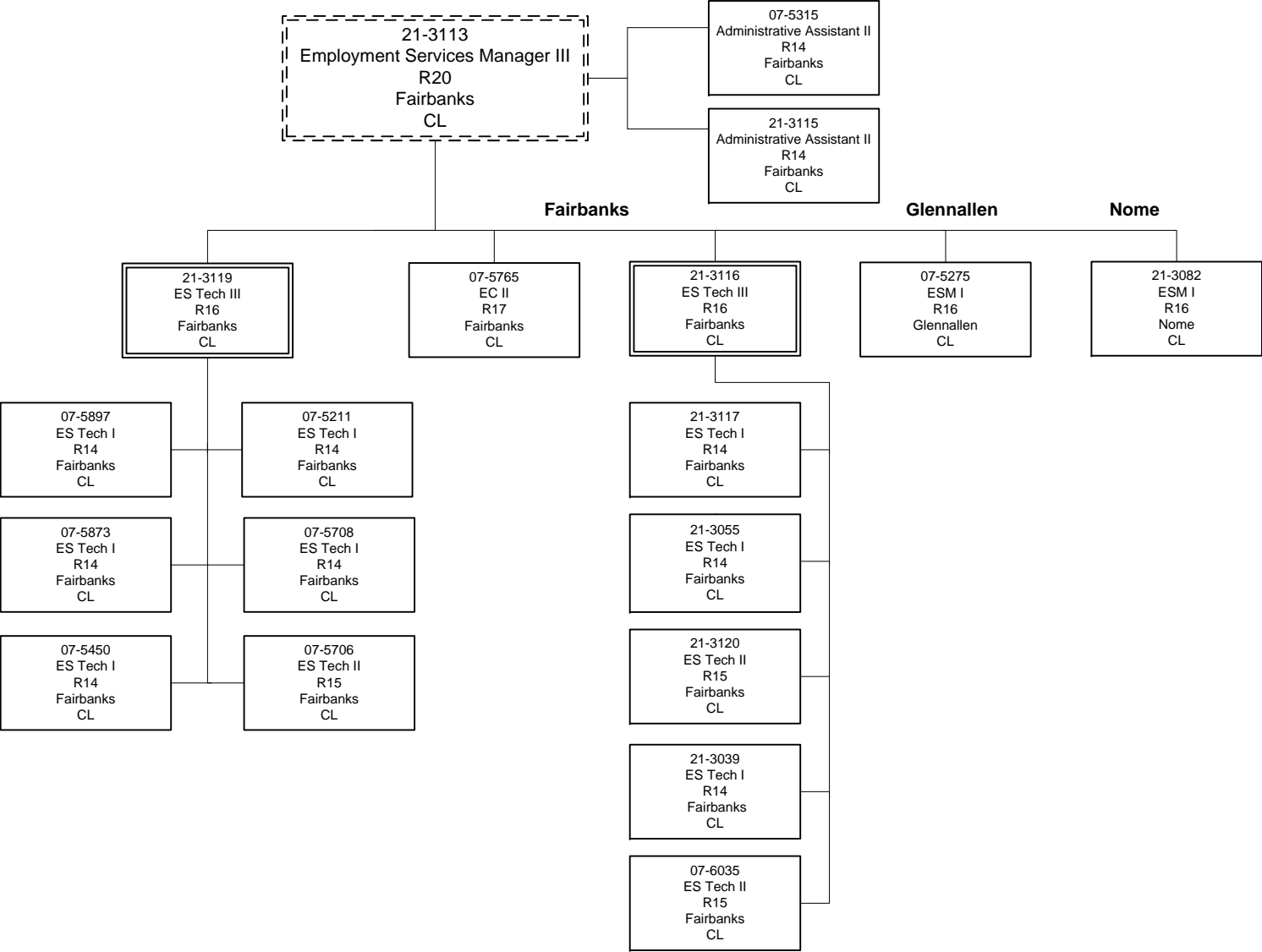


ESM = Employment Services Manager
 EC = Employment Counselor
 ES = Employment Services

Department of Labor and Workforce Development

Division of Employment and Training Services

Workforce Services - Northern Region

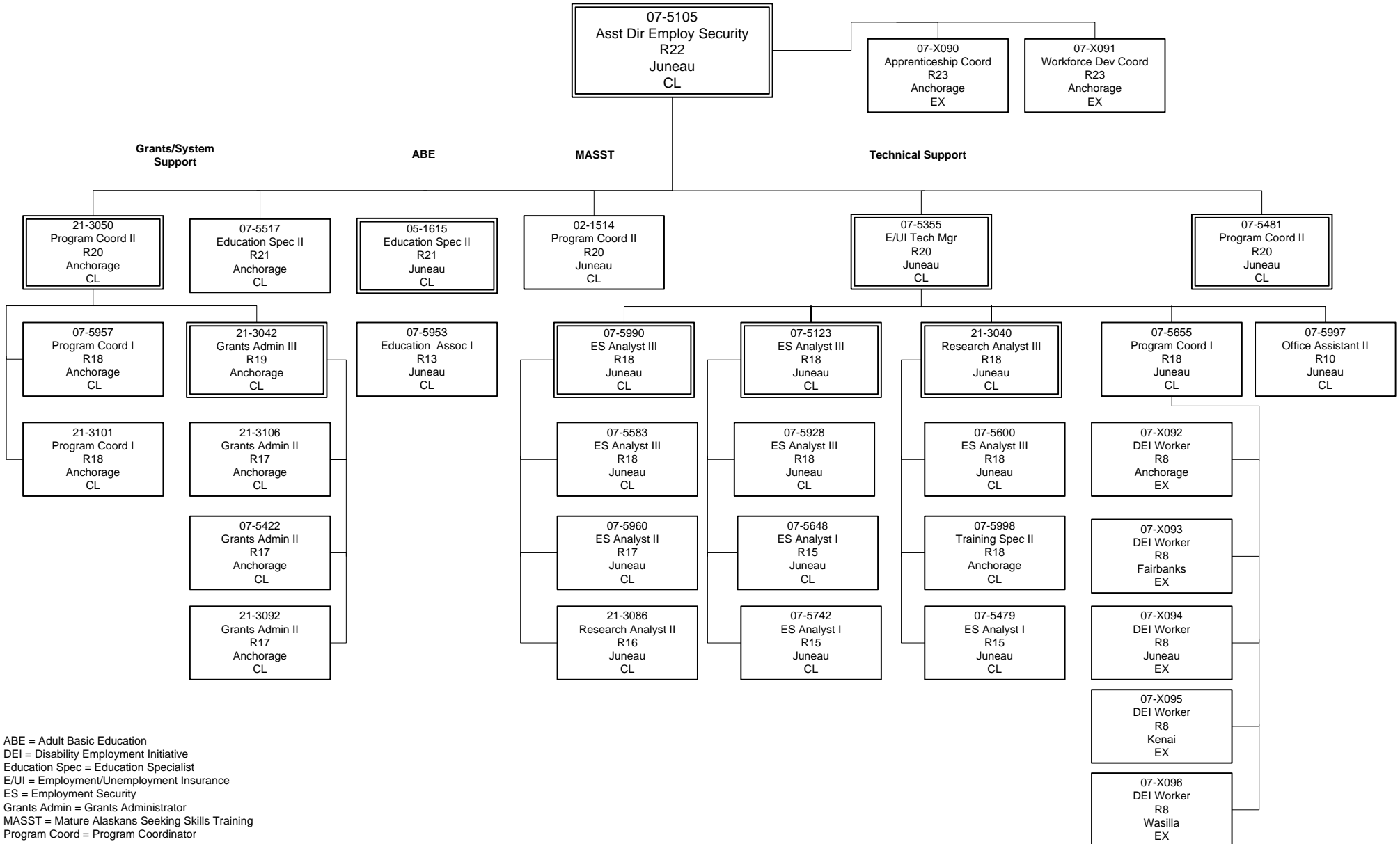


ESM = Employment Services Manager
 EC = Employment Counselor
 ES = Employment Services

Department of Labor and Workforce Development

Division of Employment and Training Services

Workforce Development

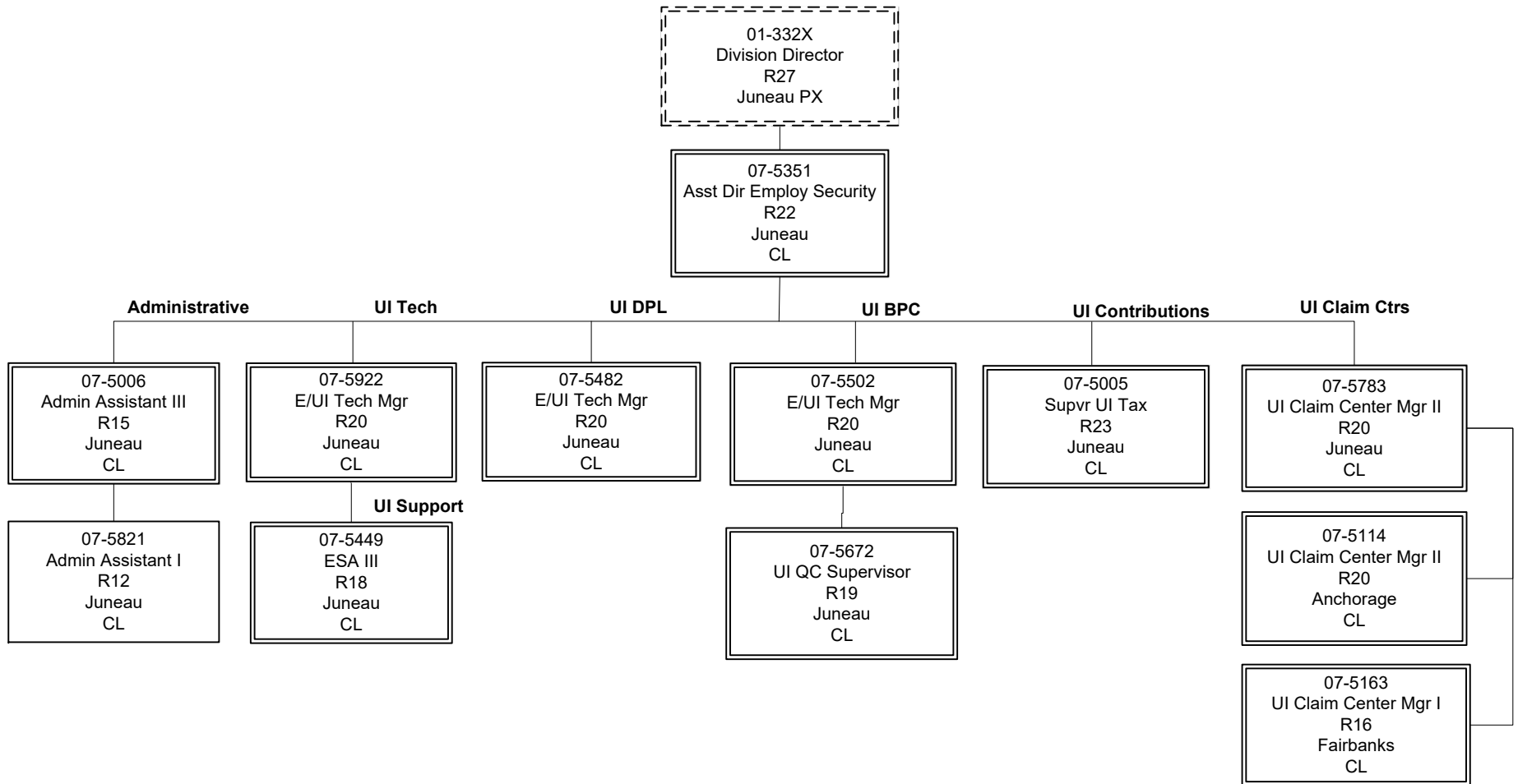


ABE = Adult Basic Education
 DEI = Disability Employment Initiative
 Education Spec = Education Specialist
 E/UI = Employment/Unemployment Insurance
 ES = Employment Security
 Grants Admin = Grants Administrator
 MASST = Mature Alaskans Seeking Skills Training
 Program Coord = Program Coordinator

Department of Labor and Workforce Development

Division of Employment and Training Services

Unemployment Insurance (UI) Program



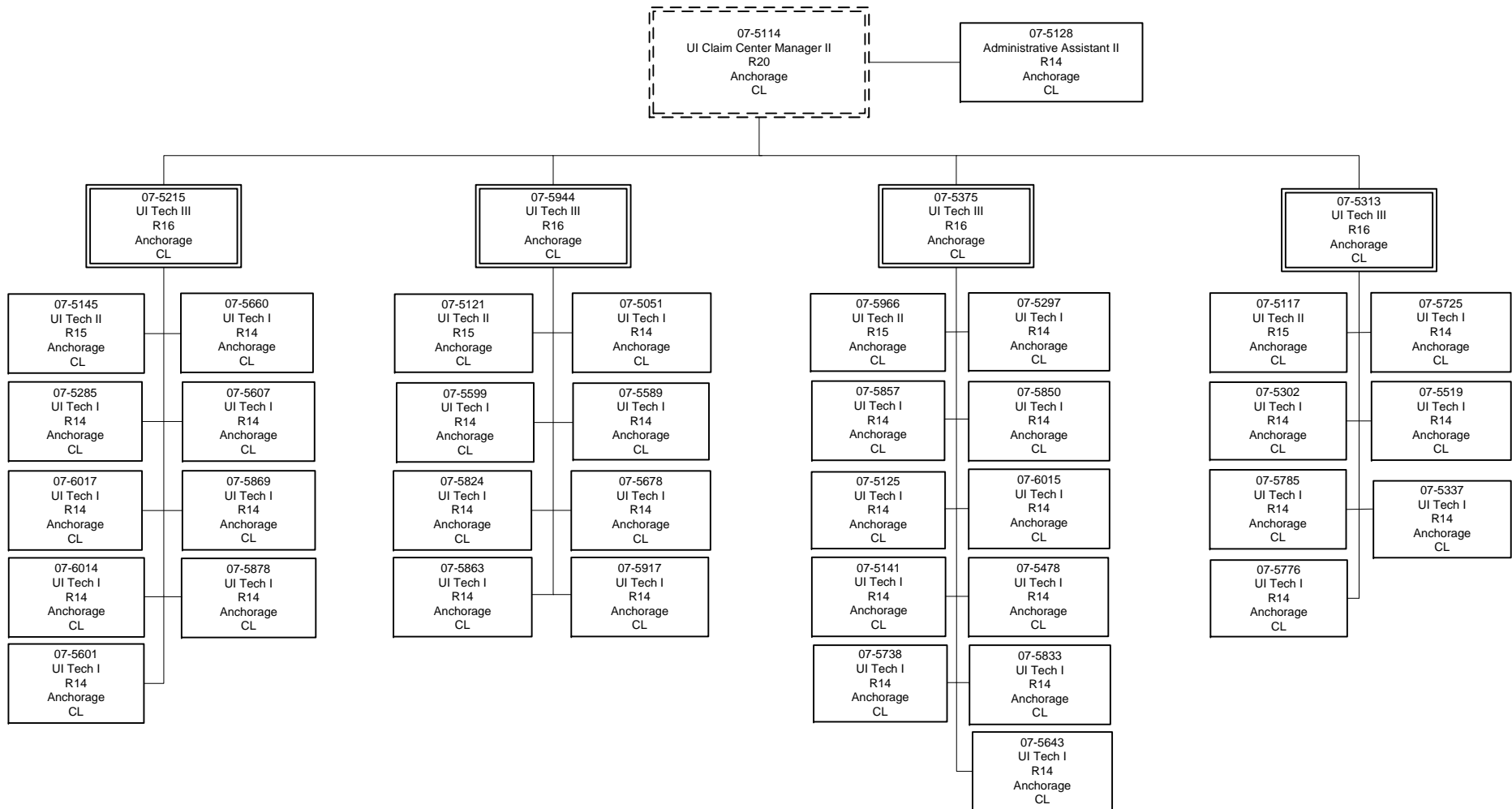
ESA = Employment Security Analyst
 E/UI = Employment/Unemployment Insurance
 UI = Unemployment Insurance

Position counted in another component

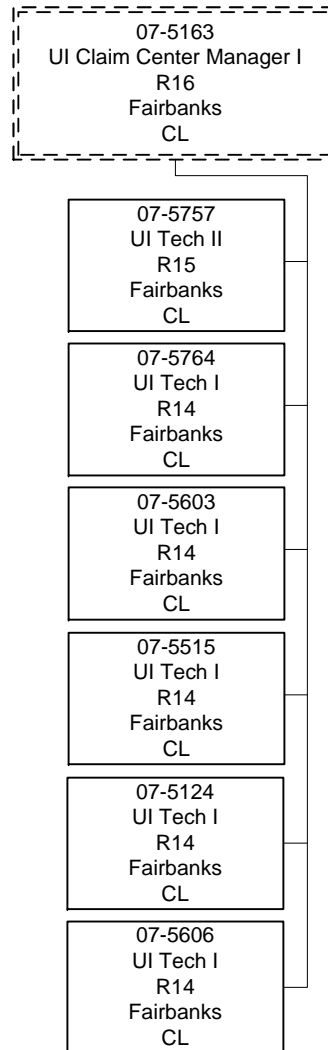
Department of Labor and Workforce Development

Division of Employment and Training Services

Unemployment Insurance Program - Anchorage UI Claim Center



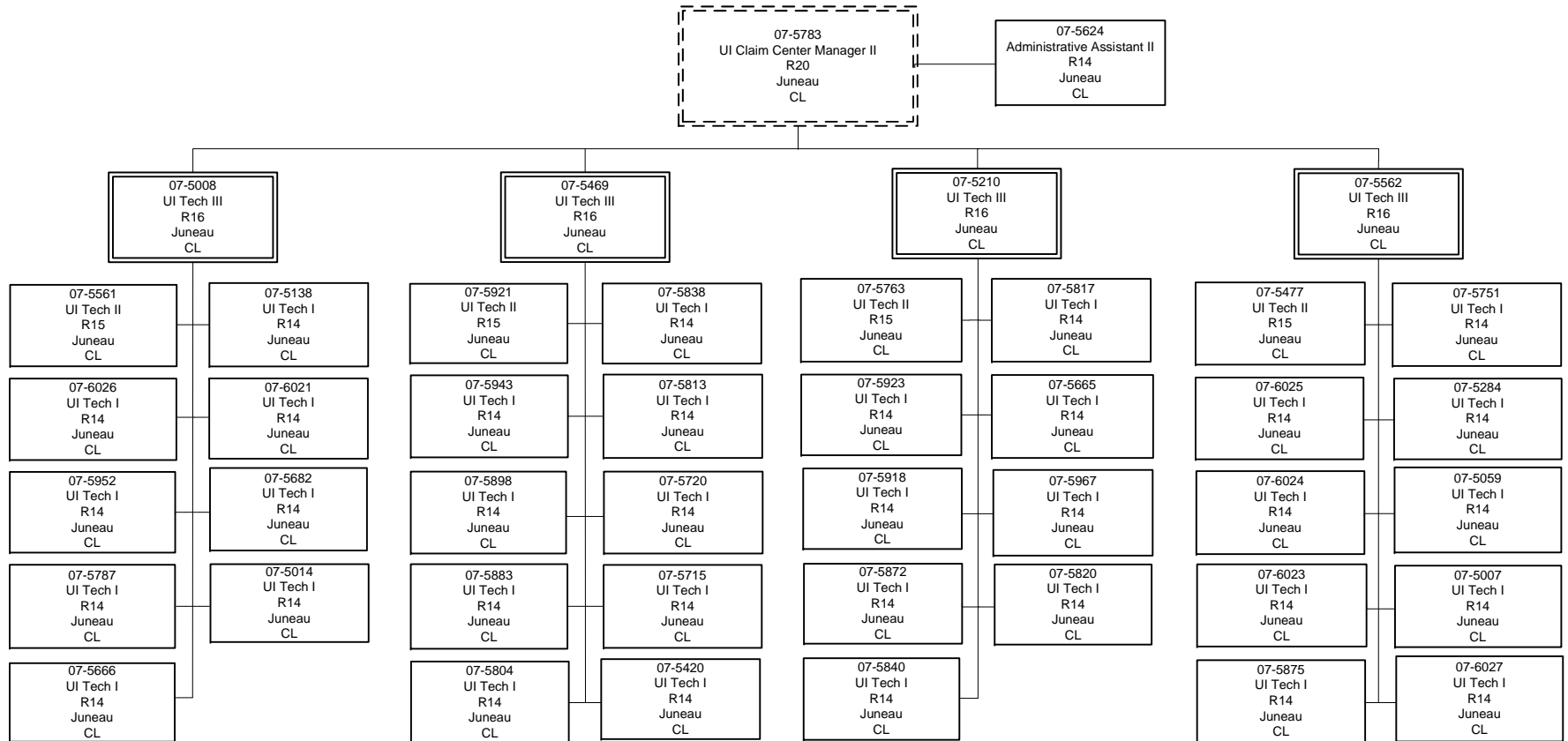
Department of Labor and Workforce Development
Division of Employment and Training Services
Unemployment Insurance Program - Fairbanks UI Claim Center



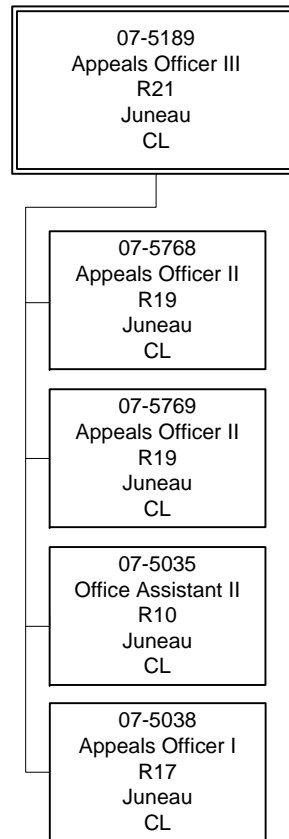
Department of Labor and Workforce Development

Division of Employment and Training Services

Unemployment Insurance Program - Juneau UI Claim Center



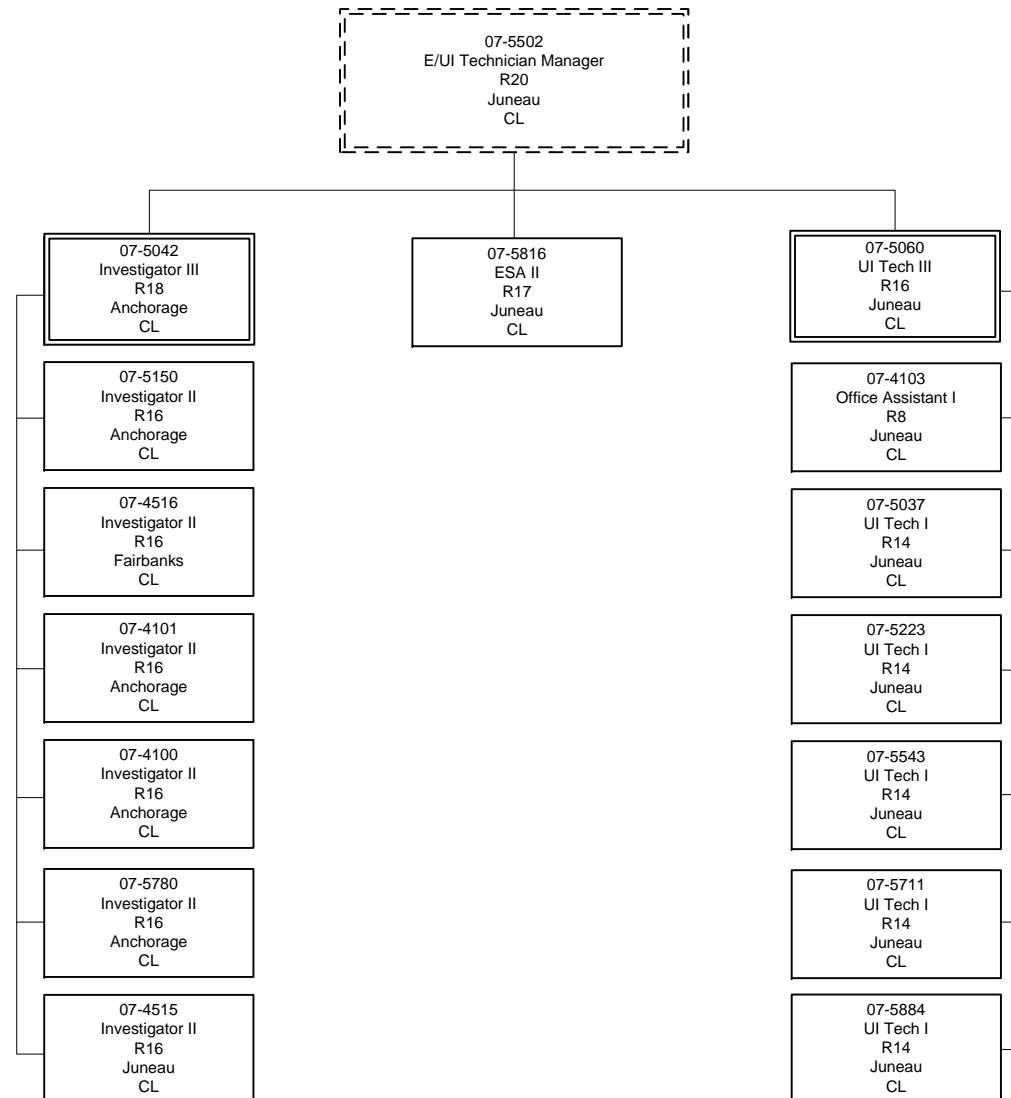
Department of Labor and Workforce Development
Division of Employment and Training Services
Unemployment Insurance Program - UI Appeals Unit



Department of Labor and Workforce Development

Division of Employment and Training Services

Unemployment Insurance Program - UI Benefit Payment Control Unit

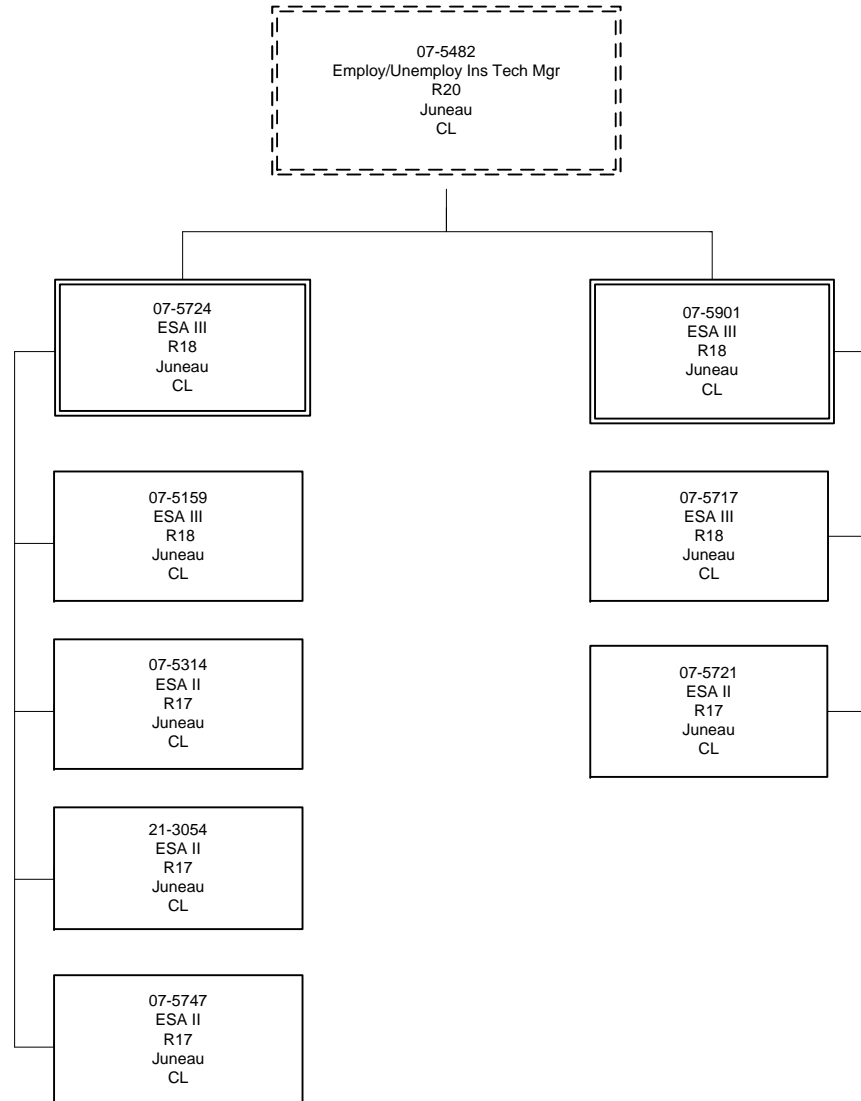


E/UI = Employment/Unemployment Insurance
 ESA = Employment Security Analyst
 UI Tech = Unemployment Insurance Technician

Department of Labor and Workforce Development

Division of Employment and Training Services

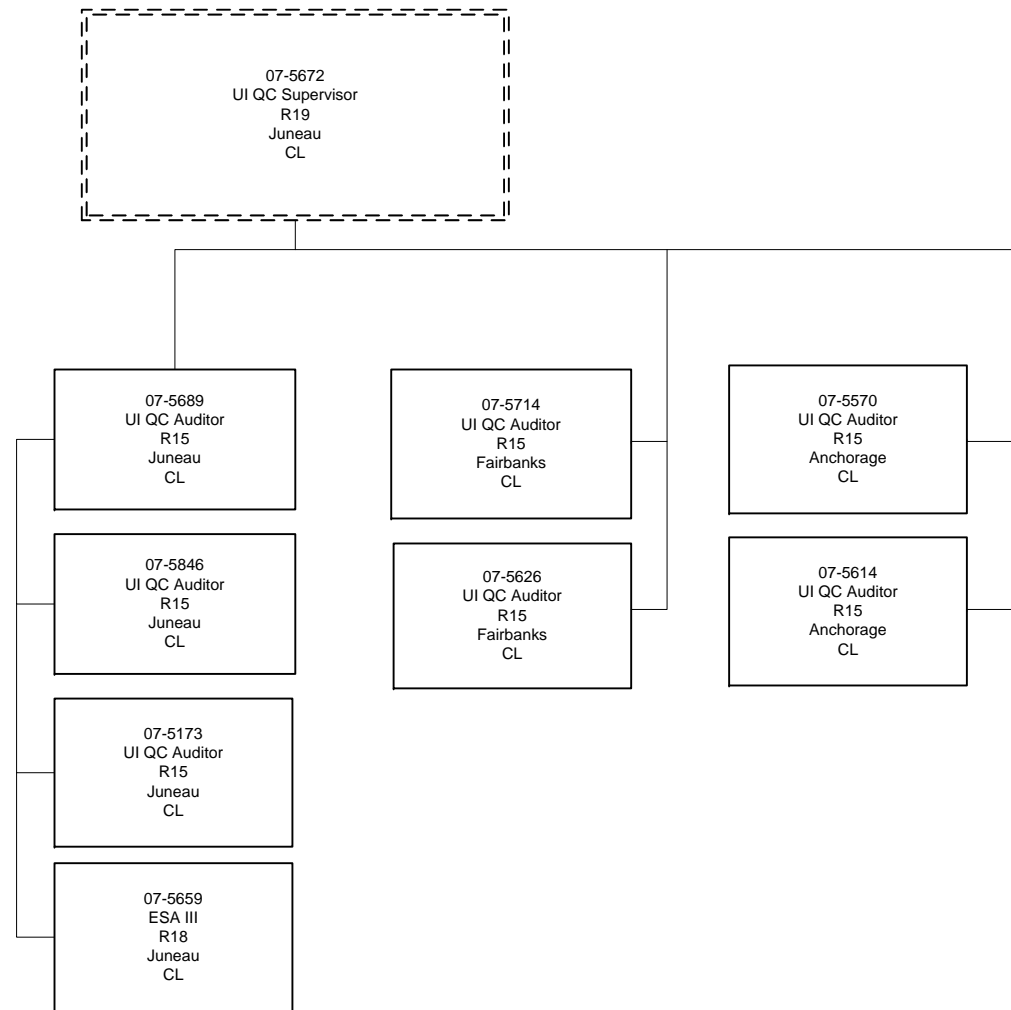
Unemployment Insurance Program - DP Liaison Unit



Department of Labor and Workforce Development

Division of Employment and Training Services

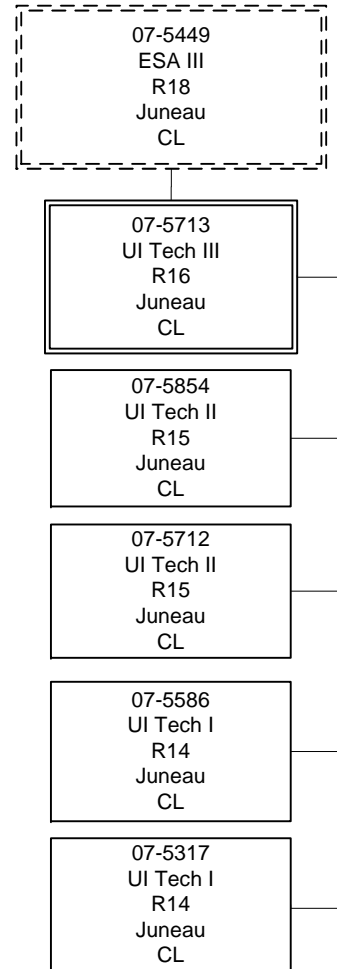
Unemployment Insurance Program - UI Quality Control Unit



Department of Labor and Workforce Development

Division of Employment and Training Services

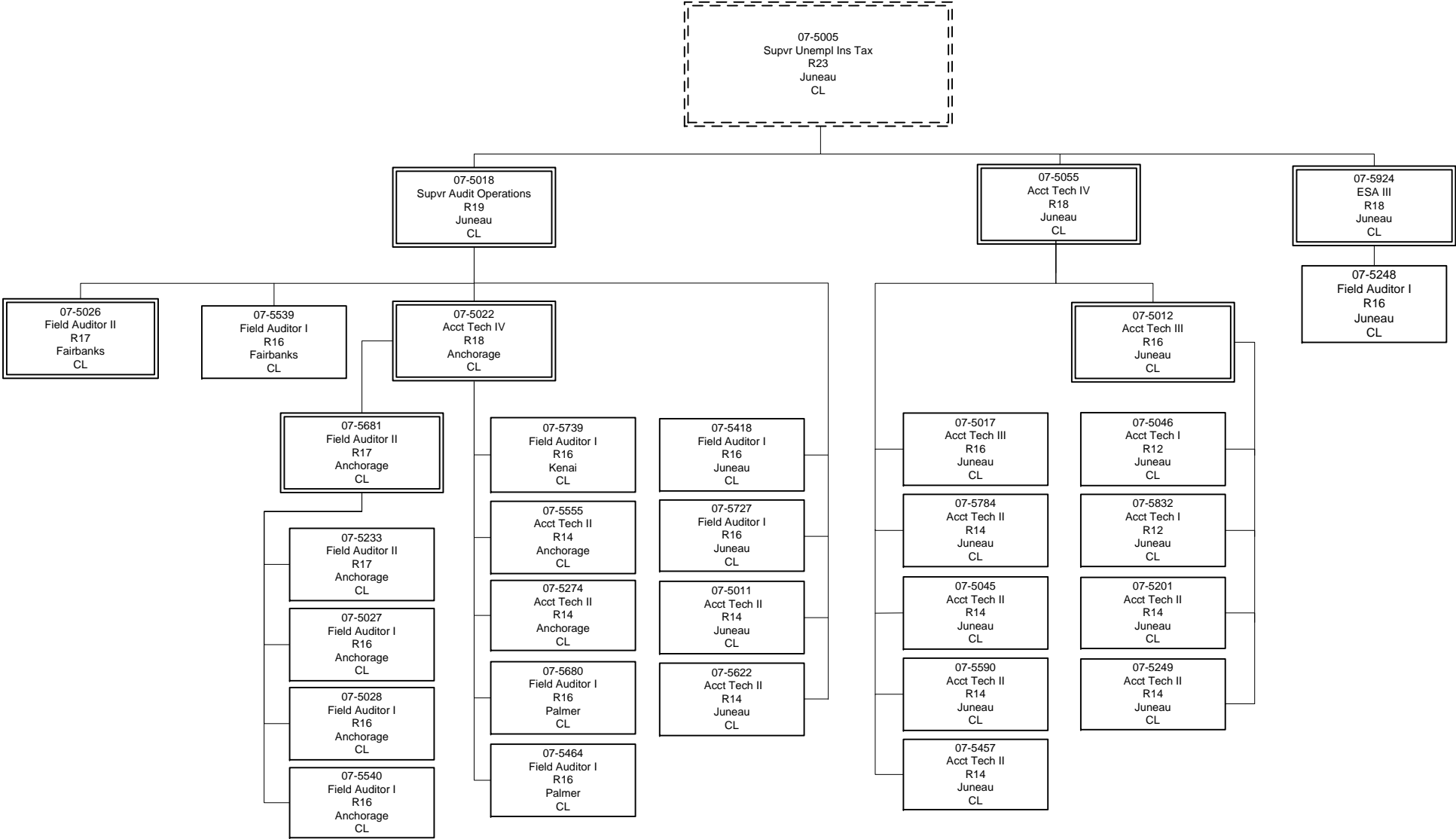
Unemployment Insurance Program - UI Support Unit



Department of Labor and Workforce Development

Division of Employment and Training Services

Unemployment Insurance Program - UI Tax & Program Integrity

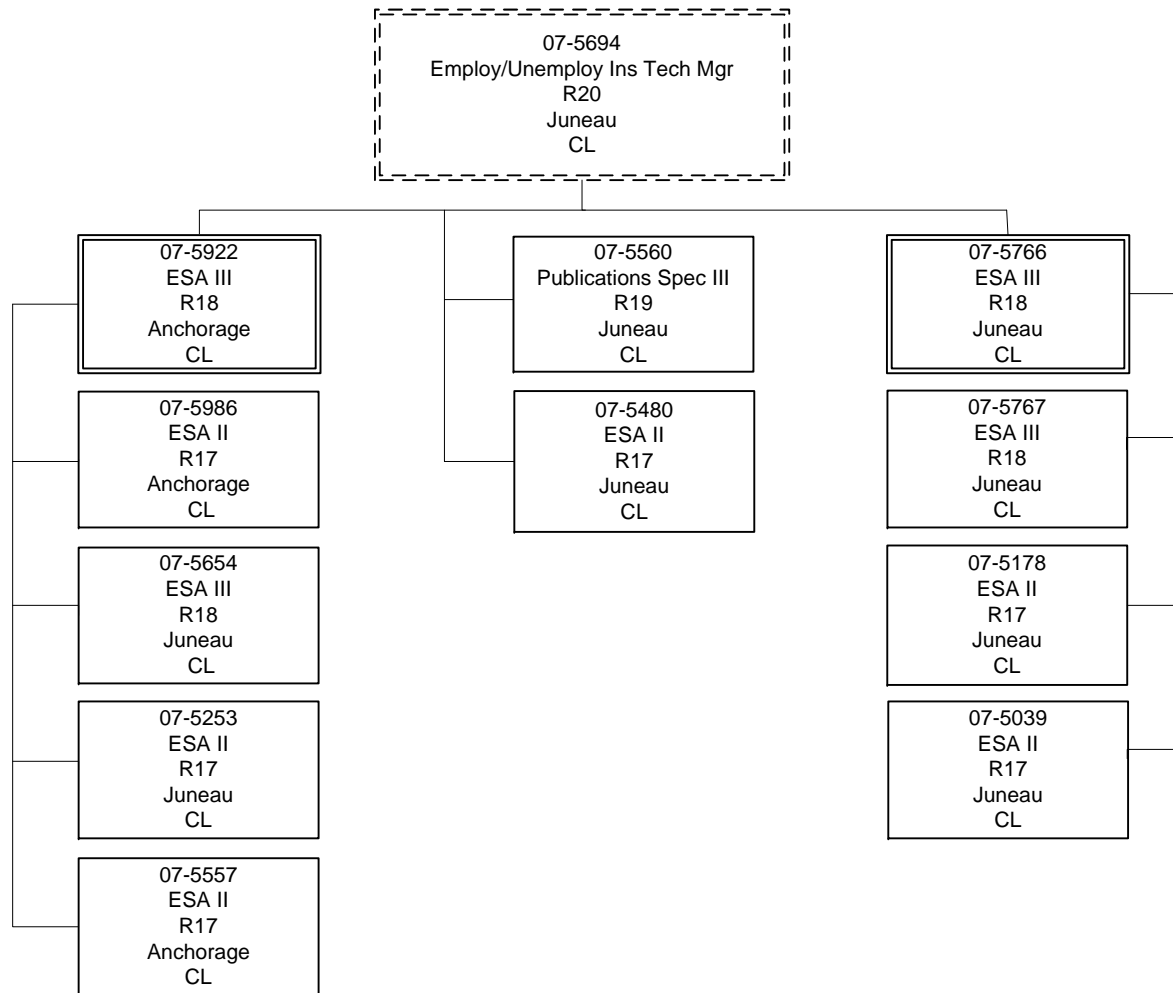


Supvr = Supervisor
 ESA = Employment Security Analyst
 Acct Tech = Accounting Technician

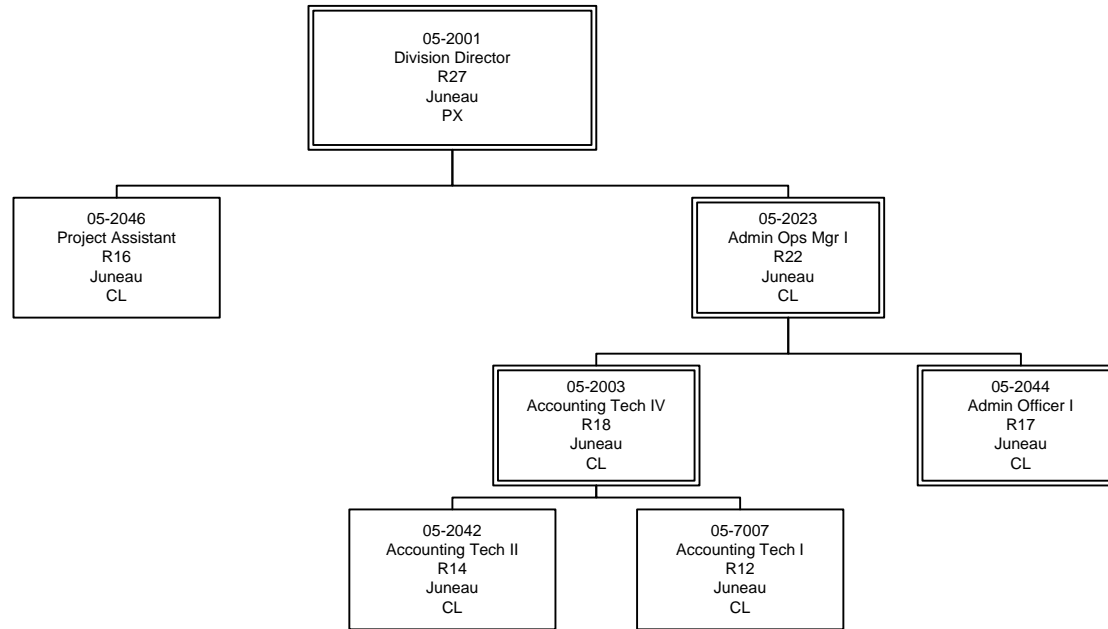
Department of Labor and Workforce Development

Division of Employment and Training Services

Unemployment Insurance Program - UI Technical Unit



Department of Labor and Workforce Development
Division of Vocational Rehabilitation
Vocational Rehabilitation Administration



Department of Labor and Workforce Development

Division of Vocational Rehabilitation

Client Services – Anchorage/Mat-Su Regions

05-2001
Division Director
R27
Juneau
PX

05-2006
Chief Vocational Rehab Svcs
R23
Anchorage
CL

Debarr Region

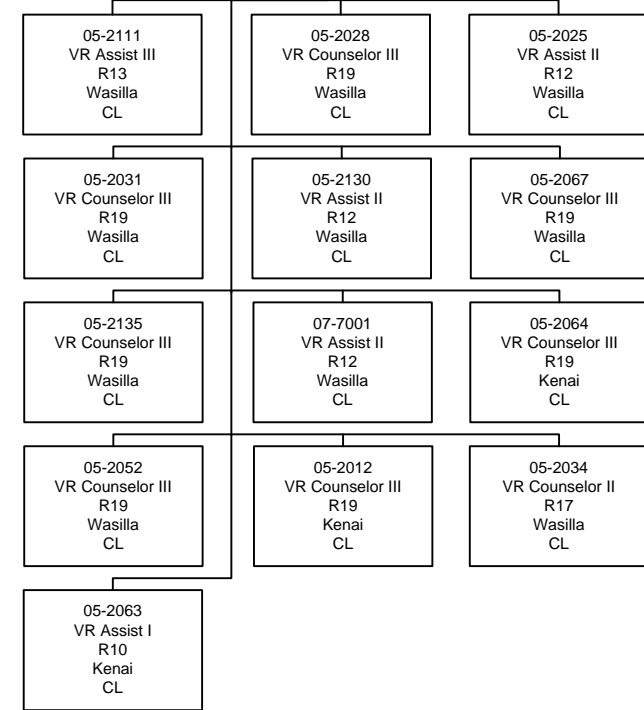
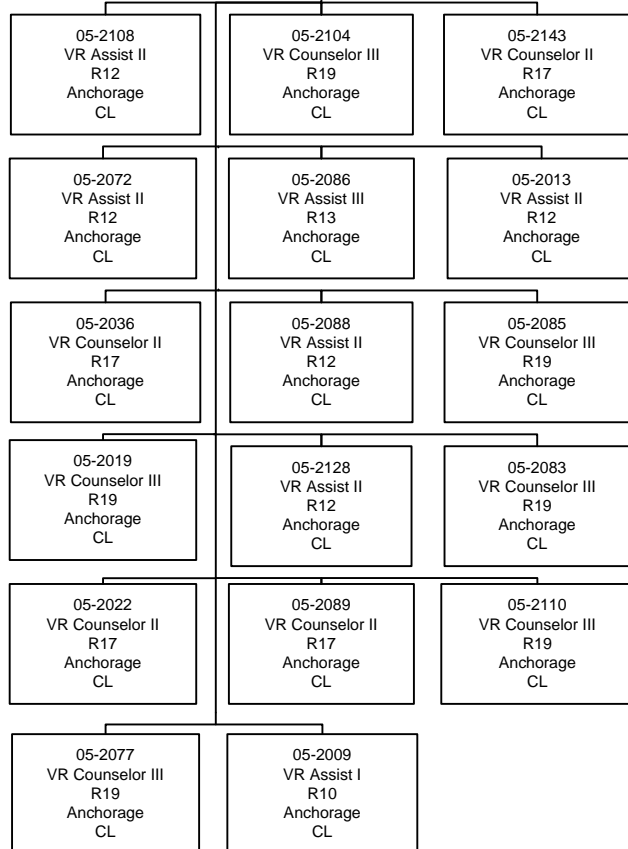
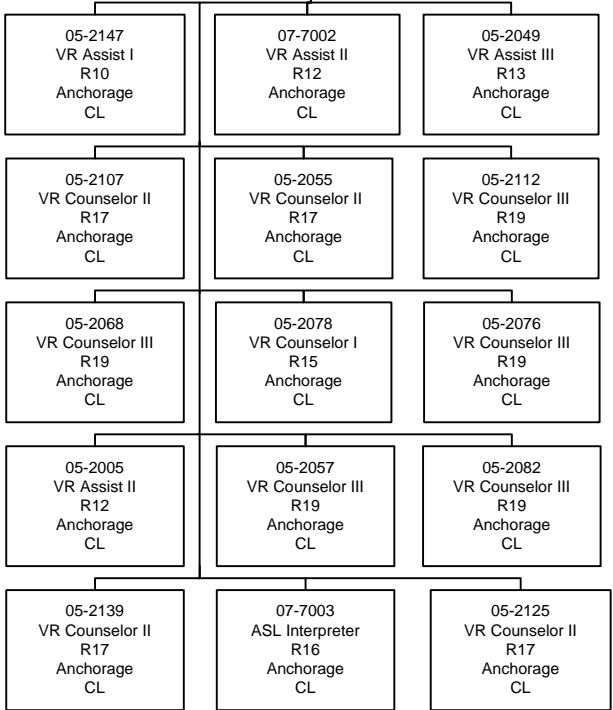
**Anchorage -
Downtown**

MatSu/Kenai

05-2141
VR Manager
R21
Anchorage
CL

05-2106
VR Manager
R21
Anchorage
CL

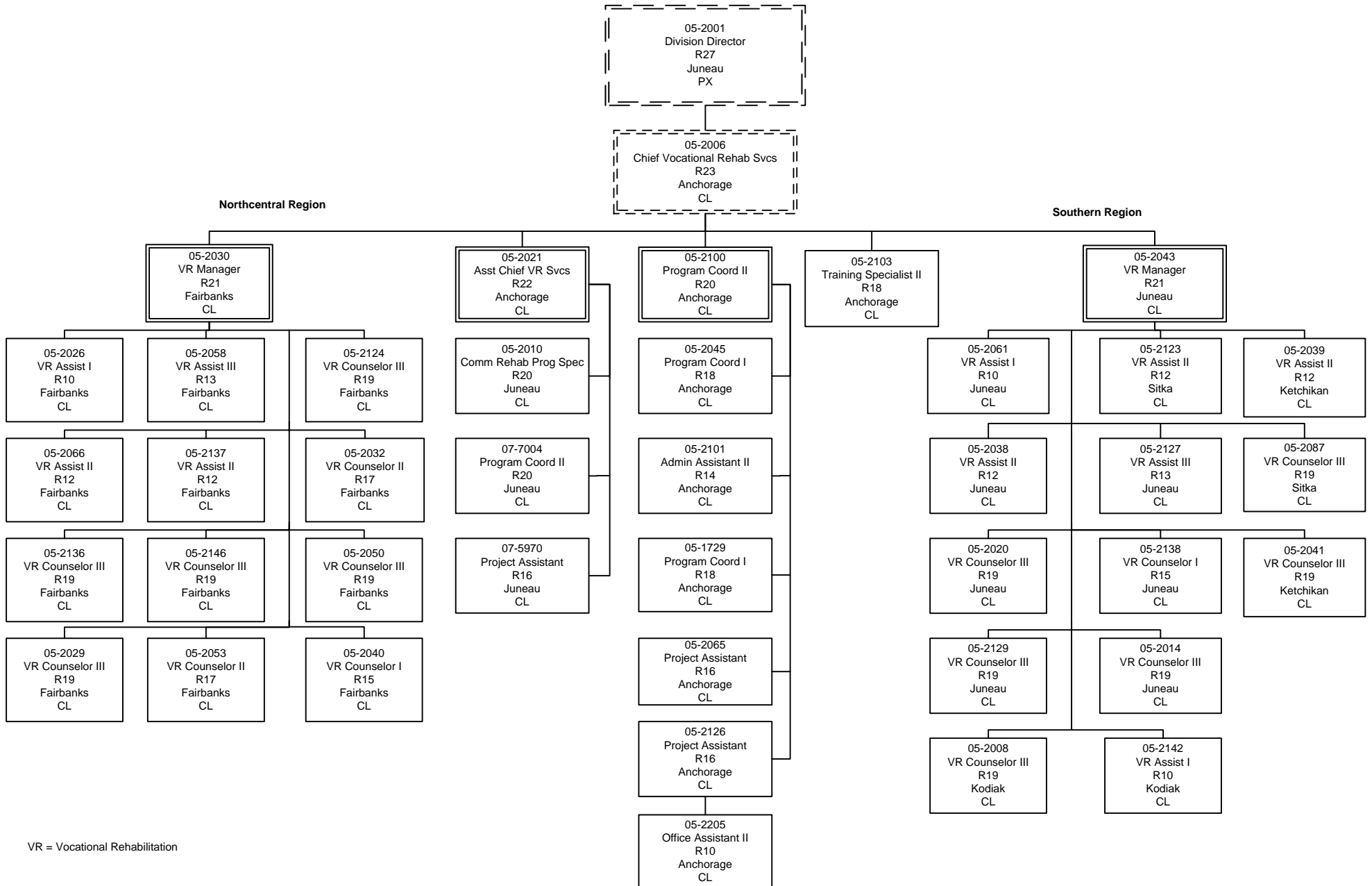
05-2017
VR Manager
R21
Wasilla
CL



Department of Labor and Workforce Development

Division of Vocational Rehabilitation

Client Services – Southern & Northern Regions and Assistant Chief

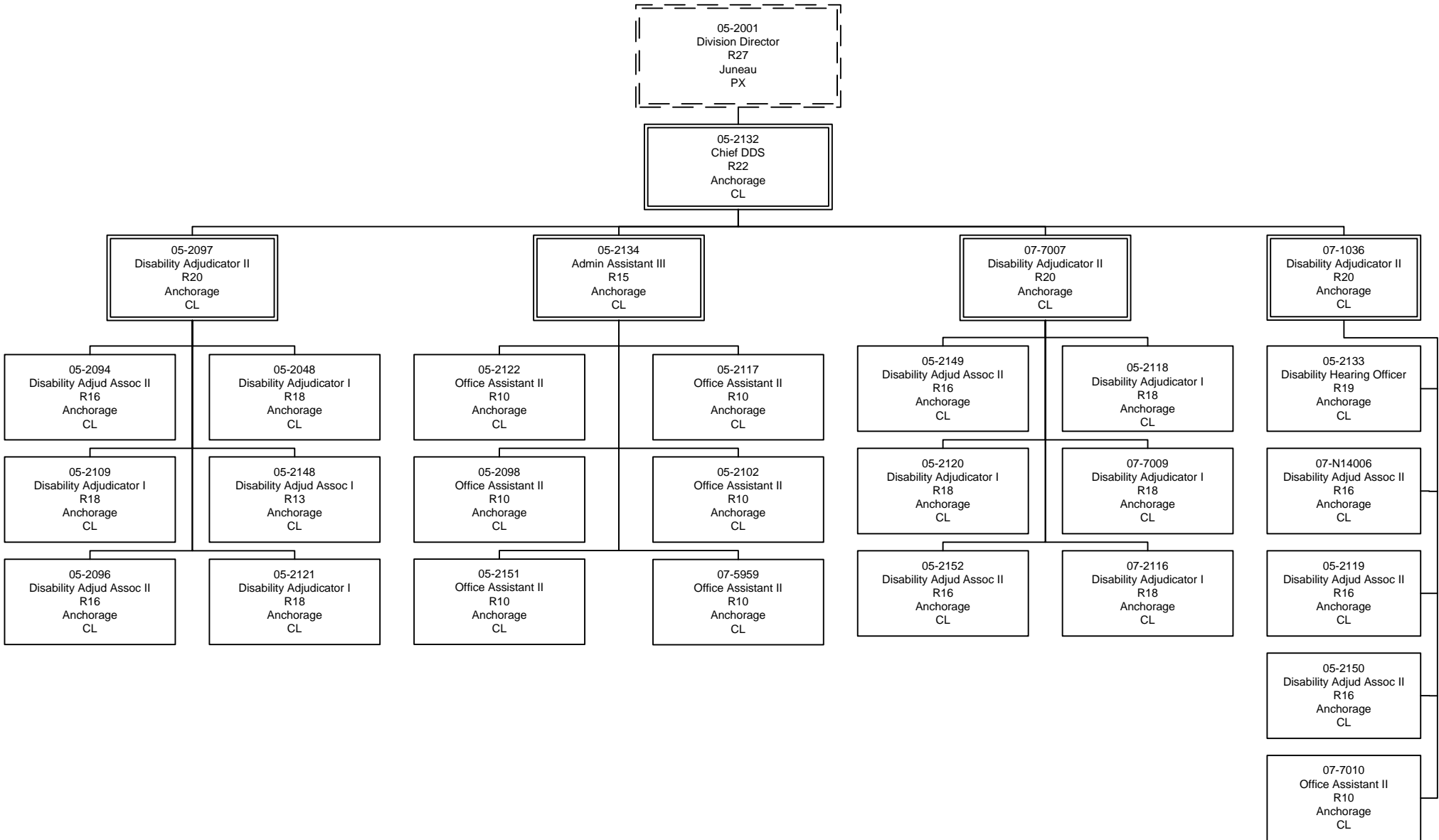


VR = Vocational Rehabilitation

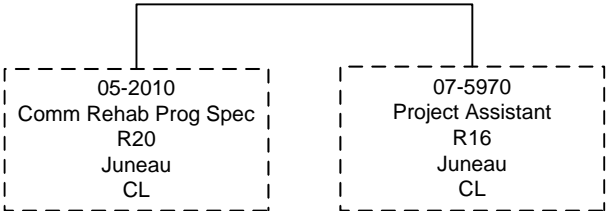
Department of Labor and Workforce Development

Division of Vocational Rehabilitation

Disability Determination

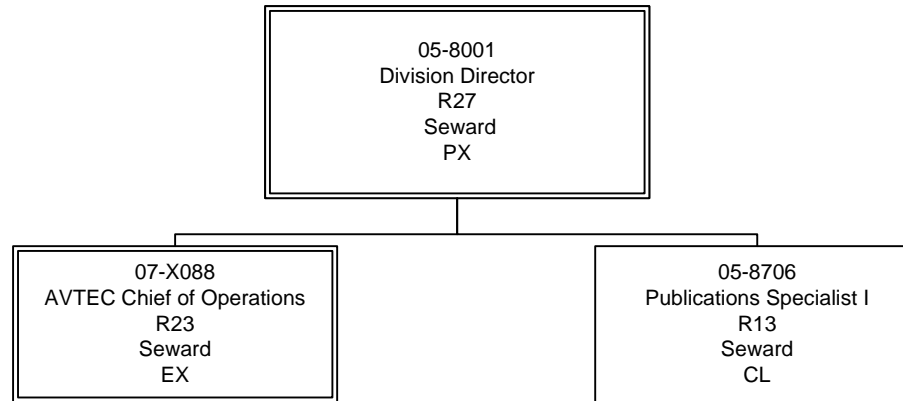


Department of Labor and Workforce Development
Division of Vocational Rehabilitation
Special Projects



Department of Labor and Workforce Development Alaska Vocational Technical Center

Administration



Department of Labor and Workforce Development Alaska Vocational Technical Center

Student Services

05-8001
Division Director
R27
Seward
PX

07-X088
AVTEC Chief of Operations
R23
Seward
EX

Cafeteria Services

05-8527
Food Service Foreman
R53
Seward
CL

05-8549
Food Svc Lead
R56
Seward
CL

05-8100
Food Svc Sub Jrny
R61
Seward
CL

05-8099
Food Svc Journey
R57
Seward
CL

05-8677
Food Svc Sub Jrny
R61
Seward
CL

05-8608
Food Svc Journey
R57
Seward
CL

07-4571
Food Svc Sub Jrny
R61
Seward
CL

07-N07029
Food Svc Sub Jrny
R61
Seward
CL

Student Activities & Housing

05-8537
Education Assoc III
R17
Seward
CL

05-8436
Recreation Asst
R11
Seward
CL

05-8652
Dormitory Attendant
R11
Seward
CL

05-8014
Dormitory Attendant
R11
Seward
CL

05-8609
Dormitory Attendant
R11
Seward
CL

07-N07031
Dormitory Attendant
R11
Seward
CL

IT Services

07-4580
Micro/Network Spec II
R20
Seward
CL

05-8538
Micro/Network Spec I
R18
Seward
CL

07-4581
Internet Specialist I
R16
Seward
CL

Department of Labor and Workforce Development Alaska Vocational Technical Center

Student Services (continued)

05-8001
Division Director
R27
Seward
PX

07-X088
AVTEC Chief of Operations
R23
Seward
EX

Financial Aid & Admissions

Accounting, Grant Administration & Procurement

Human Resources

Student Workers

05-8390
Education Assoc III
R17
Seward
CL

07-4568
Administrative Officer II
R19
Seward
CL

05-8395
Admin Assist II
R14
Seward
CL

07-4551
Student Worker
R0
Seward
EX

05-8516
Education Prog Assistant
R12
Seward
CL

07-5867
Education Prog Assistant
R12
Seward
CL

05-8396
Accounting Tech III
R16
Seward
CL

05-8397
Procurement Spec I
R14
Seward
CL

07-1221
Accounting Tech III
R16
Seward
CL

05-8689
Education Prog Assistant
R12
Seward
CL

05-8547
Accounting Tech I
R12
Seward
CL

05-8720
Office Assistant II
R10
Seward
CL

Department of Labor and Workforce Development

Alaska Vocational Technical Center

Instructional Programs

07-X088
AVTEC Chief of Operations
R27
Seward
PX

Applied Technology

Information Technology

Learning Resources

05-8513
AVTEC Instructor
R0
Seward
CL

05-8517
Teacher - AVTEC
R0
Seward
EX

05-8510
AVTEC Instructor
R0
Seward
CL

05-8015
AVTEC Instructor
R0
Seward
CL

07-7011
AVTEC Instructor
R0
Seward
CL

07-4560
AVTEC Instructor
R0
Seward
CL

07-4555
AVTEC Instructor
R0
Seward
CL

05-8529
Teacher - AVTEC
R0
Seward
EX

05-8520
AVTEC Instructor
R0
Seward
CL

07-4566
AVTEC Instructor
R0
Seward
CL

07-4567
AVTEC Instructor
R0
Seward
CL

05-8712
Instructors Aide II
R13
Seward
EX

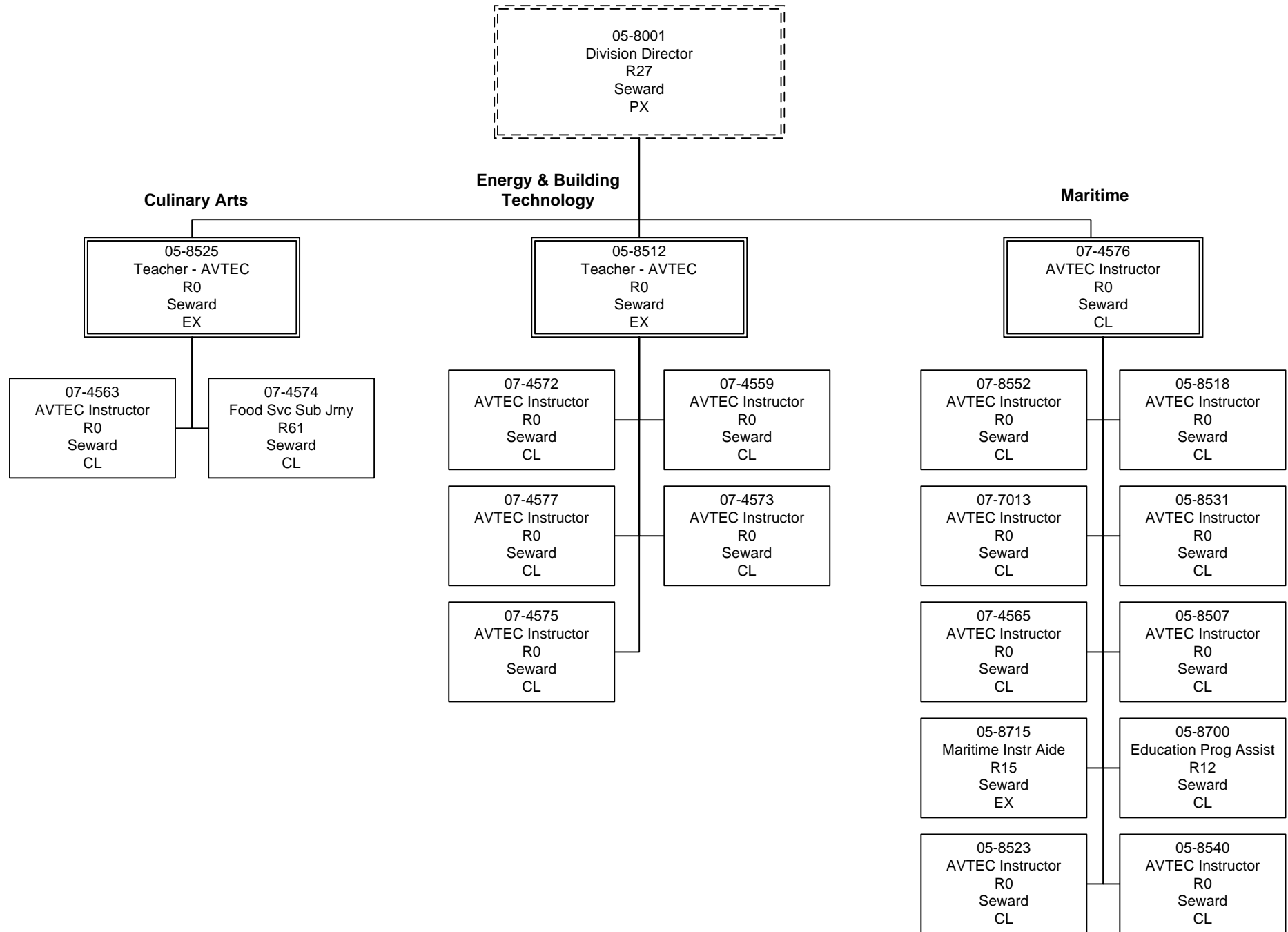
05-8013
AVTEC Instructor
R0
Seward
CL

05-8703
Education Prog Assistant
R12
Seward
CL

Department of Labor and Workforce Development

Alaska Vocational Technical Center

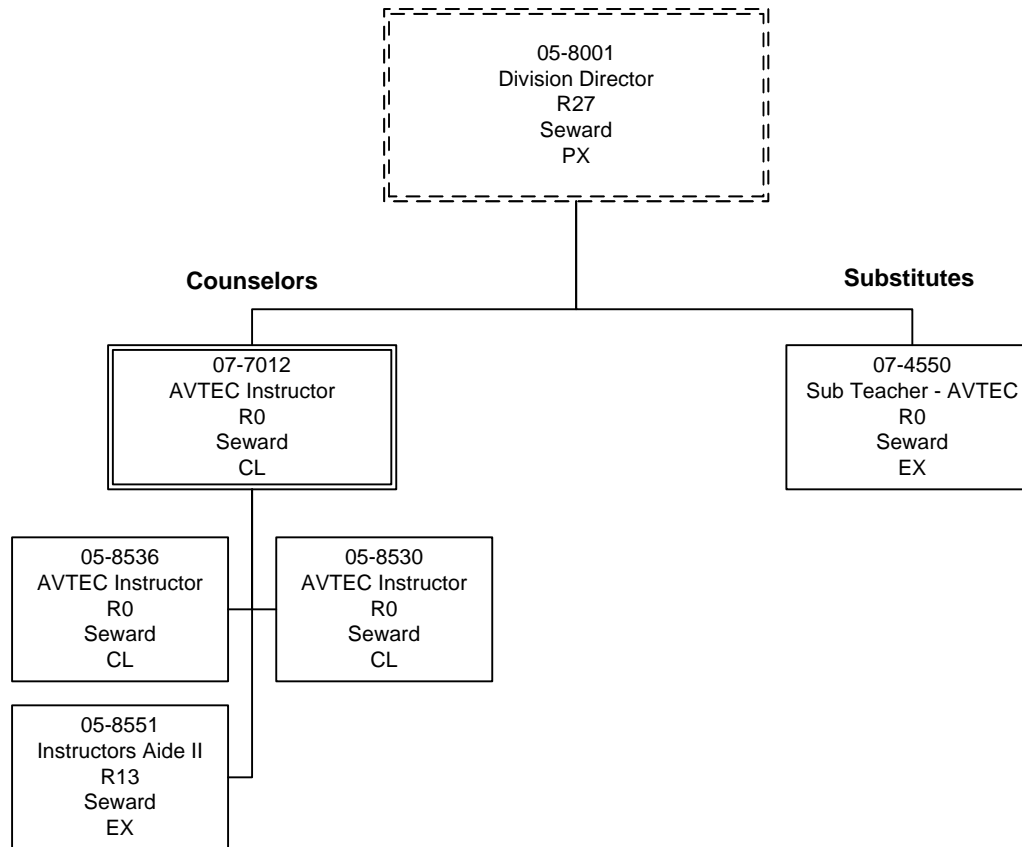
Instructional Programs (continued)



Department of Labor and Workforce Development

Alaska Vocational Technical Center

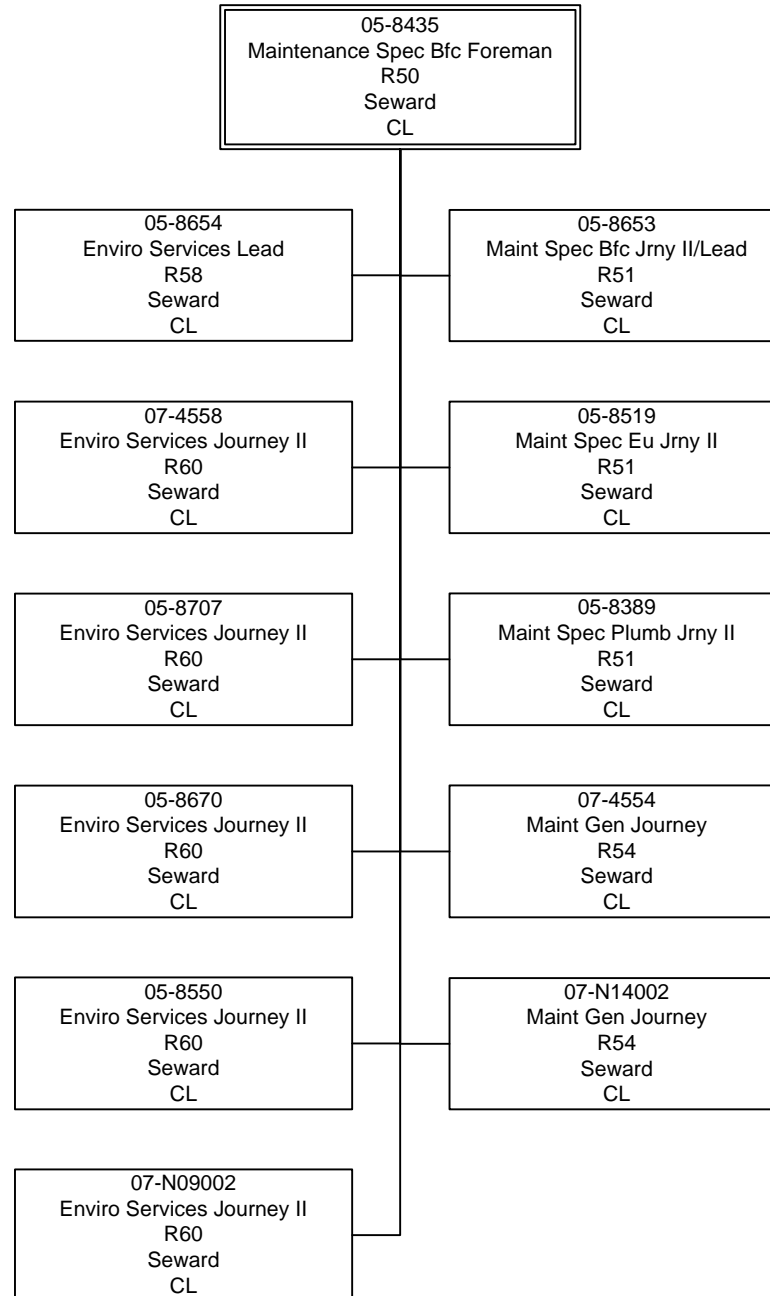
Instructional Programs (continued)



Department of Labor and Workforce Development

Alaska Vocational Technical Center

Facilities Maintenance



(Intentionally left blank)

APPENDIX B1
CHART OF ACCOUNTS

(Intentionally left blank)

APPENDIX B1 - INDEX

CHART OF ACCOUNTS

IRIS FY2017 Operating and Capital Appropriation Structures	- Appendix B1 - 1
IRIS FY2019 Operating and Capital Appropriation Structures	- Appendix B1 - 2
IRIS Department Major Program, Program & Funding Profile Structure	- Appendix B1 - 3
IRIS Statewide Object of Expenditure Accounts Structures	- Appendix B1 - 4

(Intentionally left blank)

AR Class Code	AR Fiscal Year	AR Code	Appropriation Name	AR Category Code	AR Type Code	AR Group Code	Appropriation Classification
CPTL	2017	070027783	AVTEC IT Reappropriation GF	DEVL	B08B	B08B	Continuing
CPTL	2017	070080130	Business Services Management Information GF	DEVL	B08A	B08A	Continuing
CPTL	2017	070100160	Worker's Compensation Network Upgrade and Rewrite WSCAA	HHS	B10A	B10A	Continuing
CPTL	2017	07010230	DO NOT USE	EDUC	B17F	B17F	Supplemental
CPTL	2017	070110131	AVTEC Medium and Heavy Duty Truck Training Equipment GFM	EDUC	B11A	B11A	Continuing
CPTL	2017	070110150	AVTEC Medium and Heavy Duty Truck Training Equipment FED	EDUC	B11A	B11A	Continuing
CPTL	2017	070110350	AVTEC Culinary Acdmy Equip, Cafeteria, Remodel, Dem FED	DEVL	B11C	B11C	Continuing
CPTL	2017	070110430	AVTEC Alternative Energy Training Facility Expansion GF	EDUC	B11D	B11D	Continuing
CPTL	2017	070130130	Deferred Maintenance, Renewal, Repair & Equipment - AVTEC GF	DEVL	B13A	B13A	Continuing
CPTL	2017	070130330	Third Avenue Dormitory Replacement GF	DEVL	B13C	B13C	Continuing
CPTL	2017	070130530	Job Center Computer Replacements GF	DEVL	B13E	B13E	Continuing
CPTL	2017	070140130	AVTEC Deferred Maintenance, Renewal, Repair and Equip GF	EDUC	B14A	B14A	Continuing
CPTL	2017	070140230	AVTEC Heavy Equip Shop/Diesel&Pipe Welding Rel-Ph 1/3 GF	EDUC	B14B	B14B	Continuing
CPTL	2017	070170130	AVTEC Deferred Maint,Renewal,Repair & Equip SUP17 Sec5 GF	EDUC	B17E	B17E	Continuing
CPTL	2017	070170230	AVTEC Deferred Maint, Rnwl, Reoair and Equip SUP17 Sec17 GF	EDUC	B17F	B17F	Supplemental
CPTL	2017	070170330	DO NOT USE	EDUC	B17F	B17F	Continuing
CPTL	2017	070428510	CNV Unemployment Insurance Allocation	DEVL	ZCNV	ZCNV	Regular
CPTL	2017	070428621	CNV Alaska Vocational Technical Education Center Regular	EDUC	ZCNV	ZCNV	Regular
CPTL	2017	070928501	CNV Employment & Training Services Regular	DEVL	ZCNV	ZCNV	Regular
CPTL	2017	071228711	CNV Alaska Vocational Technical Cntr Regular	EDUC	ZCNV	ZCNV	Regular
CPTL	2017	071528100	CNV Commissioner'S Office	GGOV	ZCNV	ZCNV	Regular
CPTL	2017	071528140	CNV Management Services	GGOV	ZCNV	ZCNV	Regular
CPTL	2017	071528160	CNV Leasing	GGOV	ZCNV	ZCNV	Regular
CPTL	2017	071528170	CNV Data Processing	GGOV	ZCNV	ZCNV	Regular
CPTL	2017	071528181	CNV Labor Market Information Regular Funding	DEVL	ZCNV	ZCNV	Regular
CPTL	2017	071528211	CNV Client Services Regular	DEVL	ZCNV	ZCNV	Regular
CPTL	2017	071528216	CNV State Small Business Enterprise	DEVL	ZCNV	ZCNV	Regular
CPTL	2017	071528217	CNV Randolph Shepard Federal	DEVL	ZCNV	ZCNV	Regular
CPTL	2017	071528230	CNV Independent Living Rehabilitation	HHS	ZCNV	ZCNV	Regular
CPTL	2017	071528240	CNV Disability Determination	HHS	ZCNV	ZCNV	Regular
CPTL	2017	071528250	CNV Special Projects	HHS	ZCNV	ZCNV	Regular
CPTL	2017	071528421	CNV Occupational Safety & Health Regular	PPRO	ZCNV	ZCNV	Regular
CPTL	2017	071528501	CNV Employment & Training Services Regular	DEVL	ZCNV	ZCNV	Regular
CPTL	2017	071528511	CNV Unemployment Insurance Regular	DEVL	ZCNV	ZCNV	Regular
CPTL	2017	071528560	CNV Adult Basic Education	DEVL	ZCNV	ZCNV	Regular
CPTL	2017	071528611	CNV Business Partnership Regular	DEVL	ZCNV	ZCNV	Regular
CPTL	2017	071528711	CNV Alaska Vocational Technical Cntr Regular	EDUC	ZCNV	ZCNV	Regular
CPTL	2017	071528720	CNV Avtec Facilities Maintenance	GGOV	ZCNV	ZCNV	Regular
CPTL	2017	075109065	Employment Training Security Training & Building TBF	DEVL	B7ME	B7ME	Multi-Year
CPTL	2017	079150130	Deferred Maintenance, Renewal, Repair & Equipment - AVTEC GF	EDUC	B15A	B15A	Continuing
CPTL	2017	079150230	Heavy Equipment Shop/Diesel Shop/Pipe Welding Reloc Ph2 GF	EDUC	B15B	B15B	Continuing
CPTL	2017	079150330	Employment & Training Services Public Access Network GF	DEVL	B15C	B15C	Continuing

AR Class Code	AR Fiscal Year	AR Code	Appropriation Name	AR Category Code	AR Type Code	AR Group Code	Appropriation Classification
CPTL	2017	07RS27751	Facilities Maintenance Unbudgeted Capitl	EDUC	B751	BUBC	Supplemental
CPTL	2017	07RS27753	DBP WIPS Project	DEVL	B753	BUBC	Supplemental
CPTL	2017	07RS27756	Workers^ Compensation .Net Upgrade And	HHS	B756	BUBC	Supplemental
CPTL	2017	07RS27796	Alaska Housing Market IndicatoRS-Capital	DEVL	B796	BUBC	Supplemental
CPTL	2017	07RS27799	Management Services Indirect for Unbudgeted CIP RSA's	GGOV	B799	BUBC	Supplemental
CPTL	2017	07RS60076	SFY 2016 Alaska Housing Market Indicators CIP IA	DEVL	B16D	BUBC	Supplemental
CPTL	2017	07RS63106	DP WC NET Upgrade Unbudgeted CIP IA	DEVL	B16C	BUBC	Supplemental
CPTL	2017	07RS67200	AVTEC First Lake Facility Oversight Unbudgeted RS CIP IA	EDUC	B16B	BUBC	Supplemental
CPTL	2017	07RS67900	AVTEC Salaries for Applied Tech Shop Unbudgeted RS CIP IA	EDUC	B16A	BUBC	Supplemental
CPTL	2017	07RS71401	Management Services Capital Indirect CIP IA	GGOV	B17D	BUBC	Supplemental
CPTL	2017	07RS71800	SFY 2017 Alaska Housing Market Indicators CIP IA	DEVL	B17A	BUBC	Supplemental
CPTL	2017	07RS75510	Virtual Contact Center CIP IA	DEVL	B17C	BUBC	Supplemental
CPTL	2017	07RS75901	FY17 Mgmt Information System Support - ICM and EGrAMS CIP IA	DEVL	B17B	BUBC	Supplemental
OPER	2017	071100030	Commissioner's Office GF	GGOV	B7CO	B7CA	Regular
OPER	2017	071100031	Commissioner's Office GFM	GGOV	B7CO	B7CA	Regular
OPER	2017	071100080	Commissioner's Office IA	GGOV	B7CO	B7CA	Regular
OPER	2017	071120080	Workforce Investment Board FY17 IA	GGOV	B7W2	B7CA	Regular
OPER	2017	071200030	AK Labor Relations Agency GF	GGOV	B7AL	B7CA	Regular
OPER	2017	071400030	Management Services GF	GGOV	B7MS	B7CA	Regular
OPER	2017	071400031	Management Services GFM	GGOV	B7MS	B7CA	Regular
OPER	2017	071400050	Management Services FED	GGOV	B7MS	B7CA	Regular
OPER	2017	071400080	Management Services IA	GGOV	B7MS	B7CA	Regular
OPER	2017	071500030	Human Resources GF	GGOV	B7HR	B7CA	Regular
OPER	2017	071600030	Leasing GF	GGOV	B7LE	B7CA	Regular
OPER	2017	071700030	Data Processing GF	GGOV	B7DP	B7CA	Regular
OPER	2017	071700050	Data Processing FED	GGOV	B7DP	B7CA	Regular
OPER	2017	071700080	Data Processing IA	GGOV	B7DP	B7CA	Regular
OPER	2017	071701080	UI SIDES Implementation Unbudgeted IA	DEVL	B7DP	B7CA	Supplemental
OPER	2017	071702080	UI Reemployment Eligibility Assessment Unbudgeted IA	DEVL	B7DP	B7CA	Supplemental
OPER	2017	071703080	UI BARTS Project Unbudgeted IA	DEVL	B7DP	B7CA	Supplemental
OPER	2017	071800030	Labor Market Information GF	DEVL	B7LM	B7CA	Regular
OPER	2017	071800041	Labor Market Information SDPR	DEVL	B7LM	B7CA	Regular
OPER	2017	071800050	Labor Market Information FED	DEVL	B7LM	B7CA	Regular
OPER	2017	071800060	Labor Market Information WSCAA	DEVL	B7LM	B7CA	Regular
OPER	2017	071800080	Labor Market Information IA	DEVL	B7LM	B7CA	Regular
OPER	2017	073100030	Workers' Compensation GF	HHS	B7WC	B7WC	Regular
OPER	2017	073100060	Workers' Compensation WSCAA	HHS	B7WC	B7WC	Regular
OPER	2017	073200060	Workers' Compensation Appeals Commission WSCAA	HHS	B7WA	B7WC	Regular
OPER	2017	073300061	Workers' Compensation Benefits Guaranty Fund WCBGF	HHS	B7WB	B7WC	Regular
OPER	2017	073400062	Second Injury Fund SIFRA	HHS	B7SF	B7WC	Regular
OPER	2017	073500063	Fishermen's Fund FF	HHS	B7FF	B7WC	Regular
OPER	2017	074200030	Wage and Hour GF	PPRO	B7WH	B7LS	Regular
OPER	2017	074200080	Wage and Hour IA	PPRO	B7WH	B7LS	Regular

AR Class Code	AR Fiscal Year	AR Code	Appropriation Name	AR Category Code	AR Type Code	AR Group Code	Appropriation Classification
OPER	2017	074300040	Mechanical Inspection PR	PPRO	B7MI	B7LS	Regular
OPER	2017	074300064	Mechanical Inspection BSA	PPRO	B7MI	B7LS	Regular
OPER	2017	074300080	Mechanical Inspection IA	PPRO	B7MI	B7LS	Regular
OPER	2017	074400030	Occupational Safety and Health GF	PPRO	B7OS	B7LS	Regular
OPER	2017	074400031	Occupational Safety and Health GFM	PPRO	B7OS	B7LS	Regular
OPER	2017	074400040	Occupational Safety and Health PR	PPRO	B7OS	B7LS	Regular
OPER	2017	074400050	Occupational Safety and Health FED	PPRO	B7OS	B7LS	Regular
OPER	2017	074400060	Occupational Safety and Health WSCAA	PPRO	B7OS	B7LS	Regular
OPER	2017	074400080	Occupational Safety and Health IA	PPRO	B7OS	B7LS	Regular
OPER	2017	074500041	Alaska Safety Advisory Council SDPR	PPRO	B7AS	B7LS	Regular
OPER	2017	075100030	Employment and Training Services GF	DEVL	B7ET	B7ES	Regular
OPER	2017	075100031	Employment and Training Services GFM	DEVL	B7ET	B7ES	Regular
OPER	2017	075100041	Employment and Training Services SDPR	DEVL	B7ET	B7ES	Regular
OPER	2017	075100050	Employment and Training Services FED	DEVL	B7ET	B7ES	Regular
OPER	2017	075100065	Employment and Training Services TBF	DEVL	B7ET	B7ES	Regular
OPER	2017	075100080	Employment and Training Services IA	DEVL	B7ET	B7ES	Regular
OPER	2017	075101080	WIOA Adult for Merged Staff Unbudgeted IA	DEVL	B7ET	B7ES	Supplemental
OPER	2017	075102080	WIOA DW & RR for Merged Staff Unbudgeted IA	DEVL	B7ET	B7ES	Supplemental
OPER	2017	075103080	WIOA Anchorage Youth for Merged Staff Unbudgeted IA	DEVL	B7ET	B7ES	Supplemental
OPER	2017	075110050	Employment and Training Services Administration FED	DEVL	B7EA	B7ET	Regular
OPER	2017	075110080	Employment and Training Services Administration IA	DEVL	B7EA	B7ET	Regular
OPER	2017	075200040	Unemployment Insurance PR	DEVL	B7UI	B7ES	Regular
OPER	2017	075200050	Unemployment Insurance FED	DEVL	B7UI	B7ES	Regular
OPER	2017	075200066	Unemployment Insurance STEP	DEVL	B7UI	B7ES	Regular
OPER	2017	075200067	Unemployment Insurance TVEP	DEVL	B7UI	B7ES	Regular
OPER	2017	075200080	Unemployment Insurance IA	DEVL	B7UI	B7ES	Regular
OPER	2017	075300041	Workforce Services SDPR	DEVL	B7WS	B7ET	Regular
OPER	2017	075300050	Workforce Services Fed	DEVL	B7WS	B7ET	Regular
OPER	2017	075300065	Workforce Services TBF	DEVL	B7WS	B7ET	Regular
OPER	2017	075300080	Workforce Services IA	DEVL	B7WS	B7ET	Regular
OPER	2017	075400031	Adult Basic Education GFM	DEVL	B7AB	B7ES	Regular
OPER	2017	075400050	Adult Basic Education FED	DEVL	B7AB	B7ES	Regular
OPER	2017	075500030	Workforce Development GF	DEVL	B7WD	B7ET	Regular
OPER	2017	075500031	Workforce Development GFM	DEVL	B7WD	B7ET	Regular
OPER	2017	075500050	Workforce Development Fed	DEVL	B7WD	B7ET	Regular
OPER	2017	075500066	Workforce Development STEP	DEVL	B7WD	B7ET	Regular
OPER	2017	075500067	Workforce Development TVEP	DEVL	B7WD	B7ET	Regular
OPER	2017	075500080	Workforce Development IA	DEVL	B7WD	B7ET	Regular
OPER	2017	075700040	Unemployment Insurance FY17 PR	DEVL	B7U2	B7ET	Regular
OPER	2017	075700050	Unemployment Insurance FY17 Fed	DEVL	B7U2	B7ET	Regular
OPER	2017	075700066	Unemployment Insurance FY17 STEP	DEVL	B7U2	B7ET	Regular
OPER	2017	075700067	Unemployment Insurance FY17 TVEP	DEVL	B7U2	B7ET	Regular
OPER	2017	075700080	Unemployment Insurance FY17 IA	DEVL	B7U2	B7ET	Regular

AR Class Code	AR Fiscal Year	AR Code	Appropriation Name	AR Category Code	AR Type Code	AR Group Code	Appropriation Classification
OPER	2017	076100080	Workforce Investment Board IA	GGOV	B7WI	B7BP	Regular
OPER	2017	076200030	Business Services GF	DEVL	B7BP	B7BP	Regular
OPER	2017	076200050	Business Services FED	DEVL	B7BP	B7BP	Regular
OPER	2017	076200066	Business Services STEP	DEVL	B7BP	B7BP	Regular
OPER	2017	076200067	Business Services TVEP	DEVL	B7BP	B7BP	Regular
OPER	2017	076200080	Business Services IA	DEVL	B7BP	B7BP	Regular
OPER	2017	076300030	Alaska Technical Center (Kotzebue) GF	EDUC	B7AT	B7BP	Regular
OPER	2017	076300067	Alaska Technical Center (Kotzebue) TVEP	EDUC	B7AT	B7BP	Regular
OPER	2017	076400030	Southwest Alaska Vocational & Education Center Ops Grant GF	EDUC	B7SA	B7BP	Regular
OPER	2017	076400067	Southwest Alaska Vocational & Educ. Cntr Ops Grant TVEP	EDUC	B7SA	B7BP	Regular
OPER	2017	076500067	YUUT Elitnaurviat People's Learning Cntr Ops Grnt TVEP	EDUC	B7YU	B7BP	Regular
OPER	2017	076600030	Northwest Alaska Career and Technical Center GF	EDUC	B7NA	B7BP	Regular
OPER	2017	076600067	Northwest Alaska Career and Technical Center TVEP	EDUC	B7NA	B7BP	Regular
OPER	2017	076700067	Partners for Progress in Delta TVEP	EDUC	B7PP	B7BP	Regular
OPER	2017	076800067	Amundsen Educational Center TVEP	EDUC	B7AE	B7BP	Regular
OPER	2017	076900030	Construction Academy Training GF	EDUC	B7CA	B7BP	Regular
OPER	2017	076900067	Ilisagvik College TVEP	EDUC	B7IC	B7BP	Regular
OPER	2017	077100030	Vocational Rehabilitation Adm GF	DEVL	B7VR	B7VR	Regular
OPER	2017	077100032	Vocational Rehabilitation Adm GFMH	DEVL	B7VR	B7VR	Regular
OPER	2017	077100050	Vocational Rehabilitation Administration FED	DEVL	B7VR	B7VR	Regular
OPER	2017	077100080	Vocational Rehabilitation Adm IA	DEVL	B7VR	B7VR	Regular
OPER	2017	077101080	SY2017 VR Admin Indirect IA	GGOV	B7VR	B7VR	Supplemental
OPER	2017	077200031	Client Services GFM	DEVL	B7CS	B7VR	Regular
OPER	2017	077200050	Client Services FED	DEVL	B7CS	B7VR	Regular
OPER	2017	077200068	Client Services VRSBERF	DEVL	B7CS	B7VR	Regular
OPER	2017	077200069	Client Services RSRLF	DEVL	B7CS	B7VR	Regular
OPER	2017	077200080	Client Services IA	DEVL	B7CS	B7VR	Regular
OPER	2017	077200100	Client Services MHTAAR	HHS	B7CS	B7VR	Regular
OPER	2017	077300030	Independent Living Rehabilitation GF	HHS	B7IL	B7VR	Regular
OPER	2017	077300031	Independent Living Rehabilitation GFM	HHS	B7IL	B7VR	Regular
OPER	2017	077300050	Independent Living Rehabilitation FED	HHS	B7IL	B7VR	Regular
OPER	2017	077400050	Disability Determination FED	HHS	B7DD	B7VR	Regular
OPER	2017	077400080	Disability Determination IA	HHS	B7DD	B7VR	Regular
OPER	2017	077500030	Special Projects GF	HHS	B7SP	B7VR	Regular
OPER	2017	077500031	Special Projects GFM	HHS	B7SP	B7VR	Regular
OPER	2017	077500050	Special Projects FED	HHS	B7SP	B7VR	Regular
OPER	2017	077500080	Special Projects IA	HHS	B7SP	B7VR	Regular
OPER	2017	077500100	Special Projects MHTAAR	HHS	B7SP	B7VR	Regular
OPER	2017	077501080	Access Career Opportunity Youth in Transition Unbudgeted IA	HHS	B7SP	B7VR	Supplemental
OPER	2017	078100030	Alaska Vocational Technical Center GF	EDUC	B7AV	B7AV	Regular
OPER	2017	078100040	Alaska Vocational Technical Center PR	EDUC	B7AV	B7AV	Regular
OPER	2017	078100041	Alaska Vocational Technical Center SDPR	EDUC	B7AV	B7AV	Regular
OPER	2017	078100050	Alaska Vocational Technical Center FED	EDUC	B7AV	B7AV	Regular

AR Class Code	AR Fiscal Year	AR Code	Appropriation Name	AR Category Code	AR Type Code	AR Group Code	Appropriation Classification
OPER	2017	078100067	Alaska Vocational Technical Center TVEP	EDUC	B7AV	B7AV	Regular
OPER	2017	078100080	Alaska Vocational Technical Center IA	EDUC	B7AV	B7AV	Regular
OPER	2017	078101080	Alaska Health Care Academy Project Unbudgeted IA	EDUC	B7AV	B7AV	Supplemental
OPER	2017	078102080	Carl Perkins Postsecondary Planning Unbudgeted IA	EDUC	B7AV	B7AV	Supplemental
OPER	2017	078103080	AVTEC Facilities Maintenance Supplementl Spprt Unbudgeted IA	EDUC	B7AV	B7AV	Supplemental
OPER	2017	078200080	AVTEC Facilities Maintenance IA	GGOV	B7AF	B7AV	Regular
OPER	2017	078200090	AVTEC Facilities Maintenance CIP IA	GGOV	B7AF	B7AV	Regular
OPER	2017	078201080	AVTEC Facilities Maintnc Supplemental Support Unbudgeted IA	EDUC	B7AF	B7AV	Supplemental
OPER	2017	07B7BPALL	Business Services Allocation	DEVL	B7BP	B7BP	Regular
OPER	2017	07B7DDALL	Disability Determination Allocation	HHS	B7DD	B7VR	Regular
OPER	2017	07B7DPALL	Data Processing Allocation	GGOV	B7DP	B7CA	Regular
OPER	2017	07B7ETALL	Employment and Training Services Allocation	DEVL	B7ET	B7ES	Regular
OPER	2017	07B7LMALL	Labor Market Information Allocation	DEVL	B7LM	B7CA	Regular
OPER	2017	07B7WDALL	Workforce Development Allocation	DEVL	B7WD	B7ET	Regular
OPER	2017	07B7WSALL	Workforce Services Allocation	DEVL	B7WS	B7ET	Regular

AR Class Code	AR Fiscal Year	AR Code	Appropriation Name	AR Category Code	AR Type Code	AR Group Code	Appropriation Classification
CPTL	2019	070027783	AVTEC IT Reappropriation GF	DEVL	B08B	B08B	Continuing
CPTL	2019	070140130	AVTEC Deferred Maintenance, Renewal, Repair and Equip GF	EDUC	B14A	B14A	Continuing
CPTL	2019	070140230	AVTEC Heavy Equip Shop/Diesel&Pipe Welding Rel-Ph 1/3 GF	EDUC	B14B	B14B	Continuing
CPTL	2019	070170130	AVTEC Deferred Maint,Renewal,Repair & Equip SUP17 Sec5 GF	EDUC	B17E	B17E	Continuing
CPTL	2019	070170230	AVTEC Deferred Maint, Rnwl, Reoair and Equip SUP17 Sec17 GF	EDUC	B17F	B17F	Supplemental
CPTL	2019	071528240	CNV Disability Determination	HHS	ZCNV	ZCNV	Regular
CPTL	2019	071528720	CNV Avtec Facilities Maintenance	GGOV	ZCNV	ZCNV	Regular
CPTL	2019	079150130	Deferred Maintenance, Renewal, Repair & Equipment - AVTEC GF	EDUC	B15A	B15A	Continuing
CPTL	2019	079150230	Heavy Equipment Shop/Diesel Shop/Pipe Welding Reloc Ph2 GF	EDUC	B15B	B15B	Continuing
CPTL	2019	079150330	Employment & Training Services Public Access Network GF	DEVL	B15C	B15C	Continuing
CPTL	2019	07RS01821	AVTEC Statewide Deferred Maintenance CIP IA	EDUC	B18A	BUBC	Supplemental
CPTL	2019	07RS27756	Workers^ Compensation .Net Upgrade And	HHS	B756	BUBC	Supplemental
FUND	2019	07BPC1004	FOA UI Benefit Payment Control Credit Card	GGOV	ZFND	ZFND	Regular
FUND	2019	07FND1004	FOA Dept of Labor	GGOV	ZFND	ZFND	Regular
FUND	2019	07FND1031	FOA Second Injury Fund SIF	GGOV	ZFND	ZFND	Regular
FUND	2019	07FND1032	FOA Fishermens Fund FF	GGOV	ZFND	ZFND	Regular
FUND	2019	07FND1049	FOA Training and Building T&B	GGOV	ZFND	ZFND	Regular
FUND	2019	07FND1051	FOA Technical Voctional Eduction Program TVEP	GGOV	ZFND	ZFND	Regular
FUND	2019	07FND1054	FOA State and Training Employment Program STEP	GGOV	ZFND	ZFND	Regular
FUND	2019	07FND1117	FOA Randolph Sheppard Small Business Fund BEP Sheppard	GGOV	ZFND	ZFND	Regular
FUND	2019	07FND1157	FOA Worker Safety and Compensation Account WSCAA	GGOV	ZFND	ZFND	Regular
FUND	2019	07FND1172	FOA Building Safety Account BSA	GGOV	ZFND	ZFND	Regular
FUND	2019	07FND1203	FOA Workers Compensation Benefits Guaranty WCBGF	GGOV	ZFND	ZFND	Regular
FUND	2019	07FND1237	FOA Small Business Enterprise Fund BEP Chance	GGOV	ZFND	ZFND	Regular
FUND	2019	07FND3284	FOA Unemployment Compensation Fund UCF	GGOV	ZFND	ZFND	Regular
FUND	2019	07FND3285	FOA AVTEC - MEHS Fund	GGOV	ZFND	ZFND	Regular
FUND	2019	07FND3287	FOA Wage & Hour Trust	GGOV	ZFND	ZFND	Regular
FUND	2019	07FRD1004	FOA UI Fraud Revenue Collection GF Share	GGOV	ZFND	ZFND	Regular
OPER	2019	071100030	Commissioner's Office GF	GGOV	B7CO	B7CA	Regular
OPER	2019	071100031	Commissioner's Office GFM	GGOV	B7CO	B7CA	Regular
OPER	2019	071100080	Commissioner's Office IA	GGOV	B7CO	B7CA	Regular
OPER	2019	071120080	Workforce Investment Board IA	GGOV	B7W2	B7CA	Regular
OPER	2019	071200030	AK Labor Relations Agency GF	GGOV	B7AL	B7CA	Regular
OPER	2019	071400030	Management Services GF	GGOV	B7MS	B7CA	Regular
OPER	2019	071400031	Management Services GFM	GGOV	B7MS	B7CA	Regular
OPER	2019	071400050	Management Services FED	GGOV	B7MS	B7CA	Regular
OPER	2019	071400080	Management Services IA	GGOV	B7MS	B7CA	Regular
OPER	2019	071500030	Human Resources GF	GGOV	B7HR	B7CA	Regular
OPER	2019	071600030	Leasing GF	GGOV	B7LE	B7CA	Regular
OPER	2019	071700030	Data Processing GF	GGOV	B7DP	B7CA	Regular
OPER	2019	071700050	Data Processing FED	GGOV	B7DP	B7CA	Regular
OPER	2019	071700080	Data Processing IA	GGOV	B7DP	B7CA	Regular
OPER	2019	071701080	UI SIDES Implementation Unbudgeted IA	DEVL	B7DP	B7CA	Supplemental

AR Class Code	AR Fiscal Year	AR Code	Appropriation Name	AR Category Code	AR Type Code	AR Group Code	Appropriation Classification
OPER	2019	071702080	UI Reemployment Eligibility Assessment Unbudgeted IA	DEVL	B7DP	B7CA	Supplemental
OPER	2019	071703080	UI BARTS Project Unbudgeted IA	DEVL	B7DP	B7CA	Supplemental
OPER	2019	071800030	Labor Market Information GF	DEVL	B7LM	B7CA	Regular
OPER	2019	071800041	Labor Market Information SDPR	DEVL	B7LM	B7CA	Regular
OPER	2019	071800050	Labor Market Information FED	DEVL	B7LM	B7CA	Regular
OPER	2019	071800060	Labor Market Information WSCAA	DEVL	B7LM	B7CA	Regular
OPER	2019	071800080	Labor Market Information IA	DEVL	B7LM	B7CA	Regular
OPER	2019	071800100	Labor Market Information MHTAAR	HHS	B7LM	B7CA	Regular
OPER	2019	073100030	Workers' Compensation GF	HHS	B7WC	B7WC	Regular
OPER	2019	073100060	Workers' Compensation WSCAA	HHS	B7WC	B7WC	Regular
OPER	2019	073200060	Workers' Compensation Appeals Commission WSCAA	HHS	B7WA	B7WC	Regular
OPER	2019	073300061	Workers' Compensation Benefits Guaranty Fund WCBGF	HHS	B7WB	B7WC	Regular
OPER	2019	073400062	Second Injury Fund SIFRA	HHS	B7SF	B7WC	Regular
OPER	2019	073500063	Fishermen's Fund FF	HHS	B7FF	B7WC	Regular
OPER	2019	074200030	Wage and Hour GF	PPRO	B7WH	B7LS	Regular
OPER	2019	074200080	Wage and Hour IA	PPRO	B7WH	B7LS	Regular
OPER	2019	074300040	Mechanical Inspection PR	PPRO	B7MI	B7LS	Regular
OPER	2019	074300064	Mechanical Inspection BSA	PPRO	B7MI	B7LS	Regular
OPER	2019	074300080	Mechanical Inspection IA	PPRO	B7MI	B7LS	Regular
OPER	2019	074400030	Occupational Safety and Health GF	PPRO	B7OS	B7LS	Regular
OPER	2019	074400031	Occupational Safety and Health GFM	PPRO	B7OS	B7LS	Regular
OPER	2019	074400040	Occupational Safety and Health PR	PPRO	B7OS	B7LS	Regular
OPER	2019	074400050	Occupational Safety and Health FED	PPRO	B7OS	B7LS	Regular
OPER	2019	074400060	Occupational Safety and Health WSCAA	PPRO	B7OS	B7LS	Regular
OPER	2019	074400080	Occupational Safety and Health IA	PPRO	B7OS	B7LS	Regular
OPER	2019	074500041	Alaska Safety Advisory Council SDPR	PPRO	B7AS	B7LS	Regular
OPER	2019	075100030	Employment and Training Services GF	DEVL	B7ET	B7ES	Regular
OPER	2019	075100031	Employment and Training Services GFM	DEVL	B7ET	B7ES	Regular
OPER	2019	075100041	Employment and Training Services SDPR	DEVL	B7ET	B7ES	Regular
OPER	2019	075100050	Employment and Training Services FED	DEVL	B7ET	B7ES	Regular
OPER	2019	075100065	Employment and Training Services TBF	DEVL	B7ET	B7ES	Regular
OPER	2019	075100080	Employment and Training Services IA	DEVL	B7ET	B7ES	Regular
OPER	2019	075101080	WIOA Adult for Merged Staff Unbudgeted IA	DEVL	B7ET	B7ES	Supplemental
OPER	2019	075102080	WIOA DW & RR for Merged Staff Unbudgeted IA	DEVL	B7ET	B7ES	Supplemental
OPER	2019	075103080	WIOA Anchorage Youth for Merged Staff Unbudgeted IA	DEVL	B7ET	B7ES	Supplemental
OPER	2019	075110050	Employment and Training Services Administration FED	DEVL	B7EA	B7ET	Regular
OPER	2019	075110080	Employment and Training Services Administration IA	DEVL	B7EA	B7ET	Regular
OPER	2019	075200040	Unemployment Insurance PR	DEVL	B7UI	B7ES	Regular
OPER	2019	075200050	Unemployment Insurance FED	DEVL	B7UI	B7ES	Regular
OPER	2019	075200066	Unemployment Insurance STEP	DEVL	B7UI	B7ES	Regular
OPER	2019	075200067	Unemployment Insurance TVEP	DEVL	B7UI	B7ES	Regular
OPER	2019	075200080	Unemployment Insurance IA	DEVL	B7UI	B7ES	Regular
OPER	2019	075300041	Workforce Services SDPR	DEVL	B7WS	B7ET	Regular

AR Class Code	AR Fiscal Year	AR Code	Appropriation Name	AR Category Code	AR Type Code	AR Group Code	Appropriation Classification
OPER	2019	075300050	Workforce Services Fed	DEVL	B7WS	B7ET	Regular
OPER	2019	075300065	Workforce Services TBF	DEVL	B7WS	B7ET	Regular
OPER	2019	075300080	Workforce Services IA	DEVL	B7WS	B7ET	Regular
OPER	2019	075300100	Workforce Services MTHAAR	HHS	B7WS	B7ET	Regular
OPER	2019	075400031	Adult Basic Education GFM	DEVL	B7AB	B7ES	Regular
OPER	2019	075400050	Adult Basic Education FED	DEVL	B7AB	B7ES	Regular
OPER	2019	075500030	Workforce Development GF	DEVL	B7WD	B7ET	Regular
OPER	2019	075500031	Workforce Development GFM	DEVL	B7WD	B7ET	Regular
OPER	2019	075500050	Workforce Development Fed	DEVL	B7WD	B7ET	Regular
OPER	2019	075500066	Workforce Development STEP	DEVL	B7WD	B7ET	Regular
OPER	2019	075500067	Workforce Development TVEP	DEVL	B7WD	B7ET	Regular
OPER	2019	075500080	Workforce Development IA	DEVL	B7WD	B7ET	Regular
OPER	2019	075700040	Unemployment Insurance PR	DEVL	B7U2	B7ET	Regular
OPER	2019	075700050	Unemployment Insurance FED	DEVL	B7U2	B7ET	Regular
OPER	2019	075700066	Unemployment Insurance STEP	DEVL	B7U2	B7ET	Regular
OPER	2019	075700067	Unemployment Insurance TVEP	DEVL	B7U2	B7ET	Regular
OPER	2019	075700080	Unemployment Insurance IA	DEVL	B7U2	B7ET	Regular
OPER	2019	076100080	Workforce Investment Board IA	GGOV	B7WI	B7BP	Regular
OPER	2019	076200030	Business Services GF	DEVL	B7BP	B7BP	Regular
OPER	2019	076200050	Business Services FED	DEVL	B7BP	B7BP	Regular
OPER	2019	076200066	Business Services STEP	DEVL	B7BP	B7BP	Regular
OPER	2019	076200067	Business Services TVEP	DEVL	B7BP	B7BP	Regular
OPER	2019	076200080	Business Services IA	DEVL	B7BP	B7BP	Regular
OPER	2019	076300030	Alaska Technical Center (Kotzebue) GF	EDUC	B7AT	B7BP	Regular
OPER	2019	076300067	Alaska Technical Center (Kotzebue) TVEP	EDUC	B7AT	B7BP	Regular
OPER	2019	076400030	Southwest Alaska Vocational & Education Center Ops Grant GF	EDUC	B7SA	B7BP	Regular
OPER	2019	076400067	Southwest Alaska Vocational & Educ. Cntr Ops Grant TVEP	EDUC	B7SA	B7BP	Regular
OPER	2019	076500067	YUUT Elitnaurviat People's Learning Cntr Ops Grnt TVEP	EDUC	B7YU	B7BP	Regular
OPER	2019	076600030	Northwest Alaska Career and Technical Center GF	EDUC	B7NA	B7BP	Regular
OPER	2019	076600067	Northwest Alaska Career and Technical Center TVEP	EDUC	B7NA	B7BP	Regular
OPER	2019	076700067	Partners for Progress in Delta TVEP	EDUC	B7PP	B7BP	Regular
OPER	2019	076800067	Amundsen Educational Center TVEP	EDUC	B7AE	B7BP	Regular
OPER	2019	076900030	Construction Academy Training GF	EDUC	B7CA	B7BP	Regular
OPER	2019	076900067	Ilisagvik College TVEP	EDUC	B7IC	B7BP	Regular
OPER	2019	077100030	Vocational Rehabilitation Adm GF	DEVL	B7VR	B7VR	Regular
OPER	2019	077100032	Vocational Rehabilitation Adm GFMH	DEVL	B7VR	B7VR	Regular
OPER	2019	077100050	Vocational Rehabilitation Administration FED	DEVL	B7VR	B7VR	Regular
OPER	2019	077100080	Vocational Rehabilitation Administration IA	DEVL	B7VR	B7VR	Regular
OPER	2019	077101080	SY2017 VR Admin Indirect IA	GGOV	B7VR	B7VR	Supplemental
OPER	2019	077200031	Client Services GFM	DEVL	B7CS	B7VR	Regular
OPER	2019	077200050	Client Services FED	DEVL	B7CS	B7VR	Regular
OPER	2019	077200068	Client Services VRSBERF	DEVL	B7CS	B7VR	Regular
OPER	2019	077200069	Client Services RSRLF	DEVL	B7CS	B7VR	Regular

AR Class Code	AR Fiscal Year	AR Code	Appropriation Name	AR Category Code	AR Type Code	AR Group Code	Appropriation Classification
OPER	2019	077200080	Client Services IA	DEVL	B7CS	B7VR	Regular
OPER	2019	077200100	Client Services MHTAAR	HHS	B7CS	B7VR	Regular
OPER	2019	077300030	Independent Living Rehabilitation GF	HHS	B7IL	B7VR	Regular
OPER	2019	077300031	Independent Living Rehabilitation GFM	HHS	B7IL	B7VR	Regular
OPER	2019	077300050	Independent Living Rehabilitation FED	HHS	B7IL	B7VR	Regular
OPER	2019	077400050	Disability Determination FED	HHS	B7DD	B7VR	Regular
OPER	2019	077400080	Disability Determination IA	HHS	B7DD	B7VR	Regular
OPER	2019	077500030	Special Projects GF	HHS	B7SP	B7VR	Regular
OPER	2019	077500031	Special Projects GFM	HHS	B7SP	B7VR	Regular
OPER	2019	077500050	Special Projects FED	HHS	B7SP	B7VR	Regular
OPER	2019	077500080	Special Projects IA	HHS	B7SP	B7VR	Regular
OPER	2019	077500100	Special Projects MHTAAR	HHS	B7SP	B7VR	Regular
OPER	2019	077501080	Access Career Opportunity Youth in Transition Unbudgeted IA	HHS	B7SP	B7VR	Supplemental
OPER	2019	078100030	Alaska Vocational Technical Center GF	EDUC	B7AV	B7AV	Regular
OPER	2019	078100040	Alaska Vocational Technical Center PR	EDUC	B7AV	B7AV	Regular
OPER	2019	078100041	Alaska Vocational Technical Center SDPR	EDUC	B7AV	B7AV	Regular
OPER	2019	078100050	Alaska Vocational Technical Center FED	EDUC	B7AV	B7AV	Regular
OPER	2019	078100067	Alaska Vocational Technical Center TVEP	EDUC	B7AV	B7AV	Regular
OPER	2019	078100080	Alaska Vocational Technical Center IA	EDUC	B7AV	B7AV	Regular
OPER	2019	078101080	Alaska Health Care Academy Project Unbudgeted IA	EDUC	B7AV	B7AV	Supplemental
OPER	2019	078102080	Carl Perkins Postsecondary Planning Unbudgeted IA	EDUC	B7AV	B7AV	Supplemental
OPER	2019	078200080	AVTEC Facilities Maintenance IA	GGOV	B7AF	B7AV	Regular
OPER	2019	078200090	AVTEC Facilities Maintenance CIP IA	GGOV	B7AF	B7AV	Regular
OPER	2019	078201080	AVTEC Facilities Maintnc Supplemental Support Unbudgeted IA	EDUC	B7AF	B7AV	Supplemental
OPER	2019	07B7ALCRD	Alaska Labor Relations Agency CRD	GGOV	B7AL	B7CA	Regular
OPER	2019	07B7ASCRD	Alaska Safety Advisory Council CRD	PPRO	B7AS	B7LS	Regular
OPER	2019	07B7AVCRD	Alaska Vocational Technical Center CRD	EDUC	B7AV	B7AV	Regular
OPER	2019	07B7COCRD	Commissioner's Office CRD	GGOV	B7CO	B7CA	Regular
OPER	2019	07B7CSCRD	Client Services CRD	DEVL	B7CS	B7VR	Regular
OPER	2019	07B7DDALL	Disability Determination Allocation	HHS	B7DD	B7VR	Regular
OPER	2019	07B7DDCRD	Disability Determination CRD	HHS	B7DD	B7VR	Regular
OPER	2019	07B7DPALL	Data Processing Allocation	GGOV	B7DP	B7CA	Regular
OPER	2019	07B7DPCRD	Data Processing CRD	GGOV	B7DP	B7CA	Regular
OPER	2019	07B7FFCRD	Fishermen's Fund CRD	HHS	B7FF	B7WC	Regular
OPER	2019	07B7LMALL	Labor Market Information Allocation	DEVL	B7LM	B7CA	Regular
OPER	2019	07B7LMCRD	Labor Market Information CRD	DEVL	B7LM	B7CA	Regular
OPER	2019	07B7MICRD	Mechanical Inspection CRD	PPRO	B7MI	B7LS	Regular
OPER	2019	07B7MSCRD	Management Services CRD	GGOV	B7MS	B7CA	Regular
OPER	2019	07B7OSCRD	Occupational Safety and Health CRD	PPRO	B7OS	B7LS	Regular
OPER	2019	07B7U2CRD	Unemployment Insurance FY17 CRD	DEVL	B7U2	B7ET	Regular
OPER	2019	07B7UIALL	Unemployment Insurance Allocation	DEVL	B7U2	B7ET	Regular
OPER	2019	07B7VRCRD	Vocational Rehabilitation Administration CRD	DEVL	B7VR	B7VR	Regular
OPER	2019	07B7W2CRD	Workforce Investment Board FY17 CRD	GGOV	B7W2	B7CA	Regular

AR Class Code	AR Fiscal Year	AR Code	Appropriation Name	AR Category Code	AR Type Code	AR Group Code	Appropriation Classification
OPER	2019	07B7WCCRD	Workers' Compensation CRD	HHS	B7WC	B7WC	Regular
OPER	2019	07B7WDALL	Workforce Development Allocation	DEVL	B7WD	B7ET	Regular
OPER	2019	07B7WDCRD	Workforce Development CRD	DEVL	B7WD	B7ET	Regular
OPER	2019	07B7WHCRD	Wage and Hour Administration CRD	PPRO	B7WH	B7LS	Regular
OPER	2019	07B7WIALL	Workforce Investment Board Allocation	DEVL	B7W2	B7CA	Regular
OPER	2019	07B7WSALL	Workforce Services Allocation	DEVL	B7WS	B7ET	Regular
OPER	2019	07B7WSCRD	Workforce Services CRD	DEVL	B7WS	B7ET	Regular

Major Program Name	Active Flag	Program Name	Funding Priority	Funding Line	Reim Percent	Split Indicator	Suspense Status	Eligible	Exp AR Unit
21D Consultation Agreements CFDA 17.504	Yes	Administration 21D	10	1	90.00	Front End Split (FES)	Allowed for Reimbursement	Yes	074400050
21D Consultation Agreements CFDA 17.504	Yes	Administration 21D	10	2	10.00	Front End Split (FES)	Suspended for Reimbursement	Yes	074400031
21D Consultation Agreements CFDA 17.504	Yes	Administration 21D	89	1	0.00	Front End Split (FES)	Suspended for Reimbursement	Yes	074400031
21D Consultation Agreements CFDA 17.504	Yes	Administration 21D	99	1	100.00	Front End Split (FES)	Allowed for Reimbursement	Yes	074400060
21D Consultation Agreements CFDA 17.504	Yes	Travel 21D	10	1	100.00	Front End Split (FES)	Allowed for Reimbursement	Yes	074400050
21D Consultation Agreements CFDA 17.504	Yes	21D Indirect federal	10	1	100.00	Front End Split (FES)	Allowed for Reimbursement	Yes	071400050
21D Consultation Agreements CFDA 17.504	Yes	21D Indirect federal	10	2	0.00	Front End Split (FES)	Allowed for Reimbursement	Yes	
21D Consultation Agreements CFDA 17.504	Yes	Program 21D	10	1	90.00	Front End Split (FES)	Allowed for Reimbursement	Yes	074400050
21D Consultation Agreements CFDA 17.504	Yes	Program 21D	10	2	10.00	Front End Split (FES)	Suspended for Reimbursement	Yes	074400031
21D Consultation Agreements CFDA 17.504	Yes	Program 21D	89	1	0.00	Front End Split (FES)	Suspended for Reimbursement	Yes	074400031
21D Consultation Agreements CFDA 17.504	Yes	Program 21D	99	1	100.00	Front End Split (FES)	Allowed for Reimbursement	Yes	074400060
21D Consultation Agreements CFDA 17.504	Yes	Program One Time 21D	10	1	100.00	Front End Split (FES)	Allowed for Reimbursement	Yes	074400050
21D Consultation Agreements CFDA 17.504	Yes	Program One Time 21D	10	1	100.00	Front End Split (FES)	Suspended for Reimbursement	Yes	074400031
21D Consultation Agreements CFDA 17.504	Yes	Program One Time 21D	10	1	90.00	Front End Split (FES)	Allowed for Reimbursement	Yes	074400050
21D Consultation Agreements CFDA 17.504	Yes	Program One Time 21D	10	2	10.00	Front End Split (FES)	Suspended for Reimbursement	Yes	074400031
21D Consultation Agreements CFDA 17.504	Yes	Administration 21D	10	1	100.00	Front End Split (FES)	Allowed for Reimbursement	Yes	074400050
21D Consultation Agreements CFDA 17.504	Yes	Administration 21D	10	1	100.00	Front End Split (FES)	Suspended for Reimbursement	Yes	074400031
21D Consultation Agreements CFDA 17.504	Yes	Administration 21D	10	1	100.00	Front End Split (FES)	Allowed for Reimbursement	Yes	074400060
21D Consultation Agreements CFDA 17.504	Yes	Administration 21D	10	1	88.89	Front End Split (FES)	Allowed for Reimbursement	Yes	074400050
21D Consultation Agreements CFDA 17.504	Yes	Administration 21D	10	2	11.11	Front End Split (FES)	Suspended for Reimbursement	Yes	074400031
21D Consultation Agreements CFDA 17.504	Yes	Administration 21D	10	1	88.89	Front End Split (FES)	Allowed for Reimbursement	Yes	074400050
21D Consultation Agreements CFDA 17.504	Yes	Administration 21D	10	2	11.11	Front End Split (FES)	Allowed for Reimbursement	Yes	074400060
21D Consultation Agreements CFDA 17.504	Yes	Administration 21D	10	1	100.00	Front End Split (FES)	Allowed for Reimbursement	Yes	074400050
21D Consultation Agreements CFDA 17.504	Yes	Administration 21D	10	1	100.00	Front End Split (FES)	Suspended for Reimbursement	Yes	
21D Consultation Agreements CFDA 17.504	Yes	Administration 21D	10	1	100.00	Front End Split (FES)	Allowed for Reimbursement	Yes	074400060
21D Consultation Agreements CFDA 17.504	Yes	Program 21D	10	1	100.00	Front End Split (FES)	Allowed for Reimbursement	Yes	074400050
21D Consultation Agreements CFDA 17.504	Yes	Program 21D	10	1	100.00	Front End Split (FES)	Suspended for Reimbursement	Yes	
21D Consultation Agreements CFDA 17.504	Yes	Program 21D	10	1	100.00	Front End Split (FES)	Allowed for Reimbursement	Yes	074400060
21D Consultation Agreements CFDA 17.504	Yes	Program 21D	10	1	100.00	Front End Split (FES)	Allowed for Reimbursement	Yes	074400050
21D Consultation Agreements CFDA 17.504	Yes	Program 21D	10	1	100.00	Front End Split (FES)	Suspended for Reimbursement	Yes	074400031
21D Consultation Agreements CFDA 17.504	Yes	Program 21D	10	1	100.00	Front End Split (FES)	Allowed for Reimbursement	Yes	074400060
21D Consultation Agreements CFDA 17.504	Yes	Program 21D	10	1	90.00	Front End Split (FES)	Allowed for Reimbursement	Yes	074400050
21D Consultation Agreements CFDA 17.504	Yes	Program 21D	10	2	10.00	Front End Split (FES)	Suspended for Reimbursement	Yes	074400031
21D Consultation Agreements CFDA 17.504	Yes	Program 21D	10	1	90.00	Front End Split (FES)	Allowed for Reimbursement	Yes	074400050
21D Consultation Agreements CFDA 17.504	Yes	Program 21D	10	2	10.00	Front End Split (FES)	Allowed for Reimbursement	Yes	074400060
21D Consultation Agreements CFDA 17.504	Yes	Travel 21D	10	1	100.00	Front End Split (FES)	Allowed for Reimbursement	Yes	074400050
21D Consultation Agreements CFDA 17.504	Yes	Travel 21D	10	1	100.00	Front End Split (FES)	Allowed for Reimbursement	Yes	074400050
21D Consultation Agreements CFDA 17.504	Yes	MS Indirect for 21D Federal	10	1	100.00	Front End Split (FES)	Allowed for Reimbursement	Yes	071400050
21D Consultation Agreements CFDA 17.504	Yes	MS Indirect for 21D GF Match	10	1	100.00	Front End Split (FES)	Allowed for Reimbursement	Yes	074400031
21D Consultation Agreements CFDA 17.504	Yes	MS Indirect for 21D WSCAA Match	10	1	100.00	Front End Split (FES)	Allowed for Reimbursement	Yes	074400060
23G Occupational Safety and Health_State Program CFDA 17.503	Yes	Administration 23G	10	1	50.00	Front End Split (FES)	Allowed for Reimbursement	Yes	074400050
23G Occupational Safety and Health_State Program CFDA 17.503	Yes	Administration 23G	10	2	50.00	Front End Split (FES)	Allowed for Reimbursement	Yes	074400031
23G Occupational Safety and Health_State Program CFDA 17.503	Yes	Administration 23G	89	1	100.00	Front End Split (FES)	Suspended for Reimbursement	Yes	074400031

Major Program Name	Active Flag	Program Name	Funding Priority	Funding Line	Reim Percent	Split Indicator	Suspense Status	Eligible	Exp AR Unit
23G Occupational Safety and Health_State Program CFDA 17.503	Yes	Administration 23G	99	1	100.00	Front End Split (FES)	Allowed for Reimbursement	Yes	074400060
23G Occupational Safety and Health_State Program CFDA 17.503	Yes	23G Indirect federal	10	1	100.00	Front End Split (FES)	Allowed for Reimbursement	Yes	071400050
23G Occupational Safety and Health_State Program CFDA 17.503	Yes	Program 23G	10	1	50.00	Front End Split (FES)	Allowed for Reimbursement	Yes	074400050
23G Occupational Safety and Health_State Program CFDA 17.503	Yes	Program 23G	10	2	50.00	Front End Split (FES)	Allowed for Reimbursement	Yes	074400031
23G Occupational Safety and Health_State Program CFDA 17.503	Yes	Program 23G	89	1	100.00	Front End Split (FES)	Suspended for Reimbursement	Yes	074400031
23G Occupational Safety and Health_State Program CFDA 17.503	Yes	Program 23G	99	1	100.00	Front End Split (FES)	Allowed for Reimbursement	Yes	074400060
Occupational Safety and Health_State Program CFDA 17.503	Yes	Program One Time 23G	10	1	100.00	Front End Split (FES)	Allowed for Reimbursement	Yes	074400050
Occupational Safety and Health_State Program CFDA 17.503	Yes	Program One Time 23G	10	1	100.00	Front End Split (FES)	Suspended for Reimbursement	Yes	074400031
Occupational Safety and Health_State Program CFDA 17.503	Yes	Program One Time 23G	10	1	50.00	Front End Split (FES)	Allowed for Reimbursement	Yes	074400050
Occupational Safety and Health_State Program CFDA 17.503	Yes	Program One Time 23G	10	2	50.00	Front End Split (FES)	Suspended for Reimbursement	Yes	074400031
Occupational Safety and Health_State Program CFDA 17.503	Yes	Administration 23G	10	1	100.00	Front End Split (FES)	Allowed for Reimbursement	Yes	074400050
Occupational Safety and Health_State Program CFDA 17.503	Yes	Administration 23G	10	1	100.00	Front End Split (FES)	Suspended for Reimbursement	Yes	074400031
Occupational Safety and Health_State Program CFDA 17.503	Yes	Administration 23G	10	1	100.00	Front End Split (FES)	Allowed for Reimbursement	Yes	074400060
Occupational Safety and Health_State Program CFDA 17.503	Yes	Administration 23G	10	1	50.00	Front End Split (FES)	Allowed for Reimbursement	Yes	074400050
Occupational Safety and Health_State Program CFDA 17.503	Yes	Administration 23G	10	2	50.00	Front End Split (FES)	Suspended for Reimbursement	Yes	074400031
Occupational Safety and Health_State Program CFDA 17.503	Yes	Administration 23G	10	1	50.00	Front End Split (FES)	Allowed for Reimbursement	Yes	074400050
Occupational Safety and Health_State Program CFDA 17.503	Yes	Administration 23G	10	2	50.00	Front End Split (FES)	Suspended for Reimbursement	Yes	074400060
Occupational Safety and Health_State Program CFDA 17.503	Yes	Administration 23G	10	1	100.00	Front End Split (FES)	Allowed for Reimbursement	Yes	074400050
Occupational Safety and Health_State Program CFDA 17.503	Yes	Administration 23G	10	1	100.00	Front End Split (FES)	Suspended for Reimbursement	Yes	
Occupational Safety and Health_State Program CFDA 17.503	Yes	Administration 23G	10	1	100.00	Front End Split (FES)	Allowed for Reimbursement	Yes	074400060
Occupational Safety and Health_State Program CFDA 17.503	Yes	Administration 23G	10	1	100.00	Front End Split (FES)	Allowed for Reimbursement	Yes	074400060
Occupational Safety and Health_State Program CFDA 17.503	Yes	Program 23G	10	1	100.00	Front End Split (FES)	Allowed for Reimbursement	Yes	074400050
Occupational Safety and Health_State Program CFDA 17.503	Yes	Program 23G	10	1	100.00	Front End Split (FES)	Suspended for Reimbursement	Yes	
Occupational Safety and Health_State Program CFDA 17.503	Yes	Program 23G	10	1	100.00	Front End Split (FES)	Allowed for Reimbursement	Yes	074400060
Occupational Safety and Health_State Program CFDA 17.503	Yes	Program 23G	10	1	100.00	Front End Split (FES)	Allowed for Reimbursement	Yes	074400050
Occupational Safety and Health_State Program CFDA 17.503	Yes	Program 23G	10	1	100.00	Front End Split (FES)	Suspended for Reimbursement	Yes	074400031

Major Program Name	Active Flag	Program Name	Funding Priority	Funding Line	Reim Percent	Split Indicator	Suspense Status	Eligible	Exp AR Unit
Occupational Safety and Health_State Program CFDA 17.503	Yes	Program 23G	10	1	100.00	Front End Split (FES)	Allowed for Reimbursement	Yes	074400060
Occupational Safety and Health_State Program CFDA 17.503	Yes	Program 23G	10	1	50.00	Front End Split (FES)	Allowed for Reimbursement	Yes	074400050
Occupational Safety and Health_State Program CFDA 17.503	Yes	Program 23G	10	2	50.00	Front End Split (FES)	Allowed for Reimbursement	Yes	074400031
Occupational Safety and Health_State Program CFDA 17.503	Yes	Program 23G	10	1	50.00	Front End Split (FES)	Allowed for Reimbursement	Yes	074400050
Occupational Safety and Health_State Program CFDA 17.503	Yes	Program 23G	10	2	50.00	Front End Split (FES)	Allowed for Reimbursement	Yes	074400060
Occupational Safety and Health_State Program CFDA 17.503	Yes	MS Indirect for 23G Federal	10	1	100.00	Front End Split (FES)	Allowed for Reimbursement	Yes	071400050
Occupational Safety and Health_State Program CFDA 17.503	Yes	MS Indirect for 23G GF Match	10	1	100.00	Front End Split (FES)	Allowed for Reimbursement	Yes	074400031
Occupational Safety and Health_State Program CFDA 17.503	Yes	MS Indirect for 23G WSCAA Match	10	1	100.00	Front End Split (FES)	Allowed for Reimbursement	Yes	074400060
Virtual Contact Center - DOA	No	Virtual Contact Center - DOA	10	1	100.00	Front End Split (FES)	Allowed for Reimbursement	Yes	075200080
Virtual Contact Center - DOA	Yes	DOA/UI Virtual Contact Center	10	1	100.00	Front End Split (FES)	Allowed for Reimbursement	Yes	075700080
Adult Education - Basic Grants to States (ABE) CDFA 84.002	Yes	Adult Basic Education-English Literacy & Civics	10	1	100.00	Front End Split (FES)	Allowed for Reimbursement	Yes	075400050
Adult Education - Basic Grants to States (ABE) CDFA 84.002	Yes	Adult Basic Education-General Education Development	10	1	100.00	Front End Split (FES)	Allowed for Reimbursement	Yes	075400031
Adult Education - Basic Grants to States (ABE) CDFA 84.002	Yes	Adult Basic Education-Basic Grant to State	10	1	31.00	Front End Split (FES)	Allowed for Reimbursement	Yes	075400050
Adult Education - Basic Grants to States (ABE) CDFA 84.002	Yes	Adult Basic Education-Basic Grant to State	10	2	69.00	Front End Split (FES)	Allowed for Reimbursement	Yes	075400031
Adult Education - Basic Grants to States (ABE) CDFA 84.002	Yes	Adult Basic Education-Basic Grant to State	10	1	100.00	Front End Split (FES)	Allowed for Reimbursement	Yes	075500050
Adult Education - Basic Grants to States (ABE) CDFA 84.002	Yes	Adult Basic Education-Basic Grant to State	10	1	100.00	Front End Split (FES)	Allowed for Reimbursement	Yes	075400050
Adult Education - Basic Grants to States (ABE) CDFA 84.002	Yes	Adult Basic Education-Basic Grant to State	10	1	100.00	Front End Split (FES)	Allowed for Reimbursement	Yes	075400050
Adult Education - Basic Grants to States (ABE) CDFA 84.002	Yes	Adult Basic Education-Basic Grant to State	10	1	100.00	Front End Split (FES)	Suspended for Reimbursement	Yes	075400031
Adult Education - Basic Grants to States (ABE) CDFA 84.002	Yes	Adult Basic Education-English Literacy & Civics	10	1	100.00	Front End Split (FES)	Allowed for Reimbursement	Yes	075500050
Adult Education - Basic Grants to States (ABE) CDFA 84.002	Yes	Adult Basic Education-General Education Development	10	1	100.00	Front End Split (FES)	Allowed for Reimbursement	Yes	075500031
Adult Education - Basic Grants to States (ABE) CDFA 84.002	Yes	Adult Basic Education-Basic Grant to State	10	1	100.00	Front End Split (FES)	Allowed for Reimbursement	Yes	075500050
Adult Education - Basic Grants to States (ABE) CDFA 84.002	Yes	Adult Basic Education-Basic Grant to State	10	1	100.00	Front End Split (FES)	Allowed for Reimbursement	Yes	075500031
Adult Education - Basic Grants to States (ABE) CDFA 84.002	Yes	ABE Federal Indirect	10	1	100.00	Front End Split (FES)	Allowed for Reimbursement	Yes	071400050
Adult Education - Basic Grants to States (ABE) CDFA 84.002	Yes	ETS Indirect for Adult Basic Education WD	10	1	100.00	Front End Split (FES)	Allowed for Reimbursement	Yes	075110050

Major Program Name	Active Flag	Program Name	Funding Priority	Funding Line	Reim Percent	Split Indicator	Suspense Status	Eligible	Exp AR Unit
Apprenticeship USA Grants CFDA 17.285	Yes	Apprenticeship USA State Accelerator	10	1	100.00	Front End Split (FES)	Allowed for Reimbursement	Yes	075500050
Apprenticeship USA Grants CFDA 17.285	Yes	App USA Expansion Base Project	10	1	100.00	Front End Split (FES)	Allowed for Reimbursement	Yes	075500050
Apprenticeship USA Grants CFDA 17.285	Yes	App USA Expansion Cap Breaker Project	10	1	100.00	Front End Split (FES)	Allowed for Reimbursement	Yes	075500050
Apprenticeship USA Grants CFDA 17.285	Yes	ETS Indirect for Apprenticeship USA WD	10	1	100.00	Front End Split (FES)	Allowed for Reimbursement	Yes	075110050
Apprenticeship USA Grants CFDA 17.285	Yes	ET Indirect for AppUSA Expansion Base Project	10	1	100.00	Front End Split (FES)	Allowed for Reimbursement	Yes	075110050
Apprenticeship USA Grants CFDA 17.285	Yes	ET Indirect for AppUSA Expansion Cap Breaker Prj	10	1	100.00	Front End Split (FES)	Allowed for Reimbursement	Yes	075110050
Apprenticeship USA Grants CFDA 17.285	Yes	MS Indirect for Apprenticeship USA WD	10	1	100.00	Front End Split (FES)	Allowed for Reimbursement	Yes	071400050
Apprenticeship USA Grants CFDA 17.285	Yes	MS Indirect for AppUSA Expansion Base Project	10	1	100.00	Front End Split (FES)	Allowed for Reimbursement	Yes	071400050
Apprenticeship USA Grants CFDA 17.285	Yes	MS Indirect for AppUSA Expansion Cap Breaker Prj	10	1	100.00	Front End Split (FES)	Allowed for Reimbursement	Yes	071400050
ACL Assistive Technology CFDA 93.464	Yes	Assistive Technology	10	1	100.00	Front End Split (FES)	Allowed for Reimbursement	Yes	077500050
ACL Assistive Technology CFDA 93.464	Yes	Assistive Tech Indirect	10	1	100.00	Front End Split (FES)	Allowed for Reimbursement	Yes	071400050
ACL Assistive Technology CFDA 93.464	Yes	AT VR Indirect federal	10	1	100.00	Front End Split (FES)	Allowed for Reimbursement	Yes	077100050
ACL Assistive Technology CFDA 93.464	Yes	MS Indirect Assistive Tech Leadership	10	1	100.00	Front End Split (FES)	Allowed for Reimbursement	Yes	071400050
ACL Assistive Technology CFDA 93.464	Yes	MS Indirect Assistive Tech State Level	10	1	100.00	Front End Split (FES)	Allowed for Reimbursement	Yes	071400050
ACL Assistive Technology CFDA 93.464	Yes	VR Indirect Assistive Tech Leadership	10	1	100.00	Front End Split (FES)	Allowed for Reimbursement	Yes	077100050
ACL Assistive Technology CFDA 93.464	Yes	VR Indirect Assistive Tech State Level	10	1	100.00	Front End Split (FES)	Allowed for Reimbursement	Yes	077100050
Alternative Trade Adjustment Assistance Benefits CFDA 17.225	Yes	Alternative Trade Adjustment Assistance Benefits	10	1	100.00	Front End Split (FES)	Allowed for Reimbursement	Yes	075500050
Alternative Trade Adjustment Assistance Benefits CFDA 17.225	Yes	Alternative Trade Adjustment Assistance Benefits	10	1	100.00	Front End Split (FES)	Allowed for Reimbursement	Yes	075500050
Alternative Trade Adjustment Assistance Benefits CFDA 17.225	Yes	Alternative Trade Adjustment Assistance (ATTA) Benefits	10	1	100.00	Front End Split (FES)	Allowed for Reimbursement	Yes	075200050
Alternative Trade Adjustment Assistance Benefits CFDA 17.225	Yes	Alternative Trade Adjustment Assistance (ATTA) Benefits	10	1	100.00	Front End Split (FES)	Allowed for Reimbursement	Yes	075100050
DOL RSA with DOL	Yes	Wc .Net Upgrade And Rewrite	10	1	100.00	Front End Split (FES)	Allowed for Reimbursement	Yes	07RS27756
Indirect Revenue Transfer / MS-CO, LMI, AVTEC	Yes	ICP MS - Commissioner's Office	10	1	100.00	Front End Split (FES)	Allowed for Reimbursement	Yes	071100080
Indirect Revenue Transfer / MS-CO, LMI, AVTEC	Yes	ICP MS - Labor Market Information	10	1	100.00	Front End Split (FES)	Allowed for Reimbursement	Yes	071800080
Indirect Revenue Transfer / MS-CO, LMI, AVTEC	Yes	ICP MS - AVTEC	10	1	100.00	Front End Split (FES)	Allowed for Reimbursement	Yes	078100080
Certified Payroll Internet	Yes	Certified Payroll Internet	10	1	100.00	Front End Split (FES)	Allowed for Reimbursement	Yes	071700080

Major Program Name	Active Flag	Program Name	Funding Priority	Funding Line	Reim Percent	Split Indicator	Suspense Status	Eligible	Exp AR Unit
IT Support for Certificate of Fitness	Yes	IT Support for Certificate of Fitness	10	1	100.00	Front End Split (FES)	Allowed for Reimbursement	Yes	071700080
Certified Payroll	Yes	Certified Payroll	10	1	100.00	Front End Split (FES)	Allowed for Reimbursement	Yes	071700080
DETS EGrAMS and Sharepoint Management Support	Yes	DETS EGrAMS and Sharepoint Management Support	10	1	100.00	Front End Split (FES)	Allowed for Reimbursement	Yes	071700080
DETS EGrAMS and Sharepoint Management Support	Yes	DETS EGrAMS and Sharepoint Management Support	10	1	100.00	Front End Split (FES)	Allowed for Reimbursement	Yes	071700080
WC-DP Systems Enhancements	Yes	WC-DP Systems Enhancements	10	1	100.00	Front End Split (FES)	Allowed for Reimbursement	Yes	071700080
WD-DP Healthcare Tax Credit	Yes	Healthcare Tax Credit	10	1	100.00	Front End Split (FES)	Allowed for Reimbursement	Yes	071700080
Capital Unbudgeted Management Info System - ICM & Egrams	Yes	Capital Unbudgeted Management Info System - ICM & Egrams	10	1	100.00	Front End Split (FES)	Allowed for Reimbursement	Yes	07RS75901
DETS ICM Project Management Support	Yes	DETS ICM Project Management Support	10	1	100.00	Front End Split (FES)	Allowed for Reimbursement	Yes	071700080
DETS ICM Project Management Support	Yes	DETS ICM Project Management Support	10	1	100.00	Front End Split (FES)	Allowed for Reimbursement	Yes	071700080
SARA Software for DVR	Yes	SARA Software for DVR	10	1	100.00	Front End Split (FES)	Allowed for Reimbursement	Yes	071700080
UI-ASD DP Data Analytics SBR	Yes	UI-ASD DP Data Analytics SBR	10	1	100.00	Front End Split (FES)	Allowed for Reimbursement	Yes	071700080
DVR CS-DP UI Wage Data Export Software	No	DVR CS-DP UI Wage Data Export Software	10	1	100.00	Front End Split (FES)	Allowed for Reimbursement	Yes	071700080
ACPE-LMI AK Performance Outcomes Report	Yes	ACPE-LMI AK Performance Outcomes Report	10	1	100.00	Front End Split (FES)	Allowed for Reimbursement	Yes	071800080
UI-LMI Data Analytics SBR	Yes	UI-LMI Data Analytics SBR	10	1	100.00	Front End Split (FES)	Allowed for Reimbursement	Yes	071800080
Wage Trajectories for Public and Private Sector Employees	Yes	Wage Trajectories for Public and Private Sector Employees	10	1	100.00	Front End Split (FES)	Allowed for Reimbursement	Yes	071800080
WD-WS Linking Employment Activities Program LEAP	Yes	WD-WS Linking Employment Activities Program LEAP	10	1	100.00	Front End Split (FES)	Allowed for Reimbursement	Yes	075300080
Reducing Recidivism Through Employment	Yes	Reducing Recidivism Through Employment	10	1	100.00	Front End Split (FES)	Allowed for Reimbursement	Yes	075300080
UI-WS Reemployment Services and Eligibility Assessment	Yes	UI-WS Reemployment Services and Eligibility Assessment	10	1	100.00	Front End Split (FES)	Allowed for Reimbursement	Yes	075300080
WD-WS SCSEP Support for OEC	Yes	WD-WS SCSEP Support for OEC	10	1	100.00	Front End Split (FES)	Allowed for Reimbursement	Yes	075300080
WD-WS WIOA Adult	Yes	WD-WS WIOA Adult	10	1	100.00	Front End Split (FES)	Allowed for Reimbursement	Yes	075300080
WD-WS WIOA Dislocated Worker	Yes	WD-WS WIOA Dislocated Worker	10	1	100.00	Front End Split (FES)	Allowed for Reimbursement	Yes	075300080
Publications Work for TAA HCTC	Yes	Publications Work for TAA HCTC	10	1	100.00	Front End Split (FES)	Allowed for Reimbursement	Yes	075700080
Direct Data Processing Support by PCN 05-2099	No	Direct Data Processing Support by PCN 05-2099	10	1	100.00	Front End Split (FES)	Allowed for Reimbursement	Yes	071700080
Direct Data Processing Support by PCN 05-2099	Yes	Direct Data Processing PCN 05-2099	10	1	100.00	Front End Split (FES)	Allowed for Reimbursement	Yes	071700080
Executive Secretary Backup	Yes	Executive Secretary Backup	10	1	100.00	Front End Split (FES)	Allowed for Reimbursement	Yes	076100080

Major Program Name	Active Flag	Program Name	Funding Priority	Funding Line	Reim Percent	Split Indicator	Suspense Status	Eligible	Exp AR Unit
Executive Secretary Backup	Yes	Executive Secretary Back-up	10	1	100.00	Front End Split (FES)	Allowed for Reimbursement	Yes	071120080
Executive Secretary Backup	Yes	Executive Secretary Backup	10	1	100.00	Front End Split (FES)	Allowed for Reimbursement	Yes	071120080
LMI-DP ACPE Statewide Longitudinal Data System (SLDS) Partne	No	LMI-DP SLDS Partner Agency	10	1	100.00	Front End Split (FES)	Allowed for Reimbursement	Yes	071700080
LMI-DP ACPE Statewide Longitudinal Data System (SLDS) Partne	Yes	LMI-DP ACPE Statewide Longitudinal Data System (SLDS) Partne	10	1	100.00	Front End Split (FES)	Allowed for Reimbursement	Yes	071700080
Occupational Database Program Maintenance & Enhancements	No	Occupational Database Program Maintenance & Enhancements	10	1	100.00	Front End Split (FES)	Allowed for Reimbursement	Yes	071700080
Occupational Database Program Maintenance & Enhancements	Yes	Occupational Database Program Maintenance & Enhancements	10	1	100.00	Front End Split (FES)	Allowed for Reimbursement	Yes	071700080
AWIB Oversight - Funding from DVR	Yes	AWIB Oversight - Funding from DVR	10	1	100.00	Front End Split (FES)	Allowed for Reimbursement	Yes	076100080
AWIB Oversight - Funding from DVR	Yes	WIB Oversight - Funding from DVR	10	1	100.00	Front End Split (FES)	Allowed for Reimbursement	Yes	071120080
AWIB Oversight - Funding from DVR	Yes	AWIB Oversight - Funding from DVR	10	1	100.00	Front End Split (FES)	Allowed for Reimbursement	Yes	071120080
Worker's Compensation Data Systems Support	No	Worker's Compensation Data Systems Support	10	1	100.00	Front End Split (FES)	Allowed for Reimbursement	Yes	071700080
Worker's Compensation Data Systems Support	Yes	WC Data Systems Support	10	1	100.00	Front End Split (FES)	Allowed for Reimbursement	Yes	071700080
WC.Net Upgrade and Rewrite	Yes	WC.Net Upgrade and Rewrite	10	1	100.00	Front End Split (FES)	Allowed for Reimbursement	Yes	07RS63106
WC-DP Fishermen's Fund Maintenance	No	WC-DP Fishermen's Fund Maintenance	10	1	100.00	Front End Split (FES)	Allowed for Reimbursement	Yes	071700080
WC-DP Fishermen's Fund Maintenance	Yes	WC-DP Fishermen's Fund Maintenance	10	1	100.00	Front End Split (FES)	Allowed for Reimbursement	Yes	071700080
Davis Bacon Wage Survey	No	Davis Bacon Wage Survey	10	1	100.00	Front End Split (FES)	Allowed for Reimbursement	Yes	071800080
Davis Bacon Wage Survey	Yes	Davis Bacon Wage Survey	10	1	100.00	Front End Split (FES)	Allowed for Reimbursement	Yes	071800080
OSH Review Board for Administrative Support	Yes	OSH Review Board for Administrative Support	10	1	100.00	Front End Split (FES)	Allowed for Reimbursement	Yes	071100080
OSH Review Board for Administrative Support	Yes	OSH Review Board Administrative Support	10	1	100.00	Front End Split (FES)	Allowed for Reimbursement	Yes	071100080
Child Labor Safety & Health Inspections/Enforcements	Yes	Child Labor Safety & Health Inspects/Enforces-was RSA0754203	10	1	100.00	Front End Split (FES)	Allowed for Reimbursement	Yes	074200080
Child Labor Safety & Health Inspections/Enforcements	Yes	Child Labor Safety and Health Inspections Enforcements	10	1	100.00	Front End Split (FES)	Allowed for Reimbursement	Yes	074200080
MI Occupational Safety Inspections	No	MI Occupational Safety Inspections	10	1	100.00	Front End Split (FES)	Allowed for Reimbursement	Yes	074300080
MI Occupational Safety Inspections	Yes	MI Occupational Safety Inspections	10	1	100.00	Front End Split (FES)	Allowed for Reimbursement	Yes	074300080
UI Release of Confidential Information	Yes	UI Release of Confidential Information	10	1	100.00	Front End Split (FES)	Allowed for Reimbursement	Yes	075200080
UI Release of Confidential Information	Yes	WS-UI Release of Confidential Information	10	1	100.00	Front End Split (FES)	Allowed for Reimbursement	Yes	075700080

Major Program Name	Active Flag	Program Name	Funding Priority	Funding Line	Reim Percent	Split Indicator	Suspense Status	Eligible	Exp AR Unit
Trade Adjustment Assistance Database Support	No	Trade Adjustment Assistance Database Support	10	1	100.00	Front End Split (FES)	Allowed for Reimbursement	Yes	071700080
Trade Adjustment Assistance Database Support	Yes	Trade Adjustment Assistance Database Support	10	1	100.00	Front End Split (FES)	Allowed for Reimbursement	Yes	071700080
Trade Adjustment Assistance Database Support	Yes	Trade Adjustment Assistance Database Support	10	1	100.00	Front End Split (FES)	Allowed for Reimbursement	Yes	071700080
AWIB Oversight	No	AWIB Oversight	10	1	100.00	Front End Split (FES)	Allowed for Reimbursement	Yes	076100080
AWIB Oversight	Yes	AWIB Oversight - T&B	10	1	100.00	Front End Split (FES)	Allowed for Reimbursement	Yes	071120080
AWIB Oversight	Yes	WIB Oversight Workforce Services	10	1	100.00	Front End Split (FES)	Allowed for Reimbursement	Yes	071120080
AWIB Oversight	Yes	AWIB Oversight	10	1	100.00	Front End Split (FES)	Allowed for Reimbursement	Yes	071120080
ETS Virtual Contact Center - UI	No	ETS Virtual Contact Center - UI	10	1	100.00	Front End Split (FES)	Allowed for Reimbursement	Yes	075200080
ETS Virtual Contact Center - UI	Yes	WD-UI Virtual Contact Center	10	1	100.00	Front End Split (FES)	Allowed for Reimbursement	Yes	075700080
ETS Virtual Contact Center - UI	Yes	WD-UI Virtual Contact Center	10	1	100.00	Front End Split (FES)	Allowed for Reimbursement	Yes	075700080
ETS-LMI Labor Market & Trends Anc/Jnu	No	ETS-LMI Labor Market & Trends Anc/Jnu	10	1	100.00	Front End Split (FES)	Allowed for Reimbursement	Yes	071800080
ETS-LMI Labor Market & Trends Anc/Jnu	No	Labor Market & Trends Anc/Jnu	10	1	100.00	Front End Split (FES)	Allowed for Reimbursement	Yes	071800080
ETS-LMI Labor Market & Trends Anc/Jnu	Yes	Labor Market and Trends ANC/JNU	10	1	100.00	Front End Split (FES)	Allowed for Reimbursement	Yes	071800080
UI Reemployment Eligibility Assessment - ETS	Yes	UI Reemployment Eligibility Assessment - ETS	10	1	100.00	Front End Split (FES)	Allowed for Reimbursement	Yes	075100080
UI Reemployment Eligibility Assessment	No	UI Reemployment Eligibility Assessment	10	1	100.00	Front End Split (FES)	Allowed for Reimbursement	Yes	071702080
UI Reemployment Eligibility Assessment	No	UI Reemployment Eligibility Assessment	10	1	100.00	Front End Split (FES)	Allowed for Reimbursement	Yes	071700080
STEP/TVEP Tax Collection	No	STEP/TVEP Tax Collection	10	1	50.00	Front End Split (FES)	Allowed for Reimbursement	Yes	071700080
STEP/TVEP Tax Collection	No	STEP/TVEP Tax Collection	10	2	50.00	Front End Split (FES)	Allowed for Reimbursement	Yes	071700080
STEP/TVEP Tax Collection	Yes	STEP/TVEP Tax Collection	10	1	100.00	Front End Split (FES)	Allowed for Reimbursement	Yes	071700080
UI SIDES Implementation	No	UI SIDES Implementation	10	1	100.00	Front End Split (FES)	Allowed for Reimbursement	Yes	071701080
UI SIDES Implementation	Yes	UI SIDES Implementation	10	1	100.00	Front End Split (FES)	Allowed for Reimbursement	Yes	071701080
Treasury Offset Project (TOP)	Yes	Treasury Offset Project (TOP)	10	1	100.00	Front End Split (FES)	Allowed for Reimbursement	Yes	071700080
Treasury Offset Project (TOP)	Yes	Treasury Offset Project	10	1	100.00	Front End Split (FES)	Allowed for Reimbursement	Yes	071700080
UI BARTS Project	No	UI BARTS Project	10	1	100.00	Front End Split (FES)	Allowed for Reimbursement	Yes	071703080
UI BARTS Project	Yes	UI BARTS Project	10	1	100.00	Front End Split (FES)	Allowed for Reimbursement	Yes	071703080
UI - LMI Actuarial Research	No	UI - LMI Actuarial Research	10	1	100.00	Front End Split (FES)	Allowed for Reimbursement	Yes	071800080
UI - LMI Actuarial Research	Yes	UI LMI Actuarial Research	10	1	100.00	Front End Split (FES)	Allowed for Reimbursement	Yes	071800080
UI Profiling Services	No	UI Profiling Services	10	1	100.00	Front End Split (FES)	Allowed for Reimbursement	Yes	071800080
UI Profiling Services	Yes	UI Profiling Services	10	1	100.00	Front End Split (FES)	Allowed for Reimbursement	Yes	071800080
UI Management Tax Collection Support Services (STEP/TVEP)	Yes	UI Management Tax Collection Support Services (STEP/TVEP)	10	1	100.00	Front End Split (FES)	Allowed for Reimbursement	Yes	075100080

Major Program Name	Active Flag	Program Name	Funding Priority	Funding Line	Reim Percent	Split Indicator	Suspense Status	Eligible	Exp AR Unit
UI Reemployment Services Eligibility Assessment - ETS	No	UI Reemployment Services Eligibility Assessment - ETS	10	1	100.00	Front End Split (FES)	Allowed for Reimbursement	Yes	075100080
UI Reemployment Services Eligibility Assessment - ETS	Yes	UI/WS Reemployment Services Eligibility RESEA	10	1	100.00	Front End Split (FES)	Allowed for Reimbursement	Yes	075300080
Director's Office Management Administration Support	Yes	Director's Office Management Administration Support	10	1	100.00	Front End Split (FES)	Allowed for Reimbursement	Yes	075100080
Adult Basic Education Database Support	No	Adult Basic Education Database Support	10	1	100.00	Front End Split (FES)	Allowed for Reimbursement	Yes	071700080
Adult Basic Education Database Support	Yes	Adult Basic Education Database Support	10	1	100.00	Front End Split (FES)	Allowed for Reimbursement	Yes	071700080
BSC ETS STEP Services	Yes	BSC ETS STEP Services	10	1	100.00	Front End Split (FES)	Allowed for Reimbursement	Yes	075100080
BSC ETS STEP Services	Yes	WD-WS STEP Services	10	1	100.00	Front End Split (FES)	Allowed for Reimbursement	Yes	075300080
STEP SCSEP Match	Yes	STEP SCSEP Match	10	1	100.00	Front End Split (FES)	Allowed for Reimbursement	Yes	075100080
WIOA Rapid Response - Unemployment Insurance	No	WIOA Rapid Response - Unemployment Insurance	10	1	100.00	Front End Split (FES)	Allowed for Reimbursement	Yes	075200080
WIOA Rapid Response - Unemployment Insurance	Yes	WD-UI WIOA Rapid Response	10	1	100.00	Front End Split (FES)	Allowed for Reimbursement	Yes	075700080
WIOA Youth Program - AVTEC	No	WIOA Youth Program - AVTEC	10	1	100.00	Front End Split (FES)	Allowed for Reimbursement	Yes	078100080
WIOA Youth Program - AVTEC	Yes	WIOA Youth Program - AVTEC	10	1	100.00	Front End Split (FES)	Allowed for Reimbursement	Yes	078100080
Workforce Innovation & Opportunity Act-Adult	Yes	Workforce Innovation & Opportunity Act-Adult	10	1	100.00	Front End Split (FES)	Allowed for Reimbursement	Yes	075100080
Workforce Innovation & Opportunity Act-Adult	Yes	Workforce Innovation & Opportunity Act-Adult	20	1	100.00	Front End Split (FES)	Allowed for Reimbursement	Yes	075100080
Workforce Innovation & Opportunity Act-Adult	Yes	Workforce Innovation & Opportunity Act-Adult	30	1	100.00	Front End Split (FES)	Allowed for Reimbursement	Yes	075100080
BSC ETS TVEP Services	Yes	BSC ETS TVEP Services	10	1	100.00	Front End Split (FES)	Allowed for Reimbursement	Yes	075100080
WIOA - Local Administration	No	WIOA - Local Administration	10	1	100.00	Front End Split (FES)	Allowed for Reimbursement	Yes	075300080
WIOA - Local Administration	Yes	WIOA - Local Administration	10	1	100.00	Front End Split (FES)	Allowed for Reimbursement	Yes	075100080
WIOA - Dislocated Worker & Rapid Response	Yes	WIOA - Dislocated Worker & Rapid Response	10	1	100.00	Front End Split (FES)	Allowed for Reimbursement	Yes	075100080
Alaska Health Care Academy Project	Yes	Alaska Health Care Academy Project	10	1	100.00	Front End Split (FES)	Allowed for Reimbursement	Yes	078100080
Alaska Health Care Academy Project	Yes	Alaska Health Care Academy Project	20	1	100.00	Front End Split (FES)	Allowed for Reimbursement	Yes	078101080
STEP Support by Anch Grants Staff	Yes	STEP Support by Anch Grants Staff	10	1	100.00	Front End Split (FES)	Allowed for Reimbursement	Yes	075100080
WIA Dislocated Worker Training - National Emergency Grant (D)	No	WIA Dislocated Worker Training - National Emergency Grant (D)	10	1	100.00	Front End Split (FES)	Allowed for Reimbursement	Yes	075100080
WIA Dislocated Worker Training - National Emergency Grant (D)	Yes	WIA Dislocated Worker Training - NEG	10	1	100.00	Front End Split (FES)	Allowed for Reimbursement	Yes	075300080
Annual Support WIA and STEP Analysis ODB	Yes	Annual Support WIA and STEP Analysis ODB	10	1	100.00	Front End Split (FES)	Allowed for Reimbursement	Yes	071800080
Annual Support WIA and STEP Analysis ODB	Yes	Annual Support WIA and STEP Analysis (ODB)	10	1	100.00	Front End Split (FES)	Allowed for Reimbursement	Yes	071800080
WIOA - Adult Merged Staff	Yes	WIOA - Adult Merged Staff	10	1	100.00	Front End Split (FES)	Allowed for Reimbursement	Yes	075101080

Major Program Name	Active Flag	Program Name	Funding Priority	Funding Line	Reim Percent	Split Indicator	Suspense Status	Eligible	Exp AR Unit
WIOA - Dislocated Worker & Rapid Response for Merged Staff	Yes	WIOA - Dislocated Worker & Rapid Response for Merged Staff	10	1	100.00	Front End Split (FES)	Allowed for Reimbursement	Yes	075102080
WIA Dislocated Worker NEG for Merged Staff	Yes	WIA Dislocated Worker NEG for Merged Staff	10	1	100.00	Front End Split (FES)	Allowed for Reimbursement	Yes	075100080
WIOA Youth - Anchorage Grant Staff - Merged Staff	Yes	WIOA Youth - Anchorage Grant Staff - Merged Staff	10	1	100.00	Front End Split (FES)	Allowed for Reimbursement	Yes	075103080
FY16 WIOA Statewide - Merged	Yes	WIOA Statewide - Merged	10	1	100.00	Front End Split (FES)	Allowed for Reimbursement	Yes	075100080
ACA - DETS - Alaska Construction Academy	Yes	ACA - DETS - Alaska Construction Academy	10	1	100.00	Front End Split (FES)	Allowed for Reimbursement	Yes	075100080
AWIB Oversight - Funding From AVTEC	Yes	AWIB Oversight - Funding From AVTEC	10	1	100.00	Front End Split (FES)	Allowed for Reimbursement	Yes	076100080
AWIB Oversight - Funding From AVTEC	Yes	AWIB Oversight - Funding from AVTEC	10	1	100.00	Front End Split (FES)	Allowed for Reimbursement	Yes	071120080
AWIB Oversight - Funding From AVTEC	Yes	AWIB Oversight - Funding from AVTEC	10	1	100.00	Front End Split (FES)	Allowed for Reimbursement	Yes	071120080
AVTEC Facilities Maintenance	Yes	AVTEC Facilities Maintenance	10	1	100.00	Front End Split (FES)	Allowed for Reimbursement	Yes	078200080
AVTEC Facilities Maintenance	Yes	AVTEC Facilities Maintenance	10	1	100.00	Front End Split (FES)	Allowed for Reimbursement	Yes	078200080
AVTEC Facilities Maintenance Supplemental Support	Yes	AVTEC Facilities Maintenance Supplemental Support	10	1	100.00	Front End Split (FES)	Allowed for Reimbursement	Yes	078201080
AVTEC Facilities Maintenance Supplemental Support	Yes	AVTEC FM Supplemental Support	10	1	100.00	Front End Split (FES)	Allowed for Reimbursement	Yes	078201080
First Lake Facility Oversight	Yes	First Lake Facility Oversight	10	1	100.00	Front End Split (FES)	Allowed for Reimbursement	Yes	07RS67200
First Lake Facility Oversight	Yes	First Lake Facility Oversight	10	1	100.00	Front End Split (FES)	Allowed for Reimbursement	Yes	07RS67200
AVTEC Deferred Maintenance - Personal Services	Yes	AVTEC Deferred Maintenance - Personal Services	10	1	100.00	Front End Split (FES)	Allowed for Reimbursement	Yes	078200090
AVTEC Deferred Maintenance - Personal Services	Yes	AVTEC Deferred Maintenance - Personal Services	10	1	100.00	Front End Split (FES)	Allowed for Reimbursement	Yes	078200090
Applied Technology Shop Oversight and Support	Yes	Applied Technology Shop Oversight and Support	10	1	100.00	Front End Split (FES)	Allowed for Reimbursement	Yes	07RS67900
CED-AVTEC ASMI Chef Tour	Yes	ASMI AVTEC Chef Tour	10	1	100.00	Front End Split (FES)	Allowed for Reimbursement	Yes	078100080
CTRE Instructor Professional Development	Yes	CTRE Instructor Professional Development	10	1	100.00	Front End Split (FES)	Allowed for Reimbursement	Yes	078100080
Maritime Sector Engineering Program Development	Yes	Maritime Sector Engineering Program Development	10	1	100.00	Front End Split (FES)	Allowed for Reimbursement	Yes	078100080
Direct Secondary Student Instruction ASTA	Yes	Direct Secondary Student Instruction ASTA	10	1	100.00	Front End Split (FES)	Allowed for Reimbursement	Yes	078100080
GOV-AVTEC Deferred Maintenance	Yes	GOV-AVTEC Deferred Maintenance	10	1	100.00	Front End Split (FES)	Suspended for Reimbursement	Yes	07RS01821
GOV-AVTEC Deferred Maintenance	Yes	GOV-AVTEC Deferred Maintenance	5	1	100.00	Front End Split (FES)	Allowed for Reimbursement	Yes	07RS01821
Seward Swenson Property Sub-Lease Space AVTEC	Yes	DNR-AVTEC Seward Swenson Property	10	1	100.00	Front End Split (FES)	Allowed for Reimbursement	Yes	078200080
AVTEC Facilities Maintenance Utilities	Yes	AVTEC Facilities Maintenance Utilities	10	1	100.00	Front End Split (FES)	Allowed for Reimbursement	Yes	078201080

Major Program Name	Active Flag	Program Name	Funding Priority	Funding Line	Reim Percent	Split Indicator	Suspense Status	Eligible	Exp AR Unit
Rehabilitation Services_Grants to States CFDA 84.126	Yes	Basic Support (Client Services) Converted SY15 ENs	10	1	100.00	Front End Split (FES)	Allowed for Reimbursement	Yes	077200050
Rehabilitation Services_Grants to States CFDA 84.126	Yes	Pre Employment Transition Svcs-Student	10	1	100.00	Front End Split (FES)	Allowed for Reimbursement	Yes	077200050
Rehabilitation Services_Grants to States CFDA 84.126	Yes	Pre Employment Transition Svcs-Student	10	1	100.00	Front End Split (FES)	Allowed for Reimbursement	Yes	077200050
Rehabilitation Services_Grants to States CFDA 84.126	Yes	Basic Support (Client Services)	10	1	100.00	Front End Split (FES)	Allowed for Reimbursement	Yes	077200050
Rehabilitation Services_Grants to States CFDA 84.126	Yes	Basic Support (Client Services)	20	1	0.00	Front End Split (FES)	Suspended for Reimbursement	Yes	
Rehabilitation Services_Grants to States CFDA 84.126	Yes	Basic Support (Client Services)	10	1	100.00	Front End Split (FES)	Suspended for Reimbursement	Yes	077200031
Rehabilitation Services_Grants to States CFDA 84.126	Yes	Basic Support (Client Services)	10	1	100.00	Front End Split (FES)	Suspended for Reimbursement	Yes	077200031
Rehabilitation Services_Grants to States CFDA 84.126	Yes	Basic Support (Client Services)	20	1	0.00	Front End Split (FES)	Allowed for Reimbursement	Yes	077200050
Rehabilitation Services_Grants to States CFDA 84.126	Yes	Basic Support (Client Services)	10	1	100.00	Front End Split (FES)	Allowed for Reimbursement	Yes	077200050
Rehabilitation Services_Grants to States CFDA 84.126	Yes	Basic Support (Client Services)	10	1	100.00	Front End Split (FES)	Allowed for Reimbursement	Yes	077200050
Rehabilitation Services_Grants to States CFDA 84.126	Yes	Basic Support (Client Services)	10	1	100.00	Front End Split (FES)	Suspended for Reimbursement	Yes	077200031
Rehabilitation Services_Grants to States CFDA 84.126	Yes	Basic Support (Client Services)	10	1	100.00	Front End Split (FES)	Allowed for Reimbursement	Yes	077200050
Rehabilitation Services_Grants to States CFDA 84.126	Yes	Basic Support (Client Services)	10	1	100.00	Front End Split (FES)	Suspended for Reimbursement	Yes	077200031
Rehabilitation Services_Grants to States CFDA 84.126	Yes	Basic Support (Client Services)	10	1	100.00	Front End Split (FES)	Allowed for Reimbursement	Yes	077200050
Rehabilitation Services_Grants to States CFDA 84.126	Yes	Basic Support (Client Services)	10	2	0.00	Front End Split (FES)	Allowed for Reimbursement	Yes	077200031
Rehabilitation Services_Grants to States CFDA 84.126	Yes	DVR Basic Support Indirect Federal	10	1	100.00	Front End Split (FES)	Allowed for Reimbursement	Yes	071400050
Rehabilitation Services_Grants to States CFDA 84.126	Yes	Basic Support VR Indirect Federal	10	1	100.00	Front End Split (FES)	Allowed for Reimbursement	Yes	077100050
Rehabilitation Services_Grants to States CFDA 84.126	Yes	MS Indirect Basic Support federal	10	1	100.00	Front End Split (FES)	Allowed for Reimbursement	Yes	071400050
Rehabilitation Services_Grants to States CFDA 84.126	Yes	MS Indirect for Prior Yr BS federal	10	1	100.00	Front End Split (FES)	Allowed for Reimbursement	Yes	071400050
Rehabilitation Services_Grants to States CFDA 84.126	Yes	MS Indirect Basic Support match	10	1	100.00	Front End Split (FES)	Allowed for Reimbursement	Yes	077200031
Rehabilitation Services_Grants to States CFDA 84.126	Yes	MS Indirect for BS PETS	10	1	100.00	Front End Split (FES)	Allowed for Reimbursement	Yes	071400050
Rehabilitation Services_Grants to States CFDA 84.126	Yes	VR Indirect Basic Support federal	10	1	100.00	Front End Split (FES)	Allowed for Reimbursement	Yes	077100050
Rehabilitation Services_Grants to States CFDA 84.126	Yes	VR Indirect for Prior Yr BS federal	10	1	100.00	Front End Split (FES)	Allowed for Reimbursement	Yes	077100050
Rehabilitation Services_Grants to States CFDA 84.126	Yes	VR Indirect Basic Support match	10	1	100.00	Front End Split (FES)	Suspended for Reimbursement	Yes	077200031

Major Program Name	Active Flag	Program Name	Funding Priority	Funding Line	Reim Percent	Split Indicator	Suspense Status	Eligible	Exp AR Unit
Rehabilitation Services_Grants to States CFDA 84.126	Yes	VR Indirect for BS PETS	10	1	100.00	Front End Split (FES)	Allowed for Reimbursement	Yes	077100050
DP Operations Management and Network Services	Yes	DP Operations Management and Network Services	10	1	100.00	Front End Split (FES)	Allowed for Reimbursement	Yes	071700080
Compensation and Working Conditions CFDA 17.005	Yes	Annual Survey	10	1	50.00	Front End Split (FES)	Allowed for Reimbursement	Yes	071800050
Compensation and Working Conditions CFDA 17.005	Yes	Annual Survey	10	2	50.00	Front End Split (FES)	Allowed for Reimbursement	Yes	071800060
Compensation and Working Conditions CFDA 17.005	Yes	Annual Survey	10	1	100.00	Front End Split (FES)	Allowed for Reimbursement	Yes	071800050
Compensation and Working Conditions CFDA 17.005	Yes	Annual Survey	10	1	100.00	Front End Split (FES)	Allowed for Reimbursement	Yes	071800060
Compensation and Working Conditions CFDA 17.005	Yes	Census of Fatal Occupational Injuries (CFOI)	10	1	50.00	Front End Split (FES)	Allowed for Reimbursement	Yes	071800050
Compensation and Working Conditions CFDA 17.005	Yes	Census of Fatal Occupational Injuries (CFOI)	10	2	50.00	Front End Split (FES)	Allowed for Reimbursement	Yes	071800060
Compensation and Working Conditions CFDA 17.005	Yes	Census of Fatal Occupational Injuries (CFOI)	10	1	100.00	Front End Split (FES)	Allowed for Reimbursement	Yes	071800050
Compensation and Working Conditions CFDA 17.005	Yes	Census of Fatal Occupational Injuries (CFOI)	10	1	100.00	Front End Split (FES)	Allowed for Reimbursement	Yes	071800060
Compensation and Working Conditions CFDA 17.005	Yes	MS Indirect for Annual Survey federal	10	1	100.00	Front End Split (FES)	Allowed for Reimbursement	Yes	071400050
Compensation and Working Conditions CFDA 17.005	Yes	MS Indirect for Annual Survey WSCAA	10	1	100.00	Front End Split (FES)	Allowed for Reimbursement	Yes	071800060
Compensation and Working Conditions CFDA 17.005	Yes	MS Indirect for CFOI federal	10	1	100.00	Front End Split (FES)	Allowed for Reimbursement	Yes	071400050
Compensation and Working Conditions CFDA 17.005	Yes	MS Indirect for CFOI WSCAA	10	1	100.00	Front End Split (FES)	Allowed for Reimbursement	Yes	071800060
WD-WIB Oversight	Yes	WD-WIB Oversight - OS STEP	10	1	100.00	Front End Split (FES)	Allowed for Reimbursement	Yes	071120080
WD-WIB Oversight	Yes	WD-WIB Oversight	10	1	100.00	Front End Split (FES)	Allowed for Reimbursement	Yes	071120080
WD-WIB Oversight	Yes	WD-WIB Oversight	10	1	100.00	Front End Split (FES)	Allowed for Reimbursement	Yes	071120080
WD-WIB Oversight	Yes	WD-WIB Oversight	10	1	100.00	Front End Split (FES)	Allowed for Reimbursement	Yes	071120080
Construction Contractor and Electrical/Mechanical Admin	Yes	CED CON Electric/Mech WH	10	1	100.00	Front End Split (FES)	Allowed for Reimbursement	Yes	074200080
Construction Contractor and Electrical/Mechanical Admin	Yes	CED CON Electric/Mech MI	10	1	100.00	Front End Split (FES)	Allowed for Reimbursement	Yes	074300080
Energy Costs and Rural Alaska Out-migration: AkDOL&WD	Yes	Energy Costs and Rural Alaska Out-Migration: AkDOL&WD	10	1	100.00	Front End Split (FES)	Allowed for Reimbursement	Yes	071800080
Energy Costs and Rural Alaska Out-migration: AkDOL&WD	Yes	Energy Costs and Rural Alaska Out-migration: AkDOL&WD	10	1	100.00	Front End Split (FES)	Allowed for Reimbursement	Yes	071800080
CNA Testing Space and Equipment Usage	Yes	CNA Testing Space and Equipment Usage	10	1	100.00	Front End Split (FES)	Allowed for Reimbursement	Yes	078100080
CNA Testing Space and Equipment Usage	Yes	CNA Testing Space and Equipment Usage	10	1	100.00	Front End Split (FES)	Allowed for Reimbursement	Yes	078100080

Major Program Name	Active Flag	Program Name	Funding Priority	Funding Line	Reim Percent	Split Indicator	Suspense Status	Eligible	Exp AR Unit
Construction Contractor Enforcement Program and Electrical/M	Yes	Construction Contractor Enforcement Program and Electrical/M	10	1	14.34	Front End Split (FES)	Allowed for Reimbursement	Yes	074200080
Construction Contractor Enforcement Program and Electrical/M	Yes	Construction Contractor Enforcement Program and Electrical/M	10	2	85.66	Front End Split (FES)	Allowed for Reimbursement	Yes	074300080
Bulk Fuel & Power Plant Operator Training	No	Bulk Fuel & Power Plant Operator Training	10	1	100.00	Front End Split (FES)	Allowed for Reimbursement	Yes	078100080
Bulk Fuel & Power Plant Operator Training	Yes	Bulk Fuel & Power Plant Operator Training	10	1	100.00	Front End Split (FES)	Allowed for Reimbursement	Yes	078100080
Disability Employment Initiative (DEI) 17.207	Yes	Disability Employment Initiative Workforce Development	10	1	100.00	Front End Split (FES)	Allowed for Reimbursement	Yes	075500050
Disability Employment Initiative (DEI) 17.207	Yes	Disability Employment Initiative Workforce Services	10	1	100.00	Front End Split (FES)	Allowed for Reimbursement	Yes	075300050
Disability Employment Initiative (DEI) 17.207	Yes	Disability Employment Initiative Administration	10	1	100.00	Front End Split (FES)	Allowed for Reimbursement	Yes	075100050
Disability Employment Initiative (DEI) 17.207	Yes	MS Indirect for DEI WS	10	1	100.00	Front End Split (FES)	Allowed for Reimbursement	Yes	071400050
Disability Employment Initiative (DEI) 17.207	Yes	Disability Employment Initiative Program	10	1	100.00	Front End Split (FES)	Allowed for Reimbursement	Yes	075100050
Disability Employment Initiative (DEI) 17.207	Yes	ETS Indirect for DEI WD	10	1	100.00	Front End Split (FES)	Allowed for Reimbursement	Yes	075110050
Disability Employment Initiative (DEI) 17.207	Yes	ETS Indirect for DEI WS	10	1	100.00	Front End Split (FES)	Allowed for Reimbursement	Yes	075110050
Disability Employment Initiative (DEI) 17.207	Yes	MS Indirect for DEI WD	10	1	100.00	Front End Split (FES)	Allowed for Reimbursement	Yes	071400050
Denali Commission CFDA 90.100	Yes	Denali Comm Bulk Fuel Demonstration Tank Farm	10	1	100.00	Front End Split (FES)	Allowed for Reimbursement	Yes	078100050
Denali Commission CFDA 90.100	Yes	Distressed Community	10	1	100.00	Front End Split (FES)	Allowed for Reimbursement	Yes	071800050
Denali Commission CFDA 90.100	Yes	Distressed Community Indirect	10	1	100.00	Front End Split (FES)	Allowed for Reimbursement	Yes	071400050
Federal Direct Student Loans CFDA 84.268	Yes	Direct Student Loans-Parent Plus	10	1	100.00	Front End Split (FES)	Allowed for Reimbursement	Yes	078100050
Federal Direct Student Loans CFDA 84.268	Yes	Direct Student Loans-Subsidized	10	1	100.00	Front End Split (FES)	Allowed for Reimbursement	Yes	078100050
Federal Direct Student Loans CFDA 84.268	Yes	Direct Student Loans-Unsubsidized	10	1	100.00	Front End Split (FES)	Allowed for Reimbursement	Yes	078100050
Disable Veterans' Outreach Program (DVOP) CFDA 17.801	Yes	Disabled Veterans' Outreach Program (DVOP)	10	1	100.00	Front End Split (FES)	Allowed for Reimbursement	Yes	075100050
Disable Veterans' Outreach Program (DVOP) CFDA 17.801	Yes	Disabled Veterans' Outreach Program	10	1	100.00	Front End Split (FES)	Allowed for Reimbursement	Yes	075300050
Disable Veterans' Outreach Program (DVOP) CFDA 17.801	Yes	DVOP Federal Indirect	10	1	100.00	Front End Split (FES)	Allowed for Reimbursement	Yes	071400050
Disable Veterans' Outreach Program (DVOP) CFDA 17.801	Yes	ETS Indirect for DVOP WS	10	1	100.00	Front End Split (FES)	Allowed for Reimbursement	Yes	075110050
Braille Service Support to School Districts	Yes	Braille Service Support to School Districts	10	1	100.00	Front End Split (FES)	Allowed for Reimbursement	Yes	077500080
Carl Perkins Postsecondary Career and Technical Education	Yes	Carl Perkins Postsecondary Career and Technical Education	10	1	100.00	Front End Split (FES)	Allowed for Reimbursement	Yes	078100080
Braille Service Support to School Districts	Yes	Braille Services Support to School Districts	10	1	100.00	Front End Split (FES)	Allowed for Reimbursement	Yes	077500080

Major Program Name	Active Flag	Program Name	Funding Priority	Funding Line	Reim Percent	Split Indicator	Suspense Status	Eligible	Exp AR Unit
Braille Service Support to School Districts	Yes	Braille Service Support to School Districts	10	1	100.00	Front End Split (FES)	Allowed for Reimbursement	Yes	077500080
AWIB Fees	Yes	AWIB Fees DEED	10	1	100.00	Front End Split (FES)	Allowed for Reimbursement	Yes	071120080
AWIB Fees	Yes	AWIB Fees DEED	10	1	100.00	Front End Split (FES)	Allowed for Reimbursement	Yes	071120080
AWIB Fees	Yes	AWIB Fees	10	1	100.00	Front End Split (FES)	Allowed for Reimbursement	Yes	076100080
Perkins Accountability Data Reporting	Yes	Perkins Accountability Data Reporting	10	1	100.00	Front End Split (FES)	Allowed for Reimbursement	Yes	071800080
Perkins Accountability Data Reporting	Yes	Perkins Accountability Data Reporting	10	1	100.00	Front End Split (FES)	Allowed for Reimbursement	Yes	071800080
Carl Perkins Postsecondary Planning EL 16.170.05	Yes	Carl Perkins Postsecondary Planning EL 16.170.05	10	1	100.00	Front End Split (FES)	Allowed for Reimbursement	Yes	078100080
ACPE Statewide Longitudinal Data System Partnership	No	ACPE Statewide Longitudinal Data System	10	1	100.00	Front End Split (FES)	Allowed for Reimbursement	Yes	071800080
ACPE Statewide Longitudinal Data System Partnership	Yes	ACPE Statewide Longitudinal Data System Partnership	10	1	100.00	Front End Split (FES)	Allowed for Reimbursement	Yes	071800080
School Bus Driver Instructor Certification & Recertification	Yes	School Bus Driver Instructor Certification & Recertification	10	1	100.00	Front End Split (FES)	Allowed for Reimbursement	Yes	078100080
School Bus Driver Instructor Certification & Recertification	Yes	School Bus Driver Instructor Certification & Recertification	10	1	100.00	Front End Split (FES)	Allowed for Reimbursement	Yes	078100080
Investments for Public Works & Econ Dev Facility CFDA 11.300	Yes	Economic Development Administration IV Culinary Academy	10	1	100.00	Front End Split (FES)	Allowed for Reimbursement	Yes	070110350
Investments for Public Works & Econ Dev Facility CFDA 11.300	Yes	Economic Development Administration IV Truck Training	10	1	50.00	Front End Split (FES)	Allowed for Reimbursement	Yes	070110150
Investments for Public Works & Econ Dev Facility CFDA 11.300	Yes	Economic Development Administration IV Truck Training	10	2	50.00	Front End Split (FES)	Allowed for Reimbursement	Yes	070110131
Emergency Unemployment Compensation (EUC)CFDA 17.225	Yes	Emergency Unemployment Compensation	10	1	100.00	Front End Split (FES)	Allowed for Reimbursement	Yes	075700050
Rehab Training_State Voc Rehab Unit In-Svc Trnng CFDA 84.265	No	Federal Training Grant F11-F15	10	1	100.00	Front End Split (FES)	Allowed for Reimbursement	Yes	077200050
H&SS Population Estimates-Demographic Support	Yes	H&SS Population Estimates-Demographic Support	10	1	100.00	Front End Split (FES)	Allowed for Reimbursement	Yes	071800080
Access To Career Opportunities For Youth In Transition	Yes	Access to Career Opportunities For Youth In Transition	10	1	100.00	Front End Split (FES)	Allowed for Reimbursement	Yes	077501080
Access To Career Opportunities For Youth In Transition	Yes	Access To Career Opportunities For Youth In Transition	10	1	100.00	Front End Split (FES)	Allowed for Reimbursement	Yes	077501080
Seward Lease Space at AVTEC	Yes	Seward Lease Space at AVTEC	10	1	100.00	Front End Split (FES)	Allowed for Reimbursement	Yes	078200080
Seward Lease Space at AVTEC	Yes	Seward Lease Space at AVTEC	10	1	100.00	Front End Split (FES)	Allowed for Reimbursement	Yes	078200080
AWIB Oversight - Funding from DPA	Yes	WIB Oversight - from HSS DPA	10	1	100.00	Front End Split (FES)	Allowed for Reimbursement	Yes	071120080

Major Program Name	Active Flag	Program Name	Funding Priority	Funding Line	Reim Percent	Split Indicator	Suspense Status	Eligible	Exp AR Unit
AWIB Oversight - Funding from DPA	Yes	AWIB Oversight - Funding from DPA	10	1	100.00	Front End Split (FES)	Allowed for Reimbursement	Yes	071120080
AWIB Oversight - Funding from DPA	Yes	AWIB Oversight - Funding from DPA	10	1	100.00	Front End Split (FES)	Allowed for Reimbursement	Yes	076100080
Alaska Occupational Information Database	Yes	Alaska Occupational Information Database	10	1	100.00	Front End Split (FES)	Allowed for Reimbursement	Yes	071800080
Alaska Occupational Information Database	Yes	Alaska Occupational Information Database	10	1	100.00	Front End Split (FES)	Allowed for Reimbursement	Yes	071800080
Disability Determination Services for Medicaid Recipients	Yes	Disability Determination Services for Medicaid Recipients	10	1	100.00	Front End Split (FES)	Allowed for Reimbursement	Yes	077400080
Rehab Svc_Ind Living Svc-Older Blind Individuals CFDA 84.177	Yes	I/L Older Blind Indirect	10	1	100.00	Front End Split (FES)	Allowed for Reimbursement	Yes	071400050
Rehab Svc_Ind Living Svc-Older Blind Individuals CFDA 84.177	Yes	I/L Older Blind VR Indirect Federal	10	1	100.00	Front End Split (FES)	Allowed for Reimbursement	Yes	077100050
Rehab Svc_Ind Living Svc-Older Blind Individuals CFDA 84.177	Yes	Independent Living Older Blind	10	1	90.00	Front End Split (FES)	Allowed for Reimbursement	Yes	077300050
Rehab Svc_Ind Living Svc-Older Blind Individuals CFDA 84.177	Yes	Independent Living Older Blind	10	2	10.00	Front End Split (FES)	Allowed for Reimbursement	Yes	077300031
Rehab Svc_Ind Living Svc-Older Blind Individuals CFDA 84.177	Yes	Independent Living Older Blind	10	1	100.00	Front End Split (FES)	Allowed for Reimbursement	Yes	077500050
Rehab Svc_Ind Living Svc-Older Blind Individuals CFDA 84.177	Yes	Independent Living Older Blind	10	1	100.00	Front End Split (FES)	Suspended for Reimbursement	Yes	077500030
Rehab Svc_Ind Living Svc-Older Blind Individuals CFDA 84.177	Yes	Independent Living Older Blind	10	1	87.00	Front End Split (FES)	Allowed for Reimbursement	Yes	077500050
Rehab Svc_Ind Living Svc-Older Blind Individuals CFDA 84.177	Yes	Independent Living Older Blind	10	2	13.00	Front End Split (FES)	Allowed for Reimbursement	Yes	077500031
Rehab Svc_Ind Living Svc-Older Blind Individuals CFDA 84.177	Yes	Independent Living Older Blind	10	1	100.00	Front End Split (FES)	Allowed for Reimbursement	Yes	077500050
Rehab Svc_Ind Living Svc-Older Blind Individuals CFDA 84.177	Yes	Independent Living Older Blind	10	1	100.00	Front End Split (FES)	Suspended for Reimbursement	Yes	077500031
Rehab Svc_Ind Living Svc-Older Blind Individuals CFDA 84.177	Yes	Independent Living Older Blind	10	1	100.00	Front End Split (FES)	Allowed for Reimbursement	Yes	077500050
Rehab Svc_Ind Living Svc-Older Blind Individuals CFDA 84.177	Yes	Independent Living Older Blind	10	1	100.00	Front End Split (FES)	Suspended for Reimbursement	Yes	077500031
Rehab Svc_Ind Living Svc-Older Blind Individuals CFDA 84.177	Yes	Independent Living Older Blind	10	1	100.00	Front End Split (FES)	Allowed for Reimbursement	Yes	077500050
Rehab Svc_Ind Living Svc-Older Blind Individuals CFDA 84.177	Yes	Independent Living Older Blind	10	1	100.00	Front End Split (FES)	Suspended for Reimbursement	Yes	077500031
Rehab Svc_Ind Living Svc-Older Blind Individuals CFDA 84.177	Yes	MS Indirect Special Projs Older Blind	10	1	100.00	Front End Split (FES)	Allowed for Reimbursement	Yes	071400050
Rehab Svc_Ind Living Svc-Older Blind Individuals CFDA 84.177	Yes	VR Indirect Special Projs Older Blind	10	1	100.00	Front End Split (FES)	Allowed for Reimbursement	Yes	077100050
ACL Independent Living State Grants CFDA 93.369	Yes	Independent Living Part B	10	1	22.00	Front End Split (FES)	Allowed for Reimbursement	Yes	077300050
ACL Independent Living State Grants CFDA 93.369	Yes	Independent Living Part B	10	2	78.00	Front End Split (FES)	Allowed for Reimbursement	Yes	077300031
ACL Independent Living State Grants CFDA 93.369	Yes	Independent Living Part B	10	1	100.00	Front End Split (FES)	Allowed for Reimbursement	Yes	077500050

Major Program Name	Active Flag	Program Name	Funding Priority	Funding Line	Reim Percent	Split Indicator	Suspense Status	Eligible	Exp AR Unit
ACL Independent Living State Grants CFDA 93.369	Yes	Independent Living Part B	10	1	22.00	Front End Split (FES)	Allowed for Reimbursement	Yes	077300050
ACL Independent Living State Grants CFDA 93.369	Yes	Independent Living Part B	10	2	78.00	Front End Split (FES)	Suspended for Reimbursement	Yes	077300030
ACL Independent Living State Grants CFDA 93.369	Yes	Independent Living Part B	10	1	26.00	Front End Split (FES)	Suspended for Reimbursement	Yes	077300050
ACL Independent Living State Grants CFDA 93.369	Yes	Independent Living Part B	10	2	70.00	Front End Split (FES)	Suspended for Reimbursement	Yes	077300030
ACL Independent Living State Grants CFDA 93.369	Yes	Independent Living Part B	10	3	4.00	Front End Split (FES)	Suspended for Reimbursement	Yes	077300031
ACL Independent Living State Grants CFDA 93.369	Yes	I/L Part B Indirect	10	1	100.00	Front End Split (FES)	Allowed for Reimbursement	Yes	071400050
ACL Independent Living State Grants CFDA 93.369	Yes	I/L Part B VR Indirect Federal	10	1	100.00	Front End Split (FES)	Allowed for Reimbursement	Yes	077100050
Temporary Labor Certification for Foreign Workrs CFDA 17.273	Yes	ETS Indirect for Labor Certification WD	10	1	100.00	Front End Split (FES)	Allowed for Reimbursement	Yes	075110050
Temporary Labor Certification for Foreign Workrs CFDA 17.273	Yes	Labor Cert Federal Indirect	10	1	100.00	Front End Split (FES)	Allowed for Reimbursement	Yes	071400050
Temporary Labor Certification for Foreign Workrs CFDA 17.273	Yes	Temporary Labor Certification for Foreign Workers	10	1	100.00	Front End Split (FES)	Allowed for Reimbursement	Yes	075100050
Temporary Labor Certification for Foreign Workrs CFDA 17.273	Yes	Temporary Labor Certification for Foreign Workers	10	1	100.00	Front End Split (FES)	Allowed for Reimbursement	Yes	075500050
Labor Force Statistics CFDA 17.002	Yes	Current Employment Statistic (CES)	10	1	100.00	Front End Split (FES)	Allowed for Reimbursement	Yes	071800050
Labor Force Statistics CFDA 17.002	Yes	Employee & Wage Records (ES-202)	10	1	100.00	Front End Split (FES)	Allowed for Reimbursement	Yes	071800050
Labor Force Statistics CFDA 17.002	Yes	Local Area Unemployment Statistics (LAUS)	10	1	100.00	Front End Split (FES)	Allowed for Reimbursement	Yes	071800050
Labor Force Statistics CFDA 17.002	Yes	MS Indirect for Current Employment Statistic (CES)	10	1	100.00	Front End Split (FES)	Allowed for Reimbursement	Yes	071400050
Labor Force Statistics CFDA 17.002	Yes	MS Indirect for Employee & Wage Records (ES-202)	10	1	100.00	Front End Split (FES)	Allowed for Reimbursement	Yes	071400050
Labor Force Statistics CFDA 17.002	Yes	MS Indirect for Local Area Unemployment Statistics (LAUS)	10	1	100.00	Front End Split (FES)	Allowed for Reimbursement	Yes	071400050
Labor Force Statistics CFDA 17.002	Yes	MS Indirect for Occupational Employment Statistics (OES)	10	1	100.00	Front End Split (FES)	Allowed for Reimbursement	Yes	071400050
Labor Force Statistics CFDA 17.002	Yes	Occupational Employment Statistics (OES)	10	1	100.00	Front End Split (FES)	Allowed for Reimbursement	Yes	071800050
Labor Force Statistics CFDA 17.002	Yes	Current Employment Statistic (CES)	10	1	100.00	Front End Split (FES)	Allowed for Reimbursement	Yes	071800050
Labor Force Statistics CFDA 17.002	Yes	Current Employment Statistic (CES)	99	1	100.00	Front End Split (FES)	Allowed for Reimbursement	Yes	071800030
Labor Force Statistics CFDA 17.002	Yes	CES Indirect Federal	10	1	100.00	Front End Split (FES)	Allowed for Reimbursement	Yes	071400050
Labor Force Statistics CFDA 17.002	Yes	ES-202 Employee & Wage Records (ES-202)	10	1	100.00	Front End Split (FES)	Allowed for Reimbursement	Yes	071800050

Major Program Name	Active Flag	Program Name	Funding Priority	Funding Line	Reim Percent	Split Indicator	Suspense Status	Eligible	Exp AR Unit
Labor Force Statistics CFDA 17.002	Yes	ES-202 Employee & Wage Records (ES-202)	99	1	100.00	Front End Split (FES)	Allowed for Reimbursement	Yes	071800030
Labor Force Statistics CFDA 17.002	Yes	ES202 Indirect Federal	10	1	100.00	Front End Split (FES)	Allowed for Reimbursement	Yes	071400050
Labor Force Statistics CFDA 17.002	Yes	Local Area Unemployment Statistics (LAUS)	10	1	100.00	Front End Split (FES)	Allowed for Reimbursement	Yes	071800050
Labor Force Statistics CFDA 17.002	Yes	Local Area Unemployment Statistics (LAUS)	99	1	100.00	Front End Split (FES)	Allowed for Reimbursement	Yes	071800030
Labor Force Statistics CFDA 17.002	Yes	LAUS Indirect Federal	10	1	100.00	Front End Split (FES)	Allowed for Reimbursement	Yes	071400050
Labor Force Statistics CFDA 17.002	Yes	Occupational Employment Statistics (OES)	10	1	100.00	Front End Split (FES)	Allowed for Reimbursement	Yes	071800050
Labor Force Statistics CFDA 17.002	Yes	Occupational Employment Statistics (OES)	99	1	100.00	Front End Split (FES)	Allowed for Reimbursement	Yes	071800030
Labor Force Statistics CFDA 17.002	Yes	OES Indirect Federal	10	1	100.00	Front End Split (FES)	Allowed for Reimbursement	Yes	071400050
Local Veterans Employment Representative Program CFDA 17.804	Yes	ETS Indirect for LVER WD	10	1	100.00	Front End Split (FES)	Allowed for Reimbursement	Yes	075110050
Local Veterans Employment Representative Program CFDA 17.804	Yes	ETS Indirect for LVER WS	10	1	100.00	Front End Split (FES)	Allowed for Reimbursement	Yes	075110050
Local Veterans Employment Representative Program CFDA 17.804	Yes	Local Veterans' Employment Representative Program (LVER)	10	1	100.00	Front End Split (FES)	Allowed for Reimbursement	Yes	075100050
Local Veterans Employment Representative Program CFDA 17.804	Yes	Local Veterans' Employment Representative Program Wrkrc Dev	10	1	100.00	Front End Split (FES)	Allowed for Reimbursement	Yes	075500050
Local Veterans Employment Representative Program CFDA 17.804	Yes	Local Veterans' Employment Representative Prgrm Wrkrc Srvcs	10	1	100.00	Front End Split (FES)	Allowed for Reimbursement	Yes	075300050
Local Veterans Employment Representative Program CFDA 17.804	Yes	LVER Incentive Award	10	1	100.00	Front End Split (FES)	Allowed for Reimbursement	Yes	075500050
Local Veterans Employment Representative Program CFDA 17.804	Yes	MS Indirect for LVER WS	10	1	100.00	Front End Split (FES)	Allowed for Reimbursement	Yes	071400050
Local Veterans Employment Representative Program CFDA 17.804	Yes	MS Indirect for LVER WD	10	1	100.00	Front End Split (FES)	Allowed for Reimbursement	Yes	071400050
Support to the SPCO/JPO [ADOLWD]	Yes	Support to the SPCO/JPO	10	1	100.00	Front End Split (FES)	Allowed for Reimbursement	Yes	074400080
One Stop 17.207	Yes	One Stop LMI Indirect Federal	10	1	100.00	Front End Split (FES)	Allowed for Reimbursement	Yes	071400050
One Stop 17.207	Yes	One Stop	10	1	100.00	Front End Split (FES)	Allowed for Reimbursement	Yes	071800050
Federal Pell Grant Program CFDA 84.063	Yes	Pell Grants Administration	10	1	100.00	Front End Split (FES)	Allowed for Reimbursement	Yes	078100050
Federal Pell Grant Program CFDA 84.063	Yes	Pell Grants Program	10	1	100.00	Front End Split (FES)	Allowed for Reimbursement	Yes	078100050
Child Support Assistance - UI Interface	Yes	DOR/UI Child Support Assistance - UI Interface	10	1	100.00	Front End Split (FES)	Allowed for Reimbursement	Yes	075700080
Child Support Assistance - UI Interface	Yes	Child Support Assistance - UI Interface	10	1	100.00	Front End Split (FES)	Allowed for Reimbursement	Yes	075200080
Child Support Assistance - Occupational Licensing	Yes	Child Support Assistance - Occupational Licensing	10	1	100.00	Front End Split (FES)	Allowed for Reimbursement	Yes	074300080
Child Support Assistance - Occupational Licensing	Yes	Child Support Assistance - Occupational Licensing	10	1	100.00	Front End Split (FES)	Allowed for Reimbursement	Yes	074300080
Virtual Contact Center	Yes	DOR-UI Virtual Contact Center (PFD)	10	1	100.00	Front End Split (FES)	Allowed for Reimbursement	Yes	075700080
Virtual Contact Center	Yes	DOR-UI Virtual Contact Center (PFD)	20	1	100.00	Front End Split (FES)	Allowed for Reimbursement	Yes	

Major Program Name	Active Flag	Program Name	Funding Priority	Funding Line	Reim Percent	Split Indicator	Suspense Status	Eligible	Exp AR Unit
Virtual Contact Center	Yes	Virtual Contact Center	10	1	100.00	Front End Split (FES)	Allowed for Reimbursement	Yes	075200080
Alaska Housing Market Indicators	Yes	Alaska Housing (Capital)	10	1	100.00	Front End Split (FES)	Allowed for Reimbursement	Yes	07RS71800
Alaska Housing Market Indicators	Yes	Alaska Housing (Capital)	20	1	100.00	Front End Split (FES)	Allowed for Reimbursement	Yes	071800080
Alaska Housing Market Indicators	Yes	Alaska Housing Market Indicators - Operating	10	1	100.00	Front End Split (FES)	Allowed for Reimbursement	Yes	071800080
Alaska Housing Market Indicators	Yes	Alaska Housing Market Indicators - Capital	10	1	100.00	Front End Split (FES)	Allowed for Reimbursement	Yes	07RS60076
Remepoyment Svcs & Eligibility Assess (UI) CFDA 17.225	Yes	Remployment Services and Eligibility Assessment	10	1	100.00	Front End Split (FES)	Allowed for Reimbursement	Yes	075700050
Reentry Employment Opportunities CFDA 17.270	Yes	ETS Indirect for LEAP WD	10	1	100.00	Front End Split (FES)	Allowed for Reimbursement	Yes	075110050
Reentry Employment Opportunities CFDA 17.270	Yes	ETS Indirect for LEAP WS	10	1	100.00	Front End Split (FES)	Allowed for Reimbursement	Yes	075110050
Reentry Employment Opportunities CFDA 17.270	Yes	Linking to Employment Activities Pre-release AJC-2 WD	10	1	100.00	Front End Split (FES)	Allowed for Reimbursement	Yes	075500050
Reentry Employment Opportunities CFDA 17.270	Yes	Linking to Employment Activities Pre-release AJC-2 WS	10	1	100.00	Front End Split (FES)	Allowed for Reimbursement	Yes	075300050
Reentry Employment Opportunities CFDA 17.270	Yes	MS Indirect for LEAP WD	10	1	100.00	Front End Split (FES)	Allowed for Reimbursement	Yes	071400050
Reentry Employment Opportunities CFDA 17.270	Yes	MS Indirect for LEAP WS	10	1	100.00	Front End Split (FES)	Allowed for Reimbursement	Yes	071400050
Senior Community Service Employment Program CFDA 17.235	Yes	ETS Indirect for SCSEP WD	10	1	100.00	Front End Split (FES)	Allowed for Reimbursement	Yes	075110050
Senior Community Service Employment Program CFDA 17.235	Yes	SCSEP Headquarters	10	1	100.00	Front End Split (FES)	Allowed for Reimbursement	Yes	075100050
Senior Community Service Employment Program CFDA 17.235	Yes	SCSEP Other Enrollee Costs	10	1	100.00	Front End Split (FES)	Allowed for Reimbursement	Yes	075100050
Senior Community Service Employment Program CFDA 17.235	Yes	SCSEP Earned Wages & Fringe Benefits	10	1	100.00	Front End Split (FES)	Allowed for Reimbursement	Yes	075100050
Senior Community Service Employment Program CFDA 17.235	Yes	SCSEP Earned Wages & Fringe Benefits	10	1	100.00	Front End Split (FES)	Allowed for Reimbursement	Yes	075500050
Senior Community Service Employment Program CFDA 17.235	Yes	SCSEP Headquarters	10	1	100.00	Front End Split (FES)	Allowed for Reimbursement	Yes	075500050
Senior Community Service Employment Program CFDA 17.235	Yes	SCSEP Federal Indirect	10	1	100.00	Front End Split (FES)	Allowed for Reimbursement	Yes	071400050
Senior Community Service Employment Program CFDA 17.235	Yes	SCSEP Local	10	1	100.00	Front End Split (FES)	Allowed for Reimbursement	Yes	075100050
Senior Community Service Employment Program CFDA 17.235	Yes	SCSEP Other Enrollees Costs	10	1	100.00	Front End Split (FES)	Allowed for Reimbursement	Yes	075500050
Social Security_Disability Insurance CFDA 96.001	Yes	MS Indirect Disability Determination System	10	1	100.00	Front End Split (FES)	Allowed for Reimbursement	Yes	071400050
Social Security_Disability Insurance CFDA 96.001	Yes	Social Security Disability Insurance SY15 Converted ENs	10	1	100.00	Front End Split (FES)	Allowed for Reimbursement	Yes	
Social Security_Disability Insurance CFDA 96.001	Yes	DDS Indirect Federal	10	1	100.00	Front End Split (FES)	Allowed for Reimbursement	Yes	071400050
Social Security_Disability Insurance CFDA 96.001	Yes	Social Security_Disability Insurance	10	1	100.00	Front End Split (FES)	Allowed for Reimbursement	Yes	077400050

Major Program Name	Active Flag	Program Name	Funding Priority	Funding Line	Reim Percent	Split Indicator	Suspense Status	Eligible	Exp AR Unit
Social Security_Disability Insurance CFDA 96.001	Yes	Social Security_Disability Insurance	10	2	0.00	Front End Split (FES)	Suspended for Reimbursement	Yes	077400050
Social Security_Disability Insurance CFDA 96.001	Yes	Social Security_Disability Insurance	10	1	100.00	Front End Split (FES)	Allowed for Reimbursement	Yes	077400050
Social Security_Disability Insurance CFDA 96.001	Yes	DDS VR Indirect Federal	10	1	100.00	Front End Split (FES)	Allowed for Reimbursement	Yes	077100050
Social Security_Disability Insurance CFDA 96.001	Yes	Statewide Indirect	10	1	100.00	Front End Split (FES)	Allowed for Reimbursement	Yes	071400031
Social Security_Disability Insurance CFDA 96.001	Yes	VR Indirect Disability Determination System	10	1	100.00	Front End Split (FES)	Allowed for Reimbursement	Yes	077100050
Supplemental Security Income CFDA 96.006	Yes	Supplemental Security Income (Reimbursements)	10	1	100.00	Front End Split (FES)	Suspended for Reimbursement	Yes	077200050
State Programs	Yes	State Chance Business Enterprise Program	10	1	100.00	Front End Split (FES)	Suspended for Reimbursement	Yes	077200068
State Programs	Yes	State Chance Business Enterprise Program	10	1	100.00	Front End Split (FES)	Suspended for Reimbursement	Yes	077200068
State Programs	Yes	Federal Randolph Shepard Business Enterprise Program	10	1	100.00	Front End Split (FES)	Suspended for Reimbursement	Yes	077200069
State Programs	Yes	Federal Randolph Shepard Business Enterprise Program	10	1	100.00	Front End Split (FES)	Suspended for Reimbursement	Yes	077200069
State Training and Employment Program (STEP)	Yes	UI State Training & Employment Program	10	1	100.00	Front End Split (FES)	Suspended for Reimbursement	No	075700066
State Training and Employment Program (STEP)	Yes	WD State Training & Employment Program	10	1	100.00	Front End Split (FES)	Suspended for Reimbursement	No	075500066
Supported Employment Svc-Indiv Signfcnt Disablt CFDA 84.187	Yes	Supported Employment	10	1	100.00	Front End Split (FES)	Allowed for Reimbursement	Yes	077500050
Supported Employment Svc-Indiv Signfcnt Disablt CFDA 84.187	Yes	Supported Employment	10	1	100.00	Front End Split (FES)	Suspended for Reimbursement	Yes	077500031
Supported Employment Svc-Indiv Signfcnt Disablt CFDA 84.187	Yes	Supported Employment	10	1	100.00	Front End Split (FES)	Allowed for Reimbursement	Yes	077500050
Supported Employment Svc-Indiv Signfcnt Disablt CFDA 84.187	Yes	Supported Employment	10	2	0.00	Front End Split (FES)	Suspended for Reimbursement	Yes	077500031
Supported Employment Svc-Indiv Signfcnt Disablt CFDA 84.187	Yes	Supported Employment	10	1	100.00	Front End Split (FES)	Allowed for Reimbursement	Yes	077500050
Supported Employment Svc-Indiv Signfcnt Disablt CFDA 84.187	Yes	Supported Employment	10	1	100.00	Front End Split (FES)	Suspended for Reimbursement	Yes	
DOT-DP Aashtoware Project Testing	Yes	DOT-DP Aashtoware Project Testing	10	1	100.00	Front End Split (FES)	Allowed for Reimbursement	Yes	071700080
AVTEC Training Courses	No	AVTEC Training Courses	10	1	100.00	Front End Split (FES)	Allowed for Reimbursement	Yes	078100080
AVTEC Training Courses	Yes	AVTEC Training Courses	10	1	100.00	Front End Split (FES)	Allowed for Reimbursement	Yes	078100080
Trade Adjustment Assistance (TAA) CFDA 17.245	Yes	ET Indirect TAA	10	1	100.00	Front End Split (FES)	Allowed for Reimbursement	Yes	075110050
Trade Adjustment Assistance (TAA) CFDA 17.245	Yes	Indirect Trade Adjustment Act Admin	10	1	100.00	Front End Split (FES)	Allowed for Reimbursement	Yes	075110050
Trade Adjustment Assistance (TAA) CFDA 17.245	Yes	ET Indirect TAA Health Coverage Tax Credit	10	1	100.00	Front End Split (FES)	Allowed for Reimbursement	Yes	075110050
Trade Adjustment Assistance (TAA) CFDA 17.245	Yes	MS Indirect Trade Adjustment Act Admin	10	1	100.00	Front End Split (FES)	Allowed for Reimbursement	Yes	071400050

Major Program Name	Active Flag	Program Name	Funding Priority	Funding Line	Reim Percent	Split Indicator	Suspense Status	Eligible	Exp AR Unit
Trade Adjustment Assistance (TAA) CFDA 17.245	Yes	MS Indirect TAA Health Coverage Tax Credit	10	1	100.00	Front End Split (FES)	Allowed for Reimbursement	Yes	071400050
Trade Adjustment Assistance (TAA) CFDA 17.245	Yes	Trade Adjustment Act-Administration	10	1	100.00	Front End Split (FES)	Allowed for Reimbursement	Yes	075100050
Trade Adjustment Assistance (TAA) CFDA 17.245	Yes	Trade Adjustment Act Admin	10	1	100.00	Front End Split (FES)	Allowed for Reimbursement	Yes	075500050
Trade Adjustment Assistance (TAA) CFDA 17.245	Yes	Trade Adjustment Act-Case Management	10	1	100.00	Front End Split (FES)	Allowed for Reimbursement	Yes	075100050
Trade Adjustment Assistance (TAA) CFDA 17.245	Yes	Trade Adjustment Act Case Management	10	1	100.00	Front End Split (FES)	Allowed for Reimbursement	Yes	075500050
Trade Adjustment Assistance (TAA) CFDA 17.245	Yes	TAA Case Management Federal Indirect	10	1	100.00	Front End Split (FES)	Allowed for Reimbursement	Yes	071400050
Trade Adjustment Assistance (TAA) CFDA 17.245	Yes	TAA Health Coverage Tax Credit	10	1	100.00	Front End Split (FES)	Allowed for Reimbursement	Yes	075500050
Trade Adjustment Assistance (TAA) CFDA 17.245	Yes	TAA Admin Federal Indirect	10	1	100.00	Front End Split (FES)	Allowed for Reimbursement	Yes	071400050
Trade Adjustment Assistance (TAA) CFDA 17.245	Yes	Trade Adjustment Act Program	10	1	100.00	Front End Split (FES)	Allowed for Reimbursement	Yes	075500050
Trade Adjustment Assistance (TAA) CFDA 17.245	Yes	Trade Adjustment Act-Program	10	1	100.00	Front End Split (FES)	Allowed for Reimbursement	Yes	075100050
Ticket to Work	No	DO NOT USE	10	1	100.00	Front End Split (FES)	Suspended for Reimbursement	Yes	075300050
Ticket to Work 96.008	Yes	Ticket to Work	10	1	100.00	Front End Split (FES)	Suspended for Reimbursement	Yes	075300050
Ticket to Work 96.008	Yes	Ticket to Work	20	1	100.00	Front End Split (FES)	Suspended for Reimbursement	Yes	
Technical Vocational Education Program (TVEP)	Yes	UI Technical Vocational Education Program	10	1	100.00	Front End Split (FES)	Suspended for Reimbursement	No	075700067
Technical Vocational Education Program (TVEP)	Yes	WD Technical Vocational Education Program	10	1	100.00	Front End Split (FES)	Suspended for Reimbursement	No	075500067
		UI Prog Integrity & Performance Improvements	10	1	100.00	Front End Split (FES)	Allowed for Reimbursement	Yes	075700050
Unemployment Insurance (UI) CFDA 17.225	Yes	DP UI Indirect Federal	10	1	100.00	Front End Split (FES)	Allowed for Reimbursement	Yes	071400050
Unemployment Insurance (UI) CFDA 17.225	Yes	ETS Indirect for UI Admin	10	1	100.00	Front End Split (FES)	Allowed for Reimbursement	Yes	075110050
Unemployment Insurance (UI) CFDA 17.225	Yes	ETS Indirect for UI Tax	10	1	100.00	Front End Split (FES)	Allowed for Reimbursement	Yes	075110050
Unemployment Insurance (UI) CFDA 17.225	Yes	ETS UI Indirect Federal	10	1	100.00	Front End Split (FES)	Allowed for Reimbursement	Yes	071400050
Unemployment Insurance (UI) CFDA 17.225	Yes	DP UI Tax Indirect Federal	10	1	100.00	Front End Split (FES)	Allowed for Reimbursement	Yes	071400050
Unemployment Insurance (UI) CFDA 17.225	Yes	MS Indirect for UI Tax	10	1	100.00	Front End Split (FES)	Allowed for Reimbursement	Yes	071400050
Unemployment Insurance (UI) CFDA 17.225	Yes	Reemployment & Eligibility Assessment SBR-UI	10	1	100.00	Front End Split (FES)	Allowed for Reimbursement	Yes	075200050
Unemployment Insurance (UI) CFDA 17.225	Yes	Reemployment & Eligibility Assessment SBR-E&TS	10	1	100.00	Front End Split (FES)	Allowed for Reimbursement	Yes	075200050
Unemployment Insurance (UI) CFDA 17.225	Yes	REA SBR E&TS Federal	10	1	100.00	Front End Split (FES)	Allowed for Reimbursement	Yes	071400050
Unemployment Insurance (UI) CFDA 17.225	Yes	Indirect	10	1	100.00	Front End Split (FES)	Allowed for Reimbursement	Yes	071400050
Unemployment Insurance (UI) CFDA 17.225	Yes	REA UI Indirect Federal	10	1	100.00	Front End Split (FES)	Allowed for Reimbursement	Yes	071400050
Unemployment Insurance (UI) CFDA 17.225	Yes	Reemployment Services and Eligibility Assessment	10	1	100.00	Front End Split (FES)	Allowed for Reimbursement	Yes	075200050
Unemployment Insurance (UI) CFDA 17.225	Yes	RSEA UI Indirect Federal	10	1	100.00	Front End Split (FES)	Allowed for Reimbursement	Yes	071400050
Unemployment Insurance (UI) CFDA 17.225	Yes	UI Data Processing	10	1	100.00	Front End Split (FES)	Allowed for Reimbursement	Yes	071700050
Unemployment Insurance (UI) CFDA 17.225	Yes	UI Employment & Training Services	10	1	100.00	Front End Split (FES)	Allowed for Reimbursement	Yes	075200050
Unemployment Insurance (UI) CFDA 17.225	Yes	UI Tax Split 81%/19%	10	1	81.00	Front End Split (FES)	Allowed for Reimbursement	Yes	075700050
Unemployment Insurance (UI) CFDA 17.225	Yes	UI Tax Split 81%/19%	10	2	9.50	Front End Split (FES)	Allowed for Reimbursement	Yes	075700066

Major Program Name	Active Flag	Program Name	Funding Priority	Funding Line	Reim Percent	Split Indicator	Suspense Status	Eligible	Exp AR Unit
Unemployment Insurance (UI) CFDA 17.225	Yes	UI Tax Split 81%/19%	10	3	9.50	Front End Split (FES)	Allowed for Reimbursement	Yes	075700067
Unemployment Insurance (UI) CFDA 17.225	Yes	Unemployment Insurance Administration-UI	10	1	100.00	Front End Split (FES)	Allowed for Reimbursement	Yes	075200050
Unemployment Insurance (UI) CFDA 17.225	Yes	UI Admin supplemental funds PMS# "K1"	10	1	100.00	Front End Split (FES)	Allowed for Reimbursement	Yes	075700050
Unemployment Insurance (UI) CFDA 17.225	Yes	Unemployment Insurance Administration	10	1	100.00	Front End Split (FES)	Allowed for Reimbursement	Yes	075700050
Unemployment Insurance (UI) CFDA 17.225	Yes	UI Admin Workforce Development	10	1	100.00	Front End Split (FES)	Allowed for Reimbursement	Yes	075500050
Unemployment Insurance (UI) CFDA 17.225	Yes	Unemployment Insurance Administration-Additional Funding	10	1	100.00	Front End Split (FES)	Allowed for Reimbursement	Yes	075700050
Unemployment Insurance (UI) CFDA 17.225	Yes	UI DPTax Split 81%/19%	10	1	81.00	Front End Split (FES)	Allowed for Reimbursement	Yes	071700050
Unemployment Insurance (UI) CFDA 17.225	Yes	UI DPTax Split 81%/19%	10	2	19.00	Front End Split (FES)	Allowed for Reimbursement	Yes	071700080
Unemployment Insurance (UI) CFDA 17.225	Yes	UI DPTax Split 81%/19%	20	1	100.00	Front End Split (FES)	Allowed for Reimbursement	Yes	071700050
Unemployment Insurance (UI) CFDA 17.225	Yes	UI Admin Indirect Federal	10	1	100.00	Front End Split (FES)	Allowed for Reimbursement	Yes	071400050
Unemployment Insurance (UI) CFDA 17.225	Yes	UI SBR Additional Funding-Benefit Audit Recovery Tracking Sys	10	1	100.00	Front End Split (FES)	Allowed for Reimbursement	Yes	075200050
Unemployment Insurance (UI) CFDA 17.225	Yes	UI SBR Benefits Audit Recovery Tracking System Upgrade	10	1	100.00	Front End Split (FES)	Allowed for Reimbursement	Yes	075200050
Unemployment Insurance (UI) CFDA 17.225	Yes	UI SBR Data Analytics Tool	10	1	100.00	Front End Split (FES)	Allowed for Reimbursement	Yes	075200050
Unemployment Insurance (UI) CFDA 17.225	Yes	UI SBR Physical Security	10	1	100.00	Front End Split (FES)	Allowed for Reimbursement	Yes	075200050
Unemployment Insurance (UI) CFDA 17.225	Yes	UI SBR State Information Data Exchange System Implementation	10	1	100.00	Front End Split (FES)	Allowed for Reimbursement	Yes	075200050
Unemployment Insurance (UI) CFDA 17.225	Yes	UI SBR Treasury Offset Program Implementation	10	1	100.00	Front End Split (FES)	Allowed for Reimbursement	Yes	075200050
Unemployment Insurance (UI) CFDA 17.225	Yes	UI SBR Wage Verification for SIDES & BARTS	10	1	100.00	Front End Split (FES)	Allowed for Reimbursement	Yes	075200050
DO NOT USE	Yes	DO NOT USE	10	1	100.00	Front End Split (FES)	Suspended for Reimbursement	Yes	075700040
Unemployment Insurance-Additional Funding CFDA 17.225	Yes	UI Additional Funding	10	1	100.00	Front End Split (FES)	Allowed for Reimbursement	Yes	075700050
Employment and Training Services (ETS) UI Modernization	Yes	UI Modernization Federal Indirect	10	1	100.00	Front End Split (FES)	Allowed for Reimbursement	Yes	071400050
Employment and Training Services (ETS) UI Modernization	Yes	Employment and Training Services (E&TS) UI Modernization	10	1	100.00	Front End Split (FES)	Allowed for Reimbursement	Yes	075100050
Secure Access Management(SAM)	Yes	Secure Access Management(SAM) Holding Program	10	1	100.00	Front End Split (FES)	Suspended for Reimbursement	Yes	075700050
Secure Access Management RSA	Yes	LAW-MFC-UI Secure Access Management	10	1	100.00	Front End Split (FES)	Allowed for Reimbursement	Yes	075700080
Secure Access Management RSA	Yes	WD-UI Secure Access Management	10	1	100.00	Front End Split (FES)	Allowed for Reimbursement	Yes	075700080
Secure Access Management RSA	Yes	AHFC-UI Secure Access Management	10	1	100.00	Front End Split (FES)	Allowed for Reimbursement	Yes	075700080
Secure Access Management RSA	Yes	ACPE-UI Secure Access Management	10	1	100.00	Front End Split (FES)	Allowed for Reimbursement	Yes	075700080

Major Program Name	Active Flag	Program Name	Funding Priority	Funding Line	Reim Percent	Split Indicator	Suspense Status	Eligible	Exp AR Unit
Secure Access Management RSA	Yes	HSS-FMS-UI Secure Access Management	10	1	100.00	Front End Split (FES)	Allowed for Reimbursement	Yes	075700080
Secure Access Management RSA	Yes	HSS-HCS-UI Secure Access Management	10	1	100.00	Front End Split (FES)	Allowed for Reimbursement	Yes	075700080
Secure Access Management RSA	Yes	OCS-UI Secure Access Management	10	1	100.00	Front End Split (FES)	Allowed for Reimbursement	Yes	075700080
Secure Access Management RSA	Yes	LMI-UI Secure Access Management	10	1	100.00	Front End Split (FES)	Allowed for Reimbursement	Yes	075700080
Secure Access Management RSA	Yes	WC-UI Secure Access Management	10	1	100.00	Front End Split (FES)	Allowed for Reimbursement	Yes	075700080
Secure Access Management RSA	Yes	LSS-UI Secure Access Management	10	1	100.00	Front End Split (FES)	Allowed for Reimbursement	Yes	075700080
Secure Access Management RSA	Yes	WS-UI Secure Access Management	10	1	100.00	Front End Split (FES)	Allowed for Reimbursement	Yes	075700080
Secure Access Management RSA	Yes	WD-UI Secure Access Management	10	1	100.00	Front End Split (FES)	Allowed for Reimbursement	Yes	075700080
Secure Access Management RSA	Yes	UI-DP Secure Access Management	10	1	100.00	Front End Split (FES)	Allowed for Reimbursement	Yes	071700080
Secure Access Management RSA	Yes	DVR-UI Secure Access Management	10	1	100.00	Front End Split (FES)	Allowed for Reimbursement	Yes	075700080
Secure Access Management RSA	Yes	AVTEC-UI Secure Access Management	10	1	100.00	Front End Split (FES)	Allowed for Reimbursement	Yes	075700080
UI Supplemental Budget Request CFDA 17.225	Yes	UI SBR State Information Data Exchange System Implementation	10	1	100.00	Front End Split (FES)	Allowed for Reimbursement	Yes	075700050
UI Supplemental Budget Request CFDA 17.225	Yes	Ui SBR BARTS Project Add'l Funding	10	1	100.00	Front End Split (FES)	Allowed for Reimbursement	Yes	075700050
UI Supplemental Budget Request CFDA 17.225	Yes	UI SBR Treasury Offset Program Implementation	10	1	100.00	Front End Split (FES)	Allowed for Reimbursement	Yes	075700050
UI Supplemental Budget Request Data CFDA 17.225	Yes	ET Indirect SBR Data Analytics Tool	10	1	100.00	Front End Split (FES)	Allowed for Reimbursement	Yes	075110050
UI Supplemental Budget Request Data CFDA 17.225	Yes	MS Indirect SBR Data Analytics Tool	10	1	100.00	Front End Split (FES)	Allowed for Reimbursement	Yes	071400050
UI Supplemental Budget Request Data CFDA 17.225	Yes	UI SBR Data Analytics Tool	10	1	100.00	Front End Split (FES)	Allowed for Reimbursement	Yes	075700050
UI Supplemental Budget Request Data CFDA 17.225	Yes	UI SBR Prog Integrity and Performance Improvements	10	1	100.00	Front End Split (FES)	Allowed for Reimbursement	Yes	075700050
UI Supplemental Budget Request Data CFDA 17.225	Yes	UI SBR Data Physical Security	10	1	100.00	Front End Split (FES)	Allowed for Reimbursement	Yes	075700050
Wagner Peyser (WP) 17.207	Yes	ETS Indirect for Wagner Peyser WD	10	1	100.00	Front End Split (FES)	Allowed for Reimbursement	Yes	075110050
Wagner Peyser (WP) 17.207	Yes	ETS Indirect for Wagner Peyser WS	10	1	100.00	Front End Split (FES)	Allowed for Reimbursement	Yes	075110050
Wagner Peyser (WP) 17.207	Yes	ETS Indirect for Wagner Peyser UI	10	1	100.00	Front End Split (FES)	Allowed for Reimbursement	Yes	075110050
Wagner Peyser (WP) 17.207	Yes	ETS Indirect for Wagner Peyser 10% WS	10	1	100.00	Front End Split (FES)	Allowed for Reimbursement	Yes	075110050
Wagner Peyser (WP) 17.207	Yes	ET Ind DEIP13 recoded to WagPey	10	1	100.00	Front End Split (FES)	Allowed for Reimbursement	Yes	075110050

Major Program Name	Active Flag	Program Name	Funding Priority	Funding Line	Reim Percent	Split Indicator	Suspense Status	Eligible	Exp AR Unit
Wagner Peyser (WP) 17.207	Yes	ETS Indirect for Labor Cert recoded to Wag Pey	10	1	100.00	Front End Split (FES)	Allowed for Reimbursement	Yes	075110050
Wagner Peyser (WP) 17.207	Yes	ETS Indirect for WOTC recoded to Wag Pey	10	1	100.00	Front End Split (FES)	Allowed for Reimbursement	Yes	075110050
Wagner Peyser (WP) 17.207	Yes	MS Indirect for Wagner Peyser WD	10	1	100.00	Front End Split (FES)	Allowed for Reimbursement	Yes	071400050
Wagner Peyser (WP) 17.207	Yes	MS Indirect for Labor Cert recoded to Wag Pey	10	1	100.00	Front End Split (FES)	Allowed for Reimbursement	Yes	071400050
Wagner Peyser (WP) 17.207	Yes	MS Indirect for Labor Cert recoded to Wag Pey	10	1	100.00	Front End Split (FES)	Allowed for Reimbursement	Yes	071400050
Wagner Peyser (WP) 17.207	Yes	MS Indirect for WOTC recoded to Wag Pey	10	1	100.00	Front End Split (FES)	Allowed for Reimbursement	Yes	071400050
Wagner Peyser (WP) 17.207	Yes	Wagner Peyser-Data Processing	10	1	100.00	Front End Split (FES)	Allowed for Reimbursement	Yes	071700050
Wagner Peyser (WP) 17.207	Yes	Wagner Peyser-Unemployment Insurance	10	1	100.00	Front End Split (FES)	Allowed for Reimbursement	Yes	075200050
Wagner Peyser (WP) 17.207	Yes	Wagner Peyser Workforce Development	10	1	100.00	Front End Split (FES)	Allowed for Reimbursement	Yes	075500050
Wagner Peyser (WP) 17.207	Yes	Wagner Peyser Workforce Services	10	1	100.00	Front End Split (FES)	Allowed for Reimbursement	Yes	075300050
Wagner Peyser (WP) 17.207	Yes	Wagner Peyser 10%	10	1	100.00	Front End Split (FES)	Allowed for Reimbursement	Yes	075100050
Wagner Peyser (WP) 17.207	Yes	Wagner Peyser-Employment & Training Services	10	1	100.00	Front End Split (FES)	Allowed for Reimbursement	Yes	075100050
Wagner Peyser (WP) 17.207	Yes	Wagner Peyser Unemployment Insurance	10	1	100.00	Front End Split (FES)	Allowed for Reimbursement	Yes	075700050
Wagner Peyser (WP) 17.207	Yes	Wagner Peyser 10%	10	1	100.00	Front End Split (FES)	Allowed for Reimbursement	Yes	075300050
Wagner Peyser (WP) 17.207	Yes	MS Indirect for Wagner Peyser 10% WS	10	1	100.00	Front End Split (FES)	Allowed for Reimbursement	Yes	071400050
Wagner Peyser (WP) 17.207	Yes	DP Wagner Peyser Federal Indirect	10	1	100.00	Front End Split (FES)	Allowed for Reimbursement	Yes	071400050
Wagner Peyser (WP) 17.207	Yes	MS Indirect for Wagner Peyser WS	10	1	100.00	Front End Split (FES)	Allowed for Reimbursement	Yes	071400050
Wagner Peyser (WP) 17.207	Yes	MS Indirect for Wagner Peyser UI	10	1	100.00	Front End Split (FES)	Allowed for Reimbursement	Yes	071400050
WIA Dislocated Worker Formula Grants (DW) CFDA 17.278	No	WIA Dislocated Worker Rapid Response	10	1	100.00	Front End Split (FES)	Allowed for Reimbursement	Yes	076200050
WIA Dislocated Worker Formula Grants (DW) CFDA 17.278	Yes	WIA Dislocated Worker Local	10	1	100.00	Front End Split (FES)	Allowed for Reimbursement	Yes	076200050
WIA Dislocated Worker Formula Grants (DW) CFDA 17.278	Yes	WIA Dislocated Worker Statewide	10	1	100.00	Front End Split (FES)	Allowed for Reimbursement	Yes	076200050
WIA Adult Program CFDA 17.258	Yes	WIA Adult Local	10	1	100.00	Front End Split (FES)	Allowed for Reimbursement	Yes	076200050
WIA Adult Program CFDA 17.258	Yes	WIA Adult Statewide	10	1	100.00	Front End Split (FES)	Allowed for Reimbursement	Yes	076200050
WIA American Competitiveness CFDA 17.268	Yes	ETS Indirect for American Apprenticeship Initiative WD	10	1	100.00	Front End Split (FES)	Allowed for Reimbursement	Yes	075110050
WIA American Competitiveness CFDA 17.268	Yes	ETS Indirect for American Apprenticeship Initiative WS	10	1	100.00	Front End Split (FES)	Allowed for Reimbursement	Yes	075110050
WIA American Competitiveness CFDA 17.268	Yes	MS Indirect for American Apprenticeship Initiative WD	10	1	100.00	Front End Split (FES)	Allowed for Reimbursement	Yes	071400050

Major Program Name	Active Flag	Program Name	Funding Priority	Funding Line	Reim Percent	Split Indicator	Suspense Status	Eligible	Exp AR Unit
WIA American Competitiveness CFDA 17.268	Yes	WIA American Apprenticeship Initiative Workforce Development	10	1	100.00	Front End Split (FES)	Allowed for Reimbursement	Yes	075500050
WIA American Competitiveness CFDA 17.268	Yes	WIA American Apprenticeship Initiative Workforce Services	10	1	100.00	Front End Split (FES)	Allowed for Reimbursement	Yes	075300050
WIA American Competitiveness CFDA 17.268	Yes	WIA American Apprenticeship Initiative	10	1	100.00	Front End Split (FES)	Allowed for Reimbursement	Yes	075100050
WIA American Competitiveness CFDA 17.268	Yes	MS Indirect for American Apprenticeship Initiative WS	10	1	100.00	Front End Split (FES)	Allowed for Reimbursement	Yes	071400050
WIA National Emergency Grants CFDA 17.277	Yes	ETS Indirect for NEG SP WD	10	1	100.00	Front End Split (FES)	Allowed for Reimbursement	Yes	075110050
WIA National Emergency Grants CFDA 17.277	Yes	ETS Indirect for NEG RSIDW grant WD	10	1	100.00	Front End Split (FES)	Allowed for Reimbursement	Yes	075110050
WIA National Emergency Grants CFDA 17.277	Yes	MS Indirect for NEG RSIDWG WD	10	1	100.00	Front End Split (FES)	Allowed for Reimbursement	Yes	071400050
WIA National Emergency Grants CFDA 17.277	Yes	MS Indirect for NEG SP WD	10	1	100.00	Front End Split (FES)	Allowed for Reimbursement	Yes	071400050
WIA National Emergency Grants CFDA 17.277	Yes	WIA Dislocated Worker Training-National Emergency Grants	10	1	100.00	Front End Split (FES)	Allowed for Reimbursement	Yes	076200050
WIA National Emergency Grants CFDA 17.277	Yes	WIA DW-National Emergency Grants-Sector Partnership	10	1	100.00	Front End Split (FES)	Allowed for Reimbursement	Yes	076200050
WIA National Emergency Grants CFDA 17.277	Yes	NEG Sector Partnership	10	1	100.00	Front End Split (FES)	Allowed for Reimbursement	Yes	075100050
WIA National Emergency Grants CFDA 17.277	Yes	WIA NR National Emergency Grant Sector Partnership	10	1	100.00	Front End Split (FES)	Allowed for Reimbursement	Yes	075500050
WIA National Emergency Grants CFDA 17.277	Yes	Reemployment & System Integration Dislocated Worker Grant	10	1	100.00	Front End Split (FES)	Allowed for Reimbursement	Yes	075500050
WIA Pilots, Demonstrations, & Research Projects CFDA 17.261	No	Workforce Data Quality Initiative	10	1	100.00	Front End Split (FES)	Allowed for Reimbursement	Yes	071800050
WIA Pilots, Demonstrations, & Research Projects CFDA 17.261	No	WDQI LMI Indirect Federal	10	1	100.00	Front End Split (FES)	Allowed for Reimbursement	Yes	071400050
WIA Pilots, Demonstrations, & Research Projects CFDA 17.261	Yes	WDQI Indirect-Implentation & Testing	10	1	100.00	Front End Split (FES)	Allowed for Reimbursement	Yes	071400050
WIA Pilots, Demonstrations, & Research Projects CFDA 17.261	Yes	Workforce Data Quality Initiative Implentation & Testing	10	1	100.00	Front End Split (FES)	Allowed for Reimbursement	Yes	071800050
WIA Pilots, Demonstrations, & Research Projects CFDA 17.261	Yes	WDQI Indirect-Project Planning & Assistance	10	1	100.00	Front End Split (FES)	Allowed for Reimbursement	Yes	071400050
WIA Pilots, Demonstrations, & Research Projects CFDA 17.261	Yes	Wrkfrc Data Qlty Initiative Project Planning & Assistance	10	1	100.00	Front End Split (FES)	Allowed for Reimbursement	Yes	071800050
WIA Pilots, Demonstrations, & Research Projects CFDA 17.261	Yes	WDQI Indirect-Template Formation & Scorecard Production	10	1	100.00	Front End Split (FES)	Allowed for Reimbursement	Yes	071400050

Major Program Name	Active Flag	Program Name	Funding Priority	Funding Line	Reim Percent	Split Indicator	Suspense Status	Eligible	Exp AR Unit
WIA Pilots, Demonstrations, & Research Projects CFDA 17.261	Yes	Wrkfrc Data Qlty Inttv Template Formation&Scorecard Productn	10	1	100.00	Front End Split (FES)	Allowed for Reimbursement	Yes	071800050
WIA DW Nat'l Reserve Technical Assist & Training CFDA 17.281	Yes	WIA DW NR Technical Assistance & Training DETS Indirect	10	1	100.00	Front End Split (FES)	Allowed for Reimbursement	Yes	075110050
WIA DW Nat'l Reserve Technical Assist & Training CFDA 17.281	Yes	WIA DW NR Technical Assistance & Training DETS Indirect	10	1	100.00	Front End Split (FES)	Allowed for Reimbursement	Yes	071400050
WIA DW Nat'l Reserve Technical Assist & Training CFDA 17.281	Yes	WIA DW-National Reserve-Technical Assistance & Training	10	1	100.00	Front End Split (FES)	Allowed for Reimbursement	Yes	076200050
WIA DW Nat'l Reserve Technical Assist & Training CFDA 17.281	Yes	WIA DW NR-Technical Assistance & Training	10	1	100.00	Front End Split (FES)	Allowed for Reimbursement	Yes	075100050
WIA DW Nat'l Reserve Technical Assist & Training CFDA 17.281	Yes	WIA DW NR Technical Assistance & Training	10	1	100.00	Front End Split (FES)	Allowed for Reimbursement	Yes	075500050
WIA Youth Activities CFDA 17.259	No	WIA Youth Local	10	1	100.00	Front End Split (FES)	Allowed for Reimbursement	Yes	076200050
WIA Youth Activities CFDA 17.259	Yes	WIA Youth Statewide	10	1	100.00	Front End Split (FES)	Allowed for Reimbursement	Yes	076200050
WIOA Adult Program CFDA 17.258	Yes	Adult Local Workforce Development	10	1	100.00	Front End Split (FES)	Allowed for Reimbursement	Yes	075500050
WIOA Adult Program CFDA 17.258	Yes	Adult Local Workforce Services	10	1	100.00	Front End Split (FES)	Allowed for Reimbursement	Yes	075300050
WIOA Adult Program CFDA 17.258	Yes	Adult Statewide Workforce Development	10	1	100.00	Front End Split (FES)	Allowed for Reimbursement	Yes	075500050
WIOA Adult Program CFDA 17.258	Yes	Adult Statewide Workforce Services	10	1	100.00	Front End Split (FES)	Allowed for Reimbursement	Yes	075300050
WIOA Adult Program CFDA 17.258	Yes	ETS Indirect for Adult Local WD	10	1	100.00	Front End Split (FES)	Allowed for Reimbursement	Yes	075110050
WIOA Adult Program CFDA 17.258	Yes	ETS Indirect for Adult Local WS	10	1	100.00	Front End Split (FES)	Allowed for Reimbursement	Yes	075110050
WIOA Adult Program CFDA 17.258	Yes	ETS Indirect for Adult Statewide WD	10	1	100.00	Front End Split (FES)	Allowed for Reimbursement	Yes	075110050
WIOA Adult Program CFDA 17.258	Yes	MS Indirect for Adult Local WD	10	1	100.00	Front End Split (FES)	Allowed for Reimbursement	Yes	071400050
WIOA Adult Program CFDA 17.258	Yes	MS Indirect for Adult Local WS	10	1	100.00	Front End Split (FES)	Allowed for Reimbursement	Yes	071400050
WIOA Adult Program CFDA 17.258	Yes	MS Indirect for Adult Statewide WD	10	1	100.00	Front End Split (FES)	Allowed for Reimbursement	Yes	071400050
WIOA Adult Program CFDA 17.258	Yes	WIOA Adult Local	10	1	100.00	Front End Split (FES)	Allowed for Reimbursement	Yes	076200050
WIOA Adult Program CFDA 17.258	Yes	WIOA Adult Statewide	10	1	100.00	Front End Split (FES)	Allowed for Reimbursement	Yes	076200050
WIOA Dislocated Worker Formula Grants (DW) CFDA17.278	No	WIOA Dislocated Worker Rapid Response	10	1	100.00	Front End Split (FES)	Allowed for Reimbursement	Yes	076200050
WIOA Dislocated Worker Formula Grants (DW) CFDA17.278	No	WIOA Dislocated Worker Local	10	1	100.00	Front End Split (FES)	Allowed for Reimbursement	Yes	076200050
WIOA Dislocated Worker Formula Grants (DW) CFDA17.278	Yes	Dislocated Worker Local Workforce Development	10	1	100.00	Front End Split (FES)	Allowed for Reimbursement	Yes	075500050
WIOA Dislocated Worker Formula Grants (DW) CFDA17.278	Yes	Dislocated Worker Local Workforce Services	10	1	100.00	Front End Split (FES)	Allowed for Reimbursement	Yes	075300050

Major Program Name	Active Flag	Program Name	Funding Priority	Funding Line	Reim Percent	Split Indicator	Suspense Status	Eligible	Exp AR Unit
WIOA Dislocated Worker Formula Grants (DW) CFDA17.278	Yes	Dislocated Worker Rapid Response Workforce Development	10	1	100.00	Front End Split (FES)	Allowed for Reimbursement	Yes	075500050
WIOA Dislocated Worker Formula Grants (DW) CFDA17.278	Yes	Dislocated Worker Rapid Response Workforce Services	10	1	100.00	Front End Split (FES)	Allowed for Reimbursement	Yes	075300050
WIOA Dislocated Worker Formula Grants (DW) CFDA17.278	Yes	Dislocated Worker Statewide Workforce Development	10	1	100.00	Front End Split (FES)	Allowed for Reimbursement	Yes	075500050
WIOA Dislocated Worker Formula Grants (DW) CFDA17.278	Yes	Dislocated Worker Statewide Workforce Services	10	1	100.00	Front End Split (FES)	Allowed for Reimbursement	Yes	075300050
WIOA Dislocated Worker Formula Grants (DW) CFDA17.278	Yes	ETS Indirect for Dislocated Worker Local WD	10	1	100.00	Front End Split (FES)	Allowed for Reimbursement	Yes	075110050
WIOA Dislocated Worker Formula Grants (DW) CFDA17.278	Yes	ETS Indirect for Dislocated Worker Local WS	10	1	100.00	Front End Split (FES)	Allowed for Reimbursement	Yes	075110050
WIOA Dislocated Worker Formula Grants (DW) CFDA17.278	Yes	ETS Indirect for DW Rapid Response WD	10	1	100.00	Front End Split (FES)	Allowed for Reimbursement	Yes	075110050
WIOA Dislocated Worker Formula Grants (DW) CFDA17.278	Yes	ETS Indirect for DW Rapid Response WS	10	1	100.00	Front End Split (FES)	Allowed for Reimbursement	Yes	075110050
WIOA Dislocated Worker Formula Grants (DW) CFDA17.278	Yes	ETS Indirect for Dislocated Worker Statewide WD	10	1	100.00	Front End Split (FES)	Allowed for Reimbursement	Yes	075110050
WIOA Dislocated Worker Formula Grants (DW) CFDA17.278	Yes	MS Indirect for Dislocated Worker Local WD	10	1	100.00	Front End Split (FES)	Allowed for Reimbursement	Yes	071400050
WIOA Dislocated Worker Formula Grants (DW) CFDA17.278	Yes	MS Indirect for Dislocated Worker Local WS	10	1	100.00	Front End Split (FES)	Allowed for Reimbursement	Yes	071400050
WIOA Dislocated Worker Formula Grants (DW) CFDA17.278	Yes	MS Indirect for Dislocated Worker Rapid Response WD	10	1	100.00	Front End Split (FES)	Allowed for Reimbursement	Yes	071400050
WIOA Dislocated Worker Formula Grants (DW) CFDA17.278	Yes	MS Indirect for Dislocated Worker Rapid Response WS	10	1	100.00	Front End Split (FES)	Allowed for Reimbursement	Yes	071400050
WIOA Dislocated Worker Formula Grants (DW) CFDA17.278	Yes	MS Indirect for Dislocated Worker Statewide WD	10	1	100.00	Front End Split (FES)	Allowed for Reimbursement	Yes	071400050
WIOA Dislocated Worker Formula Grants (DW) CFDA17.278	Yes	WIOA Dislocated Worker Statewide	10	1	100.00	Front End Split (FES)	Allowed for Reimbursement	Yes	076200050
WIOA Youth Activities CFDA 17.259	Yes	ETS Indirect for Youth Local WD	10	1	100.00	Front End Split (FES)	Allowed for Reimbursement	Yes	075110050
WIOA Youth Activities CFDA 17.259	Yes	ETS Indirect for Youth Statewide WD	10	1	100.00	Front End Split (FES)	Allowed for Reimbursement	Yes	075110050
WIOA Youth Activities CFDA 17.259	Yes	MS Indirect for Youth Local WD	10	1	100.00	Front End Split (FES)	Allowed for Reimbursement	Yes	071400050
WIOA Youth Activities CFDA 17.259	Yes	MS Indirect for Youth Statewide WD	10	1	100.00	Front End Split (FES)	Allowed for Reimbursement	Yes	071400050
WIOA Youth Activities CFDA 17.259	Yes	WIOA Youth Local	10	1	100.00	Front End Split (FES)	Allowed for Reimbursement	Yes	076200050
WIOA Youth Activities CFDA 17.259	Yes	WIOA Youth Statewide	10	1	100.00	Front End Split (FES)	Allowed for Reimbursement	Yes	076200050
WIOA Youth Activities CFDA 17.259	Yes	Youth Activities Local	10	1	100.00	Front End Split (FES)	Allowed for Reimbursement	Yes	075500050
WIOA Youth Activities CFDA 17.259	Yes	Youth Activities Statewide	10	1	100.00	Front End Split (FES)	Allowed for Reimbursement	Yes	075500050
Work Opportunity Tax Credit Program (WOTC) CFDA 17.271	Yes	ETS Indirect for WOTC WD	10	1	100.00	Front End Split (FES)	Allowed for Reimbursement	Yes	075110050

Major Program Name	Active Flag	Program Name	Funding Priority	Funding Line	Reim Percent	Split Indicator	Suspense Status	Eligible	Exp AR Unit
Work Opportunity Tax Credit Program (WOTC) CFDA 17.271	Yes	Work Opportunity Tax Credit Program	10	1	100.00	Front End Split (FES)	Allowed for Reimbursement	Yes	075100050
Work Opportunity Tax Credit Program (WOTC) CFDA 17.271	Yes	Work Opportunity Tax Credit Program	10	1	100.00	Front End Split (FES)	Allowed for Reimbursement	Yes	075500050
Work Opportunity Tax Credit Program (WOTC) CFDA 17.271	Yes	WOTC Federal Indirect	10	1	100.00	Front End Split (FES)	Allowed for Reimbursement	Yes	071400050
Compensation and Working Conditions CFDA 17.005	Yes	Annual Survey Indirect Federal	10	1	100.00	Front End Split (FES)	Allowed for Reimbursement	Yes	071400050
Compensation and Working Conditions CFDA 17.005	Yes	Annual Survey	10	1	50.00	Front End Split (FES)	Allowed for Reimbursement	Yes	071800050
Compensation and Working Conditions CFDA 17.005	Yes	Annual Survey	10	2	50.00	Front End Split (FES)	Allowed for Reimbursement	Yes	071800060
Compensation and Working Conditions CFDA 17.005	Yes	Census of Fatal Occupational Injuries (CFOI)	10	1	50.00	Front End Split (FES)	Allowed for Reimbursement	Yes	071800050
Compensation and Working Conditions CFDA 17.005	Yes	Census of Fatal Occupational Injuries (CFOI)	10	2	50.00	Front End Split (FES)	Allowed for Reimbursement	Yes	071800060
Compensation and Working Conditions CFDA 17.005	Yes	CFOI Indirect Federal	10	1	100.00	Front End Split (FES)	Allowed for Reimbursement	Yes	071400050
AK Health Workforce Hiring Survey and Study	No	AK Health Workforce Hiring Survey and Study	10	1	100.00	Front End Split (FES)	Allowed for Reimbursement	Yes	071800080
AK Health Workforce Hiring Survey and Study	Yes	AK Health Workforce Hiring Survey and Study	10	1	100.00	Front End Split (FES)	Allowed for Reimbursement	Yes	071800080
Kachemak Bay ABE - AVTEC	Yes	Kachemak Bay ABE - AVTEC	10	1	100.00	Front End Split (FES)	Allowed for Reimbursement	Yes	078100080
Kachemak Bay ABE - AVTEC	Yes	Kachemak Bay ABE - AVTEC	10	1	100.00	Front End Split (FES)	Allowed for Reimbursement	Yes	078100080
Overpaid or Underpaid Public Employee Compensation	Yes	Overpaid or Underpaid Public Employee Compensation in the St	10	1	100.00	Front End Split (FES)	Allowed for Reimbursement	Yes	071800080
Overpaid or Underpaid Public Employee Compensation	Yes	Overpaid or Underpaid Public Employee Compensation	10	1	100.00	Front End Split (FES)	Allowed for Reimbursement	Yes	071800080
Student Graduate Followup	Yes	Student Graduate Followup	10	1	100.00	Front End Split (FES)	Allowed for Reimbursement	Yes	071800080
Student Graduate Followup	Yes	Student Graduate Followup	10	1	100.00	Front End Split (FES)	Allowed for Reimbursement	Yes	071800080

Object Fiscal Year	Object Code	Object Name	Active Flag	Budget Flag	Object Class Code	Object Category Code	Object Type Code	Object Group Code
2017	0000	Master Closing Object	Yes	No	0013	0013	0013	0013
2017	0010	General Government	Yes	No	0010	0010	0010	0010
2017	0011	Education	Yes	No	0010	0010	0010	0010
2017	0012	University	Yes	No	0010	0010	0010	0010
2017	0013	Health and Human Services	Yes	No	0010	0010	0010	0010
2017	0014	Law and Justice	Yes	No	0010	0010	0010	0010
2017	0015	Public Protection	Yes	No	0010	0010	0010	0010
2017	0016	Natural Resources	Yes	No	0010	0010	0010	0010
2017	0017	Development	Yes	No	0010	0010	0010	0010
2017	0018	Transportation	Yes	No	0010	0010	0010	0010
2017	0019	Intergovernmental Revenue Sharing	Yes	No	0010	0010	0010	0010
2017	0020	Debt Service	Yes	No	0010	0010	0010	0010
2017	0022	Prior Period Adjustment - Division of Finance Use Only	Yes	Yes	0010	0010	0010	0010
2017	0024	Unallocated Function	Yes	No	0010	0010	0010	0010
2017	0025	Transfers Out	Yes	No	0012	0012	0012	0012
2017	0026	Transfers Out Other Funds	Yes	No	0012	0012	0012	0012
2017	0027	Transfers Out Contributed Capital	Yes	No	0012	0012	0012	0012
2017	0028	UI Fund Tsfrs Out	Yes	No	0012	0012	0012	0012
2017	0029	Transfers Out Personal Services	Yes	Yes	0012	0012	1000	1000
2017	0030	Transfers Out Travel	Yes	Yes	0012	0012	2000	2000
2017	0031	Transfers Out Services	Yes	Yes	0012	0012	3000	2000
2017	0032	Transfers Out Commodities	Yes	Yes	0012	0012	4000	2000
2017	0033	Transfers Out Capital Outlay	Yes	Yes	0012	0012	5000	2000
2017	0034	Transfers Out Grants & Benefits	Yes	Yes	0012	0012	7000	7000
2017	1000	Distributed Regular	Yes	Yes	1000	1000	1000	1000
2017	1001	Overtime Time and 1/2	Yes	Yes	1001	1000	1000	1000
2017	1002	Double Time	Yes	Yes	1001	1000	1000	1000
2017	1003	Straight Time Overtime	Yes	Yes	1001	1000	1000	1000
2017	1004	Not Paid Overtime	Yes	Yes	1001	1000	1000	1000
2017	1005	Leave Taken	Yes	Yes	1002	1000	1000	1000
2017	1006	Expenditure Reduction Wages and Benefits Offset	Yes	Yes	1002	1000	1000	1000
2017	1007	Benefits	Yes	Yes	1003	1000	1000	1000
2017	1008	Leave	Yes	Yes	1003	1000	1000	1000
2017	1009	Insurance	Yes	Yes	1003	1000	1000	1000
2017	1010	Variance	Yes	Yes	1003	1000	1000	1000
2017	1011	Regular Compensation	Yes	Yes	1004	1001	1000	1000
2017	1012	Additional Regular	Yes	Yes	1004	1001	1000	1000
2017	1013	Area Differential	Yes	Yes	1004	1001	1000	1000
2017	1014	Overtime	Yes	Yes	1005	1001	1000	1000
2017	1015	Shift Differential	Yes	Yes	1005	1001	1000	1000
2017	1016	Other Premium Pay	Yes	Yes	1005	1001	1000	1000
2017	1017	One Time Payment	Yes	Yes	1006	1001	1000	1000
2017	1018	Incentive Award Program	Yes	Yes	1006	1001	1000	1000

Object Fiscal Year	Object Code	Object Name	Active Flag	Budget Flag	Object Class Code	Object Category Code	Object Type Code	Object Group Code
2017	1019	Rural Relocation Expense Offset	Yes	Yes	1006	1001	1000	1000
2017	1020	Retroactive Pay	Yes	Yes	1006	1001	1000	1000
2017	1021	Allowances to Employees	Yes	Yes	1006	1001	1000	1000
2017	1022	Sea Duty Pay	Yes	Yes	1006	1001	1000	1000
2017	1023	Leave Taken	Yes	Yes	1007	1001	1000	1000
2017	1024	Liquidated Leave	Yes	Yes	1007	1001	1000	1000
2017	1027	Annual Physical Reimbursement	Yes	Yes	1008	1002	1000	1000
2017	1028	Alaska Supplemental Benefit	Yes	Yes	1008	1002	1000	1000
2017	1029	Public Employee's Retirement System Defined Benefits	Yes	Yes	1008	1002	1000	1000
2017	1030	Public Employee's Retirement System Defined Contribution	Yes	Yes	1008	1002	1000	1000
2017	1031	Public Employee's Retirement System Defined Cont Emplr Match	Yes	Yes	1008	1002	1000	1000
2017	1032	Teacher's Retirement System Defined Benefits	Yes	Yes	1008	1002	1000	1000
2017	1033	Teacher's Retirement System Defined Contribution	Yes	Yes	1008	1002	1000	1000
2017	1034	Public Employee's Retirement System Defined Cont Health Reim	Yes	Yes	1008	1002	1000	1000
2017	1035	Public Employee's Retirement Sys Defined Cont Retiree Medical	Yes	Yes	1008	1002	1000	1000
2017	1036	Judicial Retirement System Defined Benefit	Yes	Yes	1008	1002	1000	1000
2017	1037	Public Employee's Retirement Sys Defined Benefit Unfnd Liab	Yes	Yes	1008	1002	1000	1000
2017	1038	Teacher's Retirement System Defined Benefit Unfunded Liab	Yes	Yes	1008	1002	1000	1000
2017	1039	Unemployment Insurance	Yes	Yes	1008	1002	1000	1000
2017	1040	Group Health Insurance	Yes	Yes	1008	1002	1000	1000
2017	1041	Basic Life and Travel	Yes	Yes	1008	1002	1000	1000
2017	1042	Worker's Compensation Insurance	Yes	Yes	1008	1002	1000	1000
2017	1043	Northwest Marine Welfare Trust	Yes	Yes	1008	1002	1000	1000
2017	1044	Marine Engineer Boatman's Association Pension	Yes	Yes	1008	1002	1000	1000
2017	1045	Other Alaska Marine Highway System Benefits	Yes	Yes	1008	1002	1000	1000
2017	1046	Labor, Trades and Crafts Health Trust	Yes	Yes	1008	1002	1000	1000
2017	1047	Leave Cash In Employer Charge	Yes	Yes	1008	1002	1000	1000
2017	1048	Terminal Leave Employer Charge	Yes	Yes	1008	1002	1000	1000
2017	1049	Alaska Correctional Officer's Association Injury Leave Cont	Yes	Yes	1008	1002	1000	1000
2017	1050	Cobra Subsidy - ARRA	Yes	Yes	1008	1002	1000	1000
2017	1051	Leave/Holiday Pool	Yes	Yes	1008	1002	1000	1000
2017	1052	Compensation Leave Pool	Yes	Yes	1008	1002	1000	1000
2017	1053	Medicare Tax	Yes	Yes	1009	1002	1000	1000
2017	1054	Payroll Liability Wash	Yes	Yes	1010	1002	1000	1000
2017	1055	Benefcry/Estate_Pay	Yes	Yes	1011	1003	1000	1000
2017	1056	Retirement Benefits	Yes	Yes	1012	1004	1000	1000
2017	1057	LTC Business Leave Bank Contributions	Yes	Yes	1013	1004	1000	1000
2017	1058	LTC Business Leave Bank Usage	Yes	Yes	1013	1004	1000	1000
2017	1059	PSEA Business Leave Bank Usage	Yes	Yes	1013	1004	1000	1000
2017	1060	CEA Business Leave Bank Contributions	Yes	Yes	1013	1004	1000	1000
2017	1061	CEA Business Leave Bank Usage	Yes	Yes	1013	1004	1000	1000
2017	1062	GGU Business Leave Bank Contributions	Yes	Yes	1013	1004	1000	1000
2017	1063	GGU Business Leave Bank Usage	Yes	Yes	1013	1004	1000	1000

Object Fiscal Year	Object Code	Object Name	Active Flag	Budget Flag	Object Class Code	Object Category Code	Object Type Code	Object Group Code
2017	1064	CCSEA Business Leave Bank Usage	Yes	Yes	1013	1004	1000	1000
2017	1065	MMP Business Leave Bank Contributions	Yes	Yes	1013	1004	1000	1000
2017	1066	MEBA Business Leave Bank Contributions	Yes	Yes	1013	1004	1000	1000
2017	1067	IBU Business Leave Bank Contributions	Yes	Yes	1013	1004	1000	1000
2017	1068	AVTECTA Business Leave Usage	Yes	Yes	1013	1004	1000	1000
2017	1069	SU Business Leave Bank Contributions	Yes	Yes	1013	1004	1000	1000
2017	1070	SU Business Leave Bank Usage	Yes	Yes	1013	1004	1000	1000
2017	1071	MMP Business Leave Bank Usage	Yes	Yes	1013	1004	1000	1000
2017	1072	MEBA Business Leave Bank Usage	Yes	Yes	1013	1004	1000	1000
2017	1073	IBU Business Leave Bank Usage	Yes	Yes	1013	1004	1000	1000
2017	1074	CO Business Leave Bank Contributions	Yes	Yes	1013	1004	1000	1000
2017	1075	CO Business Leave Bank Usage	Yes	Yes	1013	1004	1000	1000
2017	1076	TEAME Business Leave Bank Usage	Yes	Yes	1013	1004	1000	1000
2017	1077	ASEA Legal Trust	Yes	Yes	1014	1004	1000	1000
2017	1078	CEA Legal Trust	Yes	Yes	1015	1004	1000	1000
2017	1079	ASEA Injury Leave Usage	Yes	Yes	1016	1004	1000	1000
2017	1080	SU Legal Trst	Yes	Yes	1017	1004	1000	1000
2017	1081	Payroll Exceptions	Yes	Yes	1018	1004	1000	1000
2017	1082	Personal Services Leave/Holiday Allocations	Yes	Yes	1019	1004	1000	1000
2017	1083	Pension Expense GASB 68	Yes	Yes	1008	1002	1000	1000
2017	1970	Personal Services Transfer	Yes	Yes	1021	1004	1000	1000
2017	1979	Personal Services Management Allocations	Yes	Yes	1020	1004	1000	1000
2017	2000	In-State Employee Airfare	Yes	Yes	2000	2000	2000	2000
2017	2001	In-State Employee Surface Transportation	Yes	Yes	2000	2000	2000	2000
2017	2002	In-State Employee Lodging	Yes	Yes	2000	2000	2000	2000
2017	2003	In-State Employee Meals and Incidentals	Yes	Yes	2000	2000	2000	2000
2017	2004	In-State Employee Reimbursable Travel Costs	Yes	Yes	2000	2000	2000	2000
2017	2005	In-State Non-Employee Airfare	Yes	Yes	2001	2000	2000	2000
2017	2006	In-State Non-Employee Surface Transportation	Yes	Yes	2001	2000	2000	2000
2017	2007	In-State Non-Employee Lodging	Yes	Yes	2001	2000	2000	2000
2017	2008	In-State Non-Employee Meals and Incidentals	Yes	Yes	2001	2000	2000	2000
2017	2009	In-State Non-Employee Taxable Per Diem	Yes	Yes	2001	2000	2000	2000
2017	2010	In-State Non-Employee Non-Taxable Reimbursement	Yes	Yes	2001	2000	2000	2000
2017	2011	In-State Non-Employee Juror Surface Transportation	Yes	Yes	2001	2000	2000	2000
2017	2012	Out-State Employee Airfare	Yes	Yes	2002	2001	2000	2000
2017	2013	Out-State Employee Surface Transportation	Yes	Yes	2002	2001	2000	2000
2017	2014	Out-State Employee Lodging	Yes	Yes	2002	2001	2000	2000
2017	2015	Out-State Employee Meals and Incidentals	Yes	Yes	2002	2001	2000	2000
2017	2016	Out-State Employee Reimbursable Travel Costs	Yes	Yes	2002	2001	2000	2000
2017	2017	Out-State Non-Employee Airfare	Yes	Yes	2003	2001	2000	2000
2017	2018	Out-State Non-Employee Surface Transportation	Yes	Yes	2003	2001	2000	2000
2017	2019	Out-State Non-Employee Lodging	Yes	Yes	2003	2001	2000	2000
2017	2020	Out-State Non-Employee Meals and Incidentals	Yes	Yes	2003	2001	2000	2000

Object Fiscal Year	Object Code	Object Name	Active Flag	Budget Flag	Object Class Code	Object Category Code	Object Type Code	Object Group Code
2017	2021	Out-State Non-Employee Taxable Per Diem	Yes	Yes	2003	2001	2000	2000
2017	2022	Out-State Non-Employee Non-Taxable Reimbursement	Yes	Yes	2003	2001	2000	2000
2017	2023	Legislator Transportation	Yes	Yes	2004	2002	2000	2000
2017	2024	Legislator Session Per Diem	Yes	Yes	2004	2002	2000	2000
2017	2025	Legislator Relocation	Yes	Yes	2004	2002	2000	2000
2017	2026	Legislator Long Term Interim Per Diem	Yes	Yes	2004	2002	2000	2000
2017	2027	Legislator Travel Per Diem	Yes	Yes	2004	2002	2000	2000
2017	2028	Move Household Goods	Yes	Yes	2005	2003	2000	2000
2017	2029	Move Travel/Lodging	Yes	Yes	2005	2003	2000	2000
2017	2030	Move Meals	Yes	Yes	2005	2003	2000	2000
2017	2031	Premove Travel	Yes	Yes	2005	2003	2000	2000
2017	2032	Premove Meals	Yes	Yes	2005	2003	2000	2000
2017	2033	Moving - Temporary Quarters Lodging	Yes	Yes	2005	2003	2000	2000
2017	2034	Moving - Temporary Quarters Meals	Yes	Yes	2005	2003	2000	2000
2017	2035	Moving - Other Moving Exps	Yes	Yes	2005	2003	2000	2000
2017	2036	Cash Advance Fee	Yes	Yes	2006	2004	2000	2000
2017	2037	AKPAY Travel Expense	Yes	Yes	2006	2004	2000	2000
2017	2970	Travel Cost Transfer	Yes	Yes	2006	2004	2000	2000
2017	2979	Travel Management Allocation	Yes	Yes	2006	2004	2000	2000
2017	3000	Training/Conferences	Yes	Yes	3000	3000	3000	2000
2017	3001	Test Monitor/Proctor	Yes	Yes	3000	3000	3000	2000
2017	3002	Memberships	Yes	Yes	3000	3000	3000	2000
2017	3003	Employee Tuition	Yes	Yes	3000	3000	3000	2000
2017	3004	Accounting/Auditing	Yes	Yes	3001	3000	3000	2000
2017	3005	Management/Consulting	Yes	Yes	3001	3000	3000	2000
2017	3006	Grantee Monitoring	Yes	Yes	3001	3000	3000	2000
2017	3007	Loan Service Fees	Yes	Yes	3001	3000	3000	2000
2017	3008	Loan Forgiveness Exp	Yes	Yes	3001	3000	3000	2000
2017	3009	Bad Debt Expense	Yes	Yes	3001	3000	3000	2000
2017	3010	Insurance/Bonds	Yes	Yes	3001	3000	3000	2000
2017	3011	Insurance Claims	Yes	Yes	3001	3000	3000	2000
2017	3012	Securities Lending Expense	Yes	Yes	3001	3000	3000	2000
2017	3013	Penalties And Fines	Yes	Yes	3001	3000	3000	2000
2017	3014	Interest Expense	Yes	Yes	3001	3000	3000	2000
2017	3015	Redeemed Field Warrants Without Financial Coding	Yes	Yes	3001	3000	3000	2000
2017	3016	Claim/Judgement Non-Taxable	Yes	Yes	3001	3000	3000	2000
2017	3017	Claim/Judgement-Taxable	Yes	Yes	3001	3000	3000	2000
2017	3018	Judgement/Settlement Interest	Yes	Yes	3001	3000	3000	2000
2017	3019	Uncleared 1Card Transactions	Yes	Yes	3001	3000	3000	2000
2017	3020	Custody Care	Yes	Yes	3002	3000	3000	2000
2017	3021	Jury	Yes	Yes	3002	3000	3000	2000
2017	3022	Attorney	Yes	Yes	3002	3000	3000	2000
2017	3023	Expert Witness	Yes	Yes	3002	3000	3000	2000

Object Fiscal Year	Object Code	Object Name	Active Flag	Budget Flag	Object Class Code	Object Category Code	Object Type Code	Object Group Code
2017	3024	Non-Expert Witness	Yes	Yes	3002	3000	3000	2000
2017	3025	Hearing/Mediation	Yes	Yes	3002	3000	3000	2000
2017	3026	Transcription/Record	Yes	Yes	3002	3000	3000	2000
2017	3027	Case Costs	Yes	Yes	3002	3000	3000	2000
2017	3028	Settlement Legal Fees	Yes	Yes	3002	3000	3000	2000
2017	3029	Information Technology Training	Yes	Yes	3003	3000	3000	2000
2017	3030	Information Technology Consulting	Yes	Yes	3003	3000	3000	2000
2017	3031	Information Technology Equipment Leases	Yes	Yes	3003	3000	3000	2000
2017	3032	Software Licensing	Yes	Yes	3003	3000	3000	2000
2017	3033	Software Maintenance	Yes	Yes	3003	3000	3000	2000
2017	3034	Television	Yes	Yes	3004	3000	3000	2000
2017	3035	Long Distance	Yes	Yes	3004	3000	3000	2000
2017	3036	Local/Equipment Charges	Yes	Yes	3004	3000	3000	2000
2017	3037	Data/Network	Yes	Yes	3004	3000	3000	2000
2017	3038	Cellular Phones	Yes	Yes	3004	3000	3000	2000
2017	3039	Other Wireless Charges	Yes	Yes	3004	3000	3000	2000
2017	3040	Psychiatric	Yes	Yes	3005	3000	3000	2000
2017	3041	Medical	Yes	Yes	3005	3000	3000	2000
2017	3042	Dental	Yes	Yes	3005	3000	3000	2000
2017	3043	Freight	Yes	Yes	3006	3000	3000	2000
2017	3044	Courier	Yes	Yes	3006	3000	3000	2000
2017	3045	Postage	Yes	Yes	3006	3000	3000	2000
2017	3046	Advertising	Yes	Yes	3007	3000	3000	2000
2017	3047	Promotions	Yes	Yes	3007	3000	3000	2000
2017	3048	Electricity	Yes	Yes	3008	3000	3000	2000
2017	3049	Water and Sewage	Yes	Yes	3008	3000	3000	2000
2017	3050	Disposal	Yes	Yes	3008	3000	3000	2000
2017	3051	Natural Gas/Propane	Yes	Yes	3008	3000	3000	2000
2017	3052	Heating Oil	Yes	Yes	3008	3000	3000	2000
2017	3053	Architect/Engineer	Yes	Yes	3009	3000	3000	2000
2017	3054	Surveys/Appraisals	Yes	Yes	3009	3000	3000	2000
2017	3055	Inspections/Testing	Yes	Yes	3009	3000	3000	2000
2017	3056	Structure, Infrastructure and Land - Repairs/Maintenance	Yes	Yes	3009	3000	3000	2000
2017	3057	Structure, Infrastructure and Land - Rentals/Leases	Yes	Yes	3009	3000	3000	2000
2017	3058	Equipment and Machinery - Repairs/Maintenance	Yes	Yes	3010	3000	3000	2000
2017	3059	Equipment and Machinery - Rentals/Leases	Yes	Yes	3010	3000	3000	2000
2017	3060	Equipment Operator Charges	Yes	Yes	3010	3000	3000	2000
2017	3061	Conservation/Environmental	Yes	Yes	3011	3000	3000	2000
2017	3062	Economic/Development	Yes	Yes	3011	3000	3000	2000
2017	3063	Program Management/Consulting	Yes	Yes	3011	3000	3000	2000
2017	3064	Interpreter	Yes	Yes	3011	3000	3000	2000
2017	3065	Safety Services	Yes	Yes	3011	3000	3000	2000
2017	3066	Print/Copy/Graphics	Yes	Yes	3011	3000	3000	2000

Object Fiscal Year	Object Code	Object Name	Active Flag	Budget Flag	Object Class Code	Object Category Code	Object Type Code	Object Group Code
2017	3067	Honorariums/Stipend	Yes	Yes	3011	3000	3000	2000
2017	3068	Laundry	Yes	Yes	3011	3000	3000	2000
2017	3069	Commission Sales	Yes	Yes	3011	3000	3000	2000
2017	3070	Commission Retainage	Yes	Yes	3011	3000	3000	2000
2017	3071	Elections	Yes	Yes	3011	3000	3000	2000
2017	3072	Longshoring/Stevedor	Yes	Yes	3011	3000	3000	2000
2017	3073	Transport Services	Yes	Yes	3011	3000	3000	2000
2017	3074	K-9 Unit	Yes	Yes	3011	3000	3000	2000
2017	3075	Legislative Allowances	Yes	Yes	3011	3000	3000	2000
2017	3076	Inter-Agency Federal Indirect Rate Allocation	Yes	Yes	3012	3001	3000	2000
2017	3077	Inter-Agency Data Processing Operations Allocation	Yes	Yes	3013	3001	3000	2000
2017	3078	Inter-Agency Disaster Relief	Yes	Yes	3014	3001	3000	2000
2017	3079	Inter-Agency Conservation/Environmental	Yes	Yes	3015	3001	3000	2000
2017	3080	Inter-Agency Economic Development	Yes	Yes	3016	3001	3000	2000
2017	3081	Inter-Agency Information Technology Non-Telecommunications	Yes	Yes	3017	3001	3000	2000
2017	3082	Inter-Agency Information Technology Telecommunications	Yes	Yes	3018	3001	3000	2000
2017	3083	Inter-Agency Storage	Yes	Yes	3019	3001	3000	2000
2017	3084	Inter-Agency Building Maintenance	Yes	Yes	3020	3001	3000	2000
2017	3085	Inter-Agency Mail	Yes	Yes	3021	3001	3000	2000
2017	3086	Inter-Agency Human Resources	Yes	Yes	3022	3001	3000	2000
2017	3087	Inter-Agency Building Leases	Yes	Yes	3023	3001	3000	2000
2017	3088	Inter-Agency Legal	Yes	Yes	3024	3001	3000	2000
2017	3089	Inter-Agency Auditing	Yes	Yes	3025	3001	3000	2000
2017	3090	Inter-Agency Insurance	Yes	Yes	3026	3001	3000	2000
2017	3091	Inter-Agency Financial	Yes	Yes	3027	3001	3000	2000
2017	3092	Inter-Agency Americans with Disabilities Act Compliance	Yes	Yes	3028	3001	3000	2000
2017	3093	Inter-Agency Education/Training	Yes	Yes	3029	3001	3000	2000
2017	3094	Inter-Agency Hearing/Mediation	Yes	Yes	3030	3001	3000	2000
2017	3095	Inter-Agency Construction	Yes	Yes	3031	3001	3000	2000
2017	3096	Inter-Agency Health	Yes	Yes	3032	3001	3000	2000
2017	3097	Inter-Agency Aircraft	Yes	Yes	3033	3001	3000	2000
2017	3098	Inter-Agency Marine	Yes	Yes	3034	3001	3000	2000
2017	3099	Inter-Agency Other Equipment/Machinery	Yes	Yes	3035	3001	3000	2000
2017	3100	Inter-Agency Safety	Yes	Yes	3036	3001	3000	2000
2017	3101	State Equipment Fleet Fixed Costs A87 Unallowed	Yes	Yes	3037	3001	3000	2000
2017	3102	State Equipment Fleet Accident/Damage	Yes	Yes	3037	3001	3000	2000
2017	3103	State Equipment Fleet Summary A87 Allowed	Yes	Yes	3037	3001	3000	2000
2017	3110	Trust Disbursements	Yes	Yes	3011	3000	3000	2000
2017	3111	Outgoing Grants (Taxable)	Yes	Yes	7001	3000	3000	2000
2017	3112	Sub-Recipient Pass-Through Grants (Non-Taxable)	Yes	Yes	7003	3000	3000	2000
2017	3113	Inter-Agency Sub-Recipient Pass-Through Grants	Yes	Yes	7003	3001	3000	2000
2017	3114	DOT/PF Time & Equipment System	Yes	Yes	3039	3002	3000	2000
2017	3970	Contractual Transfer	Yes	Yes	3011	3000	3000	2000

Object Fiscal Year	Object Code	Object Name	Active Flag	Budget Flag	Object Class Code	Object Category Code	Object Type Code	Object Group Code
2017	3979	Inter-Agency Management/Consulting	Yes	Yes	3038	3001	3000	2000
2017	4000	Books and Educational Supplies	Yes	Yes	4000	4000	4000	2000
2017	4001	Equipment/Furniture/Tools/Vehicles	Yes	Yes	4000	4000	4000	2000
2017	4002	Business Supplies	Yes	Yes	4000	4000	4000	2000
2017	4003	Information Technology Equipment	Yes	Yes	4000	4000	4000	2000
2017	4004	Items For Resale	Yes	Yes	4000	4000	4000	2000
2017	4005	Subscriptions	Yes	Yes	4000	4000	4000	2000
2017	4006	I/A Commodity Purchases	Yes	Yes	4000	4000	4000	2000
2017	4007	Growth Control	Yes	Yes	4001	4001	4000	2000
2017	4008	Growth Promotion	Yes	Yes	4001	4001	4000	2000
2017	4009	Food Supplies	Yes	Yes	4002	4002	4000	2000
2017	4010	Clothing & Uniforms	Yes	Yes	4002	4002	4000	2000
2017	4011	Cleaning	Yes	Yes	4002	4002	4000	2000
2017	4012	Non-Food Supplies	Yes	Yes	4002	4002	4000	2000
2017	4013	Liquor	Yes	Yes	4002	4002	4000	2000
2017	4014	Drugs	Yes	Yes	4003	4003	4000	2000
2017	4015	Instruments and Applications	Yes	Yes	4003	4003	4000	2000
2017	4016	Laboratory Supplies	Yes	Yes	4003	4003	4000	2000
2017	4017	Non-Laboratory Supplies	Yes	Yes	4003	4003	4000	2000
2017	4018	Animal Food	Yes	Yes	4003	4003	4000	2000
2017	4019	K-9 Unit	Yes	Yes	4003	4003	4000	2000
2017	4020	Firearms & Ammunition	Yes	Yes	4004	4004	4000	2000
2017	4021	Fire Suppression	Yes	Yes	4004	4004	4000	2000
2017	4022	Other Safety	Yes	Yes	4004	4004	4000	2000
2017	4023	Law Enforcement	Yes	Yes	4004	4004	4000	2000
2017	4024	Building Materials	Yes	Yes	4005	4005	4000	2000
2017	4025	Signs and Markers	Yes	Yes	4006	4005	4000	2000
2017	4026	Asphalt	Yes	Yes	4007	4005	4000	2000
2017	4027	Aggregate	Yes	Yes	4008	4005	4000	2000
2017	4028	Guardrails	Yes	Yes	4009	4005	4000	2000
2017	4029	Culverts	Yes	Yes	4010	4005	4000	2000
2017	4030	Electrical	Yes	Yes	4011	4005	4000	2000
2017	4031	Plumbing	Yes	Yes	4012	4005	4000	2000
2017	4032	Lube Oils/Grease/Solvents	Yes	Yes	4013	4005	4000	2000
2017	4033	Bottled Gas	Yes	Yes	4014	4005	4000	2000
2017	4034	Parts and Supplies	Yes	Yes	4015	4005	4000	2000
2017	4035	Paint and Preservative	Yes	Yes	4016	4005	4000	2000
2017	4036	Sand	Yes	Yes	4017	4005	4000	2000
2017	4037	Surface Chemicals	Yes	Yes	4018	4005	4000	2000
2017	4038	Small Tools/Minor Equipment	Yes	Yes	4019	4005	4000	2000
2017	4039	Aviation	Yes	Yes	4020	4005	4000	2000
2017	4040	Marine	Yes	Yes	4020	4005	4000	2000
2017	4041	Vehicle	Yes	Yes	4020	4005	4000	2000

Object Fiscal Year	Object Code	Object Name	Active Flag	Budget Flag	Object Class Code	Object Category Code	Object Type Code	Object Group Code
2017	4042	Other Equipment Fuel	Yes	Yes	4020	4005	4000	2000
2017	4045	Inventory Adjustment	Yes	Yes	4000	4000	4000	2000
2017	4046	Damaged Inventory Adjustment	Yes	Yes	4000	4000	4000	2000
2017	4047	Stale Inventory Adjustment	Yes	Yes	4000	4000	4000	2000
2017	4049	Cost of Goods Sold	Yes	Yes	4000	4000	4000	2000
2017	4970	Commodity Transfer	Yes	Yes	4022	4007	4000	2000
2017	4979	Commodity Management Allocation	Yes	Yes	4021	4006	4000	2000
2017	5000	University of Alaska CIP Exp Reported	Yes	Yes	5000	5000	5000	2000
2017	5001	Land Purchases	Yes	Yes	5001	5001	5000	2000
2017	5002	Easements	Yes	Yes	5001	5001	5000	2000
2017	5003	Land Acquisition Costs	Yes	Yes	5001	5001	5000	2000
2017	5004	Royalty Payments	Yes	Yes	5002	5002	5000	2000
2017	5005	Structure Purchases	Yes	Yes	5002	5002	5000	2000
2017	5006	Materials and Supplies	Yes	Yes	5002	5002	5000	2000
2017	5007	Architect/Engineer	Yes	Yes	5002	5002	5000	2000
2017	5008	Structures and Infrastructure Acquisition Costs	Yes	Yes	5002	5002	5000	2000
2017	5009	Works of Art	Yes	Yes	5002	5002	5000	2000
2017	5010	Inspection Testing	Yes	Yes	5002	5002	5000	2000
2017	5011	Utility Relocation	Yes	Yes	5002	5002	5000	2000
2017	5012	Construction	Yes	Yes	5002	5002	5000	2000
2017	5013	Right of Way Condemnation Relocation Costs	Yes	Yes	5002	5002	5000	2000
2017	5014	Capital Lease Princ	Yes	Yes	5003	5003	5000	2000
2017	5015	Capital Lease Intrst	Yes	Yes	5003	5003	5000	2000
2017	5016	Capital Lease Fees	Yes	Yes	5003	5003	5000	2000
2017	5017	Aircraft	Yes	Yes	5004	5004	5000	2000
2017	5018	Ambulance/Fire/Buses	Yes	Yes	5004	5004	5000	2000
2017	5019	Automobiles/Trucks	Yes	Yes	5004	5004	5000	2000
2017	5020	Boats And Marine	Yes	Yes	5004	5004	5000	2000
2017	5021	Off Highway Vehicles	Yes	Yes	5004	5004	5000	2000
2017	5022	I/A Capital Outlay Purchases	Yes	Yes	5004	5004	5000	2000
2017	5023	Communications	Yes	Yes	5004	5004	5000	2000
2017	5024	Electronic	Yes	Yes	5004	5004	5000	2000
2017	5025	Information Technology	Yes	Yes	5004	5004	5000	2000
2017	5026	Medical and Scientific	Yes	Yes	5004	5004	5000	2000
2017	5027	Shop/Plant/Industrial	Yes	Yes	5004	5004	5000	2000
2017	5028	Safety	Yes	Yes	5004	5004	5000	2000
2017	5029	Household and Institutional	Yes	Yes	5004	5004	5000	2000
2017	5030	Other Equipment	Yes	Yes	5004	5004	5000	2000
2017	5032	Oil/Gas Production Tax Credit Certificates	Yes	Yes	5006	5006	5000	2000
2017	5033	Depreciation Expense	Yes	Yes	5007	5007	5000	2000
2017	5034	Loss/Sale Fixed Assets	Yes	Yes	5008	5008	5000	2000
2017	5970	Capital Outlay Transfer	Yes	Yes	5009	5009	5000	2000
2017	5979	Equipment Management Allocation	Yes	Yes	5005	5005	5000	2000

Object Fiscal Year	Object Code	Object Name	Active Flag	Budget Flag	Object Class Code	Object Category Code	Object Type Code	Object Group Code
2017	5999	DOT/PF Personal Services	Yes	Yes	5999	5999	5000	2000
2017	7000	GF-University of Alaska Advance Clearing	Yes	Yes	7000	7000	7000	7000
2017	7001	State and Federal Sub-Recipient Pass-Thru Grants	Yes	Yes	7003	7001	7000	7000
2017	7002	Non-Employee Compensation Grants (Taxable)	Yes	Yes	7001	7001	7000	7000
2017	7003	Non-Employee Compensation Grants (Non-Taxable)	Yes	Yes	7001	7001	7000	7000
2017	7004	Rent Grants (Taxable)	Yes	Yes	7001	7001	7000	7000
2017	7005	Rent Grants (Non-Taxable)	Yes	Yes	7001	7001	7000	7000
2017	7006	Other Income Grants (Taxable)	Yes	Yes	7001	7001	7000	7000
2017	7007	Other Income Grants (Non-Taxable)	Yes	Yes	7001	7001	7000	7000
2017	7008	Medical and Health Care Payment Grants (Taxable)	Yes	Yes	7001	7001	7000	7000
2017	7009	Medical and Health Care Payment Grants (Non-Taxable)	Yes	Yes	7001	7001	7000	7000
2017	7010	Miscellaneous Grants (Non-Taxable)	Yes	Yes	7001	7001	7000	7000
2017	7011	Shared Taxes (Taxable)	Yes	Yes	7001	7001	7000	7000
2017	7012	Shared Taxes (Non-Taxable)	Yes	Yes	7001	7001	7000	7000
2017	7013	Local Government Share of Electrical/Telephone Cooprtv Tax	Yes	Yes	7001	7001	7000	7000
2017	7014	Local Government Share of Fisheries Landing Tax	Yes	Yes	7001	7001	7000	7000
2017	7015	Promotion/Outreach/Intervention Infrastructure Grants	Yes	Yes	7001	7001	7000	7000
2017	7016	Hospitals/Clinics and Medical Services Infrastructure Grants	Yes	Yes	7001	7001	7000	7000
2017	7017	Social Assistance Grants	Yes	Yes	7001	7001	7000	7000
2017	7018	Residential Care Grants	Yes	Yes	7001	7001	7000	7000
2017	7019	Non-Residential Treatment Grants	Yes	Yes	7001	7001	7000	7000
2017	7020	Client Services Grants	Yes	Yes	7001	7001	7000	7000
2017	7021	Materials and Supplies Grants	Yes	Yes	7001	7001	7000	7000
2017	7022	Miscellaneous Contracts and Sub-Contracts Grants	Yes	Yes	7001	7001	7000	7000
2017	7023	Core Construction Crew Services Grants	Yes	Yes	7001	7001	7000	7000
2017	7024	Cost Recovery Fisheries Tax AS 16.10.455 (e)	Yes	Yes	7001	7001	7000	7000
2017	7025	EHR Incentive Program Payments	Yes	Yes	7001	7001	7000	7000
2017	7200	Miscellaneous Benefits (Non-Taxable)	Yes	Yes	7002	7002	7000	7000
2017	7201	State and Federal Sub-Recipient Pass-Thru Benefits	Yes	Yes	7003	7002	7000	7000
2017	7202	Non-Employee Compensation Benefits (Non-Taxable)	Yes	Yes	7002	7002	7000	7000
2017	7203	Rent Benefits (Taxable)	Yes	Yes	7002	7002	7000	7000
2017	7204	Rent Benefits (Non-Taxable)	Yes	Yes	7002	7002	7000	7000
2017	7205	Other Income Benefits (Taxable)	Yes	Yes	7002	7002	7000	7000
2017	7206	Other Income Benefits (Non-Taxable)	Yes	Yes	7002	7002	7000	7000
2017	7207	Medical and Health Care Payment Benefits (Taxable)	Yes	Yes	7002	7002	7000	7000
2017	7208	Medical and Health Care Payment Benefits (Non-Taxable)	Yes	Yes	7002	7002	7000	7000
2017	7209	Social Assistance Benefits	Yes	Yes	7002	7002	7000	7000
2017	7210	Client Travel Benefits (Taxable)	Yes	Yes	7002	7002	7000	7000
2017	7211	Client Travel Benefits (Non-Taxable)	Yes	Yes	7002	7002	7000	7000
2017	7212	Non-Residential Treatment Benefits (Taxable)	Yes	Yes	7002	7002	7000	7000
2017	7213	Non-Residential Treatment Benefits (Non-Taxable)	Yes	Yes	7002	7002	7000	7000
2017	7214	Day Care Benefits (Taxable)	Yes	Yes	7002	7002	7000	7000
2017	7215	Day Care Benefits (Non-Taxable)	Yes	Yes	7002	7002	7000	7000

Object Fiscal Year	Object Code	Object Name	Active Flag	Budget Flag	Object Class Code	Object Category Code	Object Type Code	Object Group Code
2017	7216	Miscellaneous Client Services Benefits (Taxable)	Yes	Yes	7002	7002	7000	7000
2017	7217	Miscellaneous Client Services Benefits (Non-Taxable)	Yes	Yes	7002	7002	7000	7000
2017	7218	Client Services Diagnostic/Treatment Benefits (Taxable)	Yes	Yes	7002	7002	7000	7000
2017	7219	Client Services Diagnostic/Treatment Benefits (Non-Taxable)	Yes	Yes	7002	7002	7000	7000
2017	7220	Client Services Assessment Benefits (Taxable)	Yes	Yes	7002	7002	7000	7000
2017	7221	Client Services Assessment Benefits (Non-Taxable)	Yes	Yes	7002	7002	7000	7000
2017	7222	Lodging/Meals Benefits (Taxable)	Yes	Yes	7002	7002	7000	7000
2017	7223	Lodging/Meals Benefits (Non-Taxable)	Yes	Yes	7002	7002	7000	7000
2017	7224	Relocation Assistance Benefits (Taxable)	Yes	Yes	7002	7002	7000	7000
2017	7225	Relocation Assistance Benefits (Non-Taxable)	Yes	Yes	7002	7002	7000	7000
2017	7226	Tools/Supplies/Equipment Benefits	Yes	Yes	7002	7002	7000	7000
2017	7227	College Benefits (Taxable)	Yes	Yes	7002	7002	7000	7000
2017	7228	College Benefits (Non-Taxable)	Yes	Yes	7002	7002	7000	7000
2017	7229	Technical Training Benefits (Taxable)	Yes	Yes	7002	7002	7000	7000
2017	7230	Technical Training Benefits (Non-Taxable)	Yes	Yes	7002	7002	7000	7000
2017	7231	Miscellaneous Training Benefits (Taxable)	Yes	Yes	7002	7002	7000	7000
2017	7232	Miscellaneous Training Benefits (Non-Taxable)	Yes	Yes	7002	7002	7000	7000
2017	7233	Personal Adjustments Benefits (Taxable)	Yes	Yes	7002	7002	7000	7000
2017	7234	Personal Adjustments Benefits (Non-Taxable)	Yes	Yes	7002	7002	7000	7000
2017	7235	Transportation Benefits (Taxable)	Yes	Yes	7002	7002	7000	7000
2017	7236	Transportation Benefits (Non-Taxable)	Yes	Yes	7002	7002	7000	7000
2017	7237	Work Incentive Benefits (Taxable)	Yes	Yes	7002	7002	7000	7000
2017	7238	Work Incentive Benefits (Non-Taxable)	Yes	Yes	7002	7002	7000	7000
2017	7239	Other Services Benefits (Taxable)	Yes	Yes	7002	7002	7000	7000
2017	7240	Other Services Benefits (Non-Taxable)	Yes	Yes	7002	7002	7000	7000
2017	7241	Personal Assistance Benefits (Taxable)	Yes	Yes	7002	7002	7000	7000
2017	7242	Personal Assistance Benefits (Non-Taxable)	Yes	Yes	7002	7002	7000	7000
2017	7243	Individual Living Skills Benefits	Yes	Yes	7002	7002	7000	7000
2017	7244	Educational Benefits	Yes	Yes	7002	7002	7000	7000
2017	7245	Individual Assistance Benefits	Yes	Yes	7002	7002	7000	7000
2017	7246	Applicant Payment Benefits (Taxable)	Yes	Yes	7002	7002	7000	7000
2017	7247	Applicant Payment Benefits (Non-Taxable)	Yes	Yes	7002	7002	7000	7000
2017	7248	Administrative Allowance Benefits	Yes	Yes	7002	7002	7000	7000
2017	7249	Maintenance Benefits (Taxable)	Yes	Yes	7002	7002	7000	7000
2017	7250	Maintenance Benefits (Non-Taxable)	Yes	Yes	7002	7002	7000	7000
2017	7251	Retirement Benefits	Yes	Yes	7002	7002	7000	7000
2017	7252	Small Business Enterprise Benefits (Taxable)	Yes	Yes	7002	7002	7000	7000
2017	7253	Small Business Enterprise Benefits (Non-Taxable)	Yes	Yes	7002	7002	7000	7000
2017	7254	Disability Determination Medical/Healthcare Bnfts (Taxable)	Yes	Yes	7002	7002	7000	7000
2017	7255	Disability Determination Rent Benefits (Taxable)	Yes	Yes	7002	7002	7000	7000
2017	7256	Unemployment Benefits	Yes	Yes	7002	7002	7000	7000
2017	7257	Non-Employee Compensation Benefits (Taxable)	Yes	Yes	7002	7002	7000	7000
2017	7258	Job Placement Benefits (Taxable)	Yes	Yes	7002	7002	7000	7000

Object Fiscal Year	Object Code	Object Name	Active Flag	Budget Flag	Object Class Code	Object Category Code	Object Type Code	Object Group Code
2017	7970	Grants/Benefits Transfer (Non-Taxable)	Yes	Yes	7001	7001	7000	7000
2017	7979	Grants Management Allocation	Yes	Yes	7001	7001	7000	7000
2017	8000	Debt Service Suspense	Yes	Yes	8000	8000	8000	8000
2017	8001	Bond Principal	Yes	Yes	8000	8000	8000	8000
2017	8002	Interest-Bonds	Yes	Yes	8000	8000	8000	8000
2017	8003	Amortization Bond Issuance Cost	Yes	Yes	8000	8000	8000	8000
2017	8004	Amortization Bond Discount	Yes	Yes	8000	8000	8000	8000
2017	8005	Trustee and Agent Fees	Yes	Yes	8000	8000	8000	8000
2017	8006	Arbitrage Rebate	Yes	Yes	8000	8000	8000	8000
2017	9000	In-Kind Match	Yes	No	0013	0013	0013	0013
2017	9001	Budgeted Statistics	Yes	No	0013	0013	0013	0013
2017	9002	Actual Statistics	Yes	No	0013	0013	0013	0013
2017	9003	Indirect Rate Overhead	Yes	No	0013	0013	0013	0013
2017	CINA	Conversion Inventory Adjustment	No	Yes	4000	4000	4000	2000
2017	CJRY	Jury Service - Court System Only	No	Yes	3002	3000	3000	2000
2017	COMM	74000 - Commodities Converted Capital Expenditures	No	Yes	CCEX	CCEX	4000	2000
2017	DEBT	78000 - Debt Service Converted Capital Expenditures	No	Yes	CCEX	CCEX	8000	8000
2017	EQUJ	75000 - Capital Outlay Converted Capital Expenditures	Yes	Yes	CCEX	CCEX	5000	2000
2017	GRNT	77000 - Grants and Benefits Converted Capital Expenditures	No	Yes	CCEX	CCEX	7000	7000
2017	ITOO	70252 - Interfund Transfers Out Other Funds Convertd Cap Exp	No	Yes	CCEX	CCEX	0012	0012
2017	PERS	71000 - Personal Services Converted Capital Expenditures	No	Yes	CCEX	CCEX	1000	1000
2017	SVCS	73000 - Services Converted Capital Expenditures	No	Yes	CCEX	CCEX	3000	2000
2017	TRVL	72000 - Travel Converted Capital Expenditures	Yes	Yes	CCEX	CCEX	2000	2000

(Intentionally left blank)

APPENDIX B2
FINANCIAL REPORTS

(Intentionally left blank)

APPENDIX B2 - INDEX

FINANCIAL REPORTING

FY2017 Operating & Capital Appropriation Expenditure Report	- Appendix B2 - 1
FY2017 VR Admin Indirect Costs Support	- Appendix B2 - 2
FY2017 Comprehensive Annual Financial Report Website: http://doa.alaska.gov/dof/reports/resource/2017cafr.pdf Letter of Transmittal – Pages i and ii only	- Appendix B2 - 3
FY2017 Single Audit State of Alaska Report, Section III Website: http://legaudit.akleg.gov/docs/audits/single/statewide/40016rpt-2017%20(2).pdf Schedule of Expenditures of Federal Awards For the Fiscal Year Ended, June 30, 2017 By State Agency	- Appendix B2 - 4
FY2017 Single Audit State of Alaska Report, Section III Schedule of Expenditures of Federal Awards For the Fiscal Year Ended, June 30, 2017 By Federal Agency	- Appendix B2 - 5
FY2017 Employee Timesheet for Indirect and Direct Charges	- Appendix B2 - 6

(Intentionally left blank)

FY2017 Operating and Capital Appropriations Expenditure Report

Operating Appropriations Total	\$ 135,485,385.44
Capital Appropriations Total	\$ 1,466,491.18
Capital Unbudgeted RSAs Appr Total	\$ 187,364.35
FY2017 Expenditures Grand Total	\$ 137,139,240.97

Report Name	4-22-2018 Actual Report AR by PR All BFY and FY
Report User	216490
Report Date	5/24/2018
Selected Appropriation Group Codes	All
Selected Appropriation Type Codes	All
Selected Appropriation Codes	All

B7CA - CO&ASD

Appropriation Name	Appropriation Code	Object Type Name (Ex)	PL Fiscal Year	Budgetary Expenditures	
Commissioner's Office GF	071100030	1000 - Personal Services	2017	293,262.22	
Commissioner's Office GF	071100030	2000 - Travel		29,704.70	
Commissioner's Office GF	071100030	3000 - Services		139,867.37	
Commissioner's Office GF	071100030	4000 - Commodities		11,495.81	
Commissioner's Office GF	071100030	5000 - Capital Outlay		-	
Commissioner's Office GF	071100030			-	
			2017	474,330.10	\$ 474,330.10

Appropriation Name	Appropriation Code	Object Type Name (Ex)	PL Fiscal Year	Budgetary Expenditures	
Workforce Investment Board FY17 IA	071120080	1000 - Personal Services	2017	330,862.64	
Workforce Investment Board FY17 IA	071120080	2000 - Travel		16,276.90	
Workforce Investment Board FY17 IA	071120080	3000 - Services		75,045.11	
Workforce Investment Board FY17 IA	071120080	4000 - Commodities		20,138.16	
Workforce Investment Board FY17 IA	071120080	5000 - Capital Outlay		-	
Workforce Investment Board FY17 IA	071120080			-	
			2017	442,322.81	\$ 442,322.81

Appropriation Name	Appropriation Code	Object Type Name (Ex)	PL Fiscal Year	Budgetary Expenditures	
Commissioner's Office GFM	071100031	2000 - Travel	2017	3,461.45	
Commissioner's Office GFM	071100031	3000 - Services		6,755.18	
Commissioner's Office GFM	071100031	4000 - Commodities		173.79	
			2017	10,390.42	\$ 10,390.42

Appropriation Name	Appropriation Code	Object Type Name (Ex)	PL Fiscal Year	Budgetary Expenditures	
Commissioner's Office IA	071100080	1000 - Personal Services	2017	434,922.26	
Commissioner's Office IA	071100080	2000 - Travel		(0.00)	
Commissioner's Office IA	071100080	3000 - Services		10,532.38	
Commissioner's Office IA	071100080	4000 - Commodities		0.00	
Commissioner's Office IA	071100080			-	
			2017	445,454.64	\$ 445,454.64

Appropriation Name	Appropriation Code	Object Type Name (Ex)	PL Fiscal Year	Budgetary Expenditures	
AK Labor Relations Agency GF	071200030	1000 - Personal Services	2017	453,511.23	
AK Labor Relations Agency GF	071200030	2000 - Travel		9,594.66	
AK Labor Relations Agency GF	071200030	3000 - Services		57,017.41	
AK Labor Relations Agency GF	071200030	4000 - Commodities		14,564.98	
AK Labor Relations Agency GF	071200030			-	
			2017	534,688.28	\$ 534,688.28

Appropriation Name	Appropriation Code	Object Type Name (Ex)	PL Fiscal Year	Budgetary Expenditures	
Management Services GFM	071400031	1000 - Personal Services	2017	48,056.49	
Management Services GFM	071400031	2000 - Travel		1,026.40	
Management Services GFM	071400031	3000 - Services		33,401.51	
Management Services GFM	071400031	4000 - Commodities		17,788.90	
Management Services GFM	071400031			-	
			2017	100,273.30	\$ 100,273.30

FY2017 Operating and Capital Appropriations Expenditure Report

Operating Appropriations Total	\$ 135,485,385.44
Capital Appropriations Total	\$ 1,466,491.18
Capital Unbudgeted RSAs Appr Total	\$ 187,364.35
FY2017 Expenditures Grand Total	\$ 137,139,240.97

Appropriation Name	Appropriation Code	Object Type Name (Ex)	PL Fiscal Year	Budgetary Expenditures	
Management Services FED	071400050	1000 - Personal Services	2017	1,823,518.12	
Management Services FED	071400050	2000 - Travel		2,920.90	
Management Services FED	071400050	3000 - Services		153,045.02	
Management Services FED	071400050	4000 - Commodities		10,756.99	
Management Services FED	071400050			-	
			2017	1,990,241.03	\$ 1,990,241.03
Management Services IA	071400080	1000 - Personal Services	2017	815,257.61	
Management Services IA	071400080	3000 - Services		-	
Management Services IA	071400080			-	
			2017	815,257.61	\$ 815,257.61
Human Resources GF	071500030	1000 - Personal Services	2017	193,288.82	
Human Resources GF	071500030	2000 - Travel		629.50	
Human Resources GF	071500030	3000 - Services		72,770.50	
Human Resources GF	071500030	4000 - Commodities		514.86	
			2017	267,203.68	\$ 267,203.68
Leasing GF	071600030	3000 - Services	2017	2,966,987.13	
Leasing GF	071600030	4000 - Commodities		9,297.17	
Leasing GF	071600030	5000 - Capital Outlay		122,367.68	
			2017	3,098,651.98	\$ 3,098,651.98
Data Processing GF	071700030	1000 - Personal Services	2017	49,052.48	
Data Processing GF	071700030	3000 - Services		114,556.03	
Data Processing GF	071700030	4000 - Commodities		4,553.98	
			2017	168,162.49	\$ 168,162.49
Data Processing FED	071700050	1000 - Personal Services	2017	2,109,042.97	
Data Processing FED	071700050	2000 - Travel		2,034.70	
Data Processing FED	071700050	3000 - Services		1,184,787.83	
Data Processing FED	071700050	4000 - Commodities		17,115.64	
Data Processing FED	071700050			-	
			2017	3,312,981.14	\$ 3,312,981.14
Data Processing IA	071700080	1000 - Personal Services	2017	1,195,983.59	
Data Processing IA	071700080	3000 - Services		473,513.77	
Data Processing IA	071700080	4000 - Commodities		13,546.87	
Data Processing IA	071700080			-	
			2017	1,683,044.23	\$ 1,683,044.23
UI SIDES Implementation Unbudgeted IA	071701080	1000 - Personal Services	2017	-	
UI SIDES Implementation Unbudgeted IA	071701080	3000 - Services		54,647.14	

FY2017 Operating and Capital Appropriations Expenditure Report

Operating Appropriations Total	\$ 135,485,385.44
Capital Appropriations Total	\$ 1,466,491.18
Capital Unbudgeted RSAs Appr Total	\$ 187,364.35
FY2017 Expenditures Grand Total	\$ 137,139,240.97

UI SIDES Implementation Unbudgeted IA	071701080	4000 - Commodities		51,987.46	
UI SIDES Implementation Unbudgeted IA	071701080			-	
			2017	106,634.60	\$ 106,634.60
Appropriation Name	Appropriation Code	Object Type Name (Ex)	PL Fiscal Year	Budgetary Expenditures	
UI BARTS Project Unbudgeted IA	071703080	1000 - Personal Services	2017	42,943.07	
UI BARTS Project Unbudgeted IA	071703080	3000 - Services		2,417.69	
UI BARTS Project Unbudgeted IA	071703080			-	
			2017	45,360.76	\$ 45,360.76
Appropriation Name	Appropriation Code	Object Type Name (Ex)	PL Fiscal Year	Budgetary Expenditures	
Data Processing Allocation	07B7DPALL	1000 - Personal Services	2017	(0.00)	
Data Processing Allocation	07B7DPALL	3000 - Services		0.00	
Data Processing Allocation	07B7DPALL	4000 - Commodities		-	
			2017	(0.00)	\$ (0.00)
Appropriation Name	Appropriation Code	Object Type Name (Ex)	PL Fiscal Year	Budgetary Expenditures	
Labor Market Information GF	071800030	1000 - Personal Services	2017	817,504.11	
Labor Market Information GF	071800030	2000 - Travel		3,597.01	
Labor Market Information GF	071800030	3000 - Services		303,105.55	
Labor Market Information GF	071800030	4000 - Commodities		11,022.07	
Labor Market Information GF	071800030			-	
			2017	1,135,228.74	\$ 1,135,228.74
Appropriation Name	Appropriation Code	Object Type Name (Ex)	PL Fiscal Year	Budgetary Expenditures	
Labor Market Information SDPR	071800041	1000 - Personal Services	2017	11,360.40	
Labor Market Information SDPR	071800041	3000 - Services		639.60	
Labor Market Information SDPR	071800041	4000 - Commodities		-	
Labor Market Information SDPR	071800041			-	
			2017	12,000.00	\$ 12,000.00
Appropriation Name	Appropriation Code	Object Type Name (Ex)	PL Fiscal Year	Budgetary Expenditures	
Labor Market Information FED	071800050	1000 - Personal Services	2017	1,107,267.53	
Labor Market Information FED	071800050	2000 - Travel		9,730.29	
Labor Market Information FED	071800050	3000 - Services		95,853.12	
Labor Market Information FED	071800050	4000 - Commodities		2,215.52	
Labor Market Information FED	071800050			-	
			2017	1,215,066.46	\$ 1,215,066.46
Appropriation Name	Appropriation Code	Object Type Name (Ex)	PL Fiscal Year	Budgetary Expenditures	
Labor Market Information WSCAA	071800060	1000 - Personal Services	2017	75,286.95	
Labor Market Information WSCAA	071800060	2000 - Travel		-	
Labor Market Information WSCAA	071800060	3000 - Services		11,634.98	
Labor Market Information WSCAA	071800060	4000 - Commodities		210.50	
Labor Market Information WSCAA	071800060			-	
			2017	87,132.43	\$ 87,132.43
Appropriation Name	Appropriation Code	Object Type Name (Ex)	PL Fiscal Year	Budgetary Expenditures	
Labor Market Information IA	071800080	1000 - Personal Services	2017	1,120,773.85	
Labor Market Information IA	071800080	2000 - Travel		7.50	
Labor Market Information IA	071800080	3000 - Services		164,673.10	
Labor Market Information IA	071800080	4000 - Commodities		2,780.10	
Labor Market Information IA	071800080			-	

FY2017 Operating and Capital Appropriations Expenditure Report

Operating Appropriations Total	\$ 135,485,385.44
Capital Appropriations Total	\$ 1,466,491.18
Capital Unbudgeted RSAs Appr Total	\$ 187,364.35
FY2017 Expenditures Grand Total	\$ 137,139,240.97

			2017	1,288,234.55	\$ 1,288,234.55
Appropriation Name	Appropriation Code	Object Type Name (Ex)	PL Fiscal Year	Budgetary Expenditures	
Labor Market Information Allocation	07B7LMALL	1000 - Personal Services	2017	0.00	
Labor Market Information Allocation	07B7LMALL	3000 - Services		-	
Labor Market Information Allocation	07B7LMALL	4000 - Commodities		(0.00)	
			2017	0.00	\$ 0.00

B7WC - WCD

Appropriation Name	Appropriation Code	Object Type Name (Ex)	PL Fiscal Year	Budgetary Expenditures	
Workers' Compensation WSCAA	073100060	1000 - Personal Services	2017	4,172,320.63	
Workers' Compensation WSCAA	073100060	2000 - Travel		16,483.57	
Workers' Compensation WSCAA	073100060	3000 - Services		1,039,124.72	
Workers' Compensation WSCAA	073100060	4000 - Commodities		110,638.02	
Workers' Compensation WSCAA	073100060	7000 - Grants and Benefits		21,350.40	
Workers' Compensation WSCAA	073100060			-	
			2017	5,359,917.34	\$ 5,359,917.34

Appropriation Name	Appropriation Code	Object Type Name (Ex)	PL Fiscal Year	Budgetary Expenditures	
Workers' Compensation Appeals Commission WSCAA	073200060	1000 - Personal Services	2017	195,739.14	
Workers' Compensation Appeals Commission WSCAA	073200060	3000 - Services		53,770.07	
Workers' Compensation Appeals Commission WSCAA	073200060	4000 - Commodities		1,636.82	
Workers' Compensation Appeals Commission WSCAA	073200060			-	
			2017	251,146.03	\$ 251,146.03

Appropriation Name	Appropriation Code	Object Type Name (Ex)	PL Fiscal Year	Budgetary Expenditures	
Workers' Compensation Benefits Guaranty Fund WCBGF	073300061	1000 - Personal Services	2017	79,484.24	
Workers' Compensation Benefits Guaranty Fund WCBGF	073300061	3000 - Services		234,858.60	
Workers' Compensation Benefits Guaranty Fund WCBGF	073300061	4000 - Commodities		585.32	
Workers' Compensation Benefits Guaranty Fund WCBGF	073300061	7000 - Grants and Benefits		353,397.08	
Workers' Compensation Benefits Guaranty Fund WCBGF	073300061			-	
			2017	668,325.24	\$ 668,325.24

Appropriation Name	Appropriation Code	Object Type Name (Ex)	PL Fiscal Year	Budgetary Expenditures	
Second Injury Fund SIFRA	073400062	1000 - Personal Services	2017	178,828.50	
Second Injury Fund SIFRA	073400062	3000 - Services		43,439.29	
Second Injury Fund SIFRA	073400062	4000 - Commodities		1,448.34	
Second Injury Fund SIFRA	073400062	7000 - Grants and Benefits		2,195,315.54	
Second Injury Fund SIFRA	073400062			-	
			2017	2,419,031.67	\$ 2,419,031.67

Appropriation Name	Appropriation Code	Object Type Name (Ex)	PL Fiscal Year	Budgetary Expenditures	
Fishermen's Fund FF	073500063	1000 - Personal Services	2017	167,279.81	
Fishermen's Fund FF	073500063	2000 - Travel		11,123.91	
Fishermen's Fund FF	073500063	3000 - Services		49,831.96	
Fishermen's Fund FF	073500063	4000 - Commodities		2,409.01	

FY2017 Operating and Capital Appropriations Expenditure Report

Operating Appropriations Total	\$ 135,485,385.44
Capital Appropriations Total	\$ 1,466,491.18
Capital Unbudgeted RSAs Appr Total	\$ 187,364.35
FY2017 Expenditures Grand Total	\$ 137,139,240.97

Fishermen's Fund FF	073500063	7000 - Grants and Benefits		731,871.46	
Fishermen's Fund FF	073500063			-	
			2017	962,516.15	\$ 962,516.15

B7LS - LS&S

Appropriation Name	Appropriation Code	Object Type Name (Ex)	PL Fiscal Year	Budgetary Expenditures	
Wage and Hour GF	074200030	1000 - Personal Services	2017	1,312,560.37	
Wage and Hour GF	074200030	2000 - Travel		5,733.72	
Wage and Hour GF	074200030	3000 - Services		466,979.36	
Wage and Hour GF	074200030	4000 - Commodities		10,040.69	
Wage and Hour GF	074200030			-	
			2017	1,795,314.14	\$ 1,795,314.14

Appropriation Name	Appropriation Code	Object Type Name (Ex)	PL Fiscal Year	Budgetary Expenditures	
Wage and Hour IA	074200080	1000 - Personal Services	2017	309,034.29	
Wage and Hour IA	074200080	2000 - Travel		-	
Wage and Hour IA	074200080	3000 - Services		5,829.52	
Wage and Hour IA	074200080	4000 - Commodities		(259.31)	
Wage and Hour IA	074200080			-	
			2017	314,604.50	\$ 314,604.50

Appropriation Name	Appropriation Code	Object Type Name (Ex)	PL Fiscal Year	Budgetary Expenditures	
Mechanical Inspection PR	074300040	1000 - Personal Services	2017	101,076.40	
Mechanical Inspection PR	074300040	3000 - Services		5,690.60	
Mechanical Inspection PR	074300040			-	
			2017	106,767.00	\$ 106,767.00

Appropriation Name	Appropriation Code	Object Type Name (Ex)	PL Fiscal Year	Budgetary Expenditures	
Mechanical Inspection BSA	074300064	1000 - Personal Services	2017	1,185,509.32	
Mechanical Inspection BSA	074300064	2000 - Travel		102,690.13	
Mechanical Inspection BSA	074300064	3000 - Services		300,463.73	
Mechanical Inspection BSA	074300064	4000 - Commodities		6,623.53	
Mechanical Inspection BSA	074300064	5000 - Capital Outlay		890.38	
Mechanical Inspection BSA	074300064			-	
			2017	1,596,177.09	\$ 1,596,177.09

Appropriation Name	Appropriation Code	Object Type Name (Ex)	PL Fiscal Year	Budgetary Expenditures	
Mechanical Inspection IA	074300080	1000 - Personal Services	2017	623,420.03	
Mechanical Inspection IA	074300080	2000 - Travel		14,562.92	
Mechanical Inspection IA	074300080	3000 - Services		35,184.05	
Mechanical Inspection IA	074300080			-	
			2017	673,167.00	\$ 673,167.00

Appropriation Name	Appropriation Code	Object Type Name (Ex)	PL Fiscal Year	Budgetary Expenditures	
Occupational Safety and Health GF	074400030	2000 - Travel	2017	-	
Occupational Safety and Health GF	074400030	3000 - Services		3,000.00	
Occupational Safety and Health GF	074400030			-	
			2017	3,000.00	\$ 3,000.00

Appropriation Name	Appropriation Code	Object Type Name (Ex)	PL Fiscal Year	Budgetary Expenditures	
Occupational Safety and Health GFM	074400031	1000 - Personal Services	2017	817,003.94	
Occupational Safety and Health GFM	074400031	2000 - Travel		53,908.31	
Occupational Safety and Health GFM	074400031	3000 - Services		170,742.62	
Occupational Safety and Health GFM	074400031	4000 - Commodities		21,427.92	

FY2017 Operating and Capital Appropriations Expenditure Report

Operating Appropriations Total	\$ 135,485,385.44
Capital Appropriations Total	\$ 1,466,491.18
Capital Unbudgeted RSAs Appr Total	\$ 187,364.35
FY2017 Expenditures Grand Total	\$ 137,139,240.97

Occupational Safety and Health GFM	074400031	5000 - Capital Outlay		4,172.10	
Occupational Safety and Health GFM	074400031			-	
			2017	1,067,254.89	\$ 1,067,254.89

Appropriation Name	Appropriation Code	Object Type Name (Ex)	PL Fiscal Year	Budgetary Expenditures	
Occupational Safety and Health FED	074400050	1000 - Personal Services	2017	1,595,770.89	
Occupational Safety and Health FED	074400050	2000 - Travel		82,725.76	
Occupational Safety and Health FED	074400050	3000 - Services		185,510.54	
Occupational Safety and Health FED	074400050	4000 - Commodities		29,506.57	
Occupational Safety and Health FED	074400050	5000 - Capital Outlay		12,715.50	
Occupational Safety and Health FED	074400050			-	
			2017	1,906,229.26	\$ 1,906,229.26

Appropriation Name	Appropriation Code	Object Type Name (Ex)	PL Fiscal Year	Budgetary Expenditures	
Occupational Safety and Health WSCAA	074400060	1000 - Personal Services	2017	703,758.34	
Occupational Safety and Health WSCAA	074400060	2000 - Travel		22,400.38	
Occupational Safety and Health WSCAA	074400060	3000 - Services		991,959.31	
Occupational Safety and Health WSCAA	074400060	4000 - Commodities		2,161.35	
Occupational Safety and Health WSCAA	074400060	5000 - Capital Outlay		1,006.53	
Occupational Safety and Health WSCAA	074400060			-	
			2017	1,721,285.91	\$ 1,721,285.91

Appropriation Name	Appropriation Code	Object Type Name (Ex)	PL Fiscal Year	Budgetary Expenditures	
Occupational Safety and Health IA	074400080	1000 - Personal Services	2017	215,459.34	
Occupational Safety and Health IA	074400080	2000 - Travel		-	
Occupational Safety and Health IA	074400080	3000 - Services		12,130.36	
Occupational Safety and Health IA	074400080			-	
			2017	227,589.70	\$ 227,589.70

Appropriation Name	Appropriation Code	Object Type Name (Ex)	PL Fiscal Year	Budgetary Expenditures	
Alaska Safety Advisory Council SDPR	074500041	2000 - Travel	2017	1,094.43	
Alaska Safety Advisory Council SDPR	074500041	3000 - Services		45,839.30	
Alaska Safety Advisory Council SDPR	074500041	4000 - Commodities		8,492.21	
Alaska Safety Advisory Council SDPR	074500041			-	
			2017	55,425.94	\$ 55,425.94

B7ET - DETS

Appropriation Name	Appropriation Code	Object Type Name (Ex)	PL Fiscal Year	Budgetary Expenditures	
Employment and Training Services Administration FED	075110050	1000 - Personal Services	2017	784,825.65	
Employment and Training Services Administration FED	075110050	2000 - Travel		9,723.23	
Employment and Training Services Administration FED	075110050	3000 - Services		104,688.02	
Employment and Training Services Administration FED	075110050	4000 - Commodities		6,099.49	
Employment and Training Services Administration FED	075110050			-	
			2017	905,336.39	\$ 905,336.39

Appropriation Name	Appropriation Code	Object Type Name (Ex)	PL Fiscal Year	Budgetary Expenditures	
Employment and Training Services Administration IA	075110080	1000 - Personal Services	2017	114,069.84	
Employment and Training Services Administration IA	075110080	2000 - Travel		1,413.22	

FY2017 Operating and Capital Appropriations Expenditure Report

Operating Appropriations Total	\$ 135,485,385.44
Capital Appropriations Total	\$ 1,466,491.18
Capital Unbudgeted RSAs Appr Total	\$ 187,364.35
FY2017 Expenditures Grand Total	\$ 137,139,240.97

Employment and Training Services Administration IA	075110080	3000 - Services		7,538.13	
Employment and Training Services Administration IA	075110080	4000 - Commodities		886.52	
Employment and Training Services Administration IA	075110080			-	
			2017	123,907.71	\$ 123,907.71

Appropriation Name	Appropriation Code	Object Type Name (Ex)	PL Fiscal Year	Budgetary Expenditures	
Workforce Services SDPR	075300041	2000 - Travel	2017	6.00	
Workforce Services SDPR	075300041	3000 - Services		15,674.03	
Workforce Services SDPR	075300041	4000 - Commodities		513.47	
Workforce Services SDPR	075300041			-	
			2017	16,193.50	\$ 16,193.50

Appropriation Name	Appropriation Code	Object Type Name (Ex)	PL Fiscal Year	Budgetary Expenditures	
Workforce Services Fed	075300050	1000 - Personal Services	2017	6,908,393.03	
Workforce Services Fed	075300050	2000 - Travel		28,528.15	
Workforce Services Fed	075300050	3000 - Services		2,448,454.76	
Workforce Services Fed	075300050	4000 - Commodities		46,374.18	
Workforce Services Fed	075300050	5000 - Capital Outlay		4,684.74	
Workforce Services Fed	075300050	7000 - Grants and Benefits		1,481,940.03	
Workforce Services Fed	075300050			-	
			2017	10,918,374.89	\$ 10,918,374.89

Appropriation Name	Appropriation Code	Object Type Name (Ex)	PL Fiscal Year	Budgetary Expenditures	
Workforce Services TBF	075300065	1000 - Personal Services	2017	400,187.98	
Workforce Services TBF	075300065	2000 - Travel		90.46	
Workforce Services TBF	075300065	3000 - Services		86,159.80	
Workforce Services TBF	075300065	4000 - Commodities		3,334.42	
Workforce Services TBF	075300065	5000 - Capital Outlay		266.10	
Workforce Services TBF	075300065			-	
			2017	490,038.76	\$ 490,038.76

Appropriation Name	Appropriation Code	Object Type Name (Ex)	PL Fiscal Year	Budgetary Expenditures	
Workforce Services IA	075300080	1000 - Personal Services	2017	1,134,898.13	
Workforce Services IA	075300080	2000 - Travel		6,838.70	
Workforce Services IA	075300080	3000 - Services		369,582.26	
Workforce Services IA	075300080	4000 - Commodities		17,312.38	
Workforce Services IA	075300080	5000 - Capital Outlay		677.16	
Workforce Services IA	075300080	7000 - Grants and Benefits		1,519,036.81	
Workforce Services IA	075300080			-	
			2017	3,048,345.44	\$ 3,048,345.44

Appropriation Name	Appropriation Code	Object Type Name (Ex)	PL Fiscal Year	Budgetary Expenditures	
Workforce Services Allocation	07B7WSALL	1000 - Personal Services	2017	0.00	
Workforce Services Allocation	07B7WSALL	2000 - Travel		0.00	
Workforce Services Allocation	07B7WSALL	3000 - Services		101.34	
Workforce Services Allocation	07B7WSALL	4000 - Commodities		0.00	
Workforce Services Allocation	07B7WSALL	5000 - Capital Outlay		-	
			2017	101.34	\$ 101.34

B7ES - ESD

Appropriation Name	Appropriation Code	Object Type Name (Ex)	PL Fiscal Year	Budgetary Expenditures	
Employment and Training Services FED	075100050	2000 - Travel	2017	701.50	

FY2017 Operating and Capital Appropriations Expenditure Report

Operating Appropriations Total	\$ 135,485,385.44
Capital Appropriations Total	\$ 1,466,491.18
Capital Unbudgeted RSAs Appr Total	\$ 187,364.35
FY2017 Expenditures Grand Total	\$ 137,139,240.97

Employment and Training Services FED	075100050	3000 - Services		168,753.12	
Employment and Training Services FED	075100050	7000 - Grants and Benefits		(10,050.00)	
Employment and Training Services FED	075100050			-	
			2017	159,404.62	\$ 159,404.62

B7ES - ESD

Appropriation Name	Appropriation Code	Object Type Name (Ex)	PL Fiscal Year	Budgetary Expenditures	
Employment and Training Services IA	075100080	3000 - Services	2017	-	
Employment and Training Services IA	075100080	7000 - Grants and Benefits		(1,116.68)	
Employment and Training Services IA	075100080			-	
			2017	(1,116.68)	\$ (1,116.68)

Appropriation Name	Appropriation Code	Object Type Name (Ex)	PL Fiscal Year	Budgetary Expenditures	
Employment and Training Services Allocation	07B7ETALL	2000 - Travel	2017	-	
Employment and Training Services Allocation	07B7ETALL	3000 - Services		555.36	
Employment and Training Services Allocation	07B7ETALL	4000 - Commodities		2,533.91	
			2017	3,089.27	\$ 3,089.27

Appropriation Name	Appropriation Code	Object Type Name (Ex)	PL Fiscal Year	Budgetary Expenditures	
Workforce Development GF	075500030	1000 - Personal Services	2017	18,391.38	
Workforce Development GF	075500030	3000 - Services		51,595.99	
Workforce Development GF	075500030	4000 - Commodities		36.74	
Workforce Development GF	075500030	7000 - Grants and Benefits		1,941,096.02	
			2017	2,011,120.13	\$ 2,011,120.13

Appropriation Name	Appropriation Code	Object Type Name (Ex)	PL Fiscal Year	Budgetary Expenditures	
Workforce Development GFM	075500031	1000 - Personal Services	2017	134,781.14	
Workforce Development GFM	075500031	3000 - Services		77,553.26	
Workforce Development GFM	075500031	4000 - Commodities		646.74	
Workforce Development GFM	075500031	7000 - Grants and Benefits		1,739,546.36	
Workforce Development GFM	075500031			-	
			2017	1,952,527.50	\$ 1,952,527.50

Appropriation Name	Appropriation Code	Object Type Name (Ex)	PL Fiscal Year	Budgetary Expenditures	
Workforce Development Fed	075500050	1000 - Personal Services	2017	3,002,780.17	
Workforce Development Fed	075500050	2000 - Travel		52,934.97	
Workforce Development Fed	075500050	3000 - Services		1,728,185.50	
Workforce Development Fed	075500050	4000 - Commodities		48,387.30	
Workforce Development Fed	075500050	7000 - Grants and Benefits		5,236,725.59	
Workforce Development Fed	075500050			-	
			2017	10,069,013.53	\$ 10,069,013.53

Appropriation Name	Appropriation Code	Object Type Name (Ex)	PL Fiscal Year	Budgetary Expenditures	
Workforce Development STEP	075500066	1000 - Personal Services	2017	286,723.56	
Workforce Development STEP	075500066	2000 - Travel		62.05	
Workforce Development STEP	075500066	3000 - Services		214,715.13	
Workforce Development STEP	075500066	4000 - Commodities		758.92	
Workforce Development STEP	075500066	7000 - Grants and Benefits		6,871,817.52	
			2017	7,374,077.18	\$ 7,374,077.18

Appropriation Name	Appropriation Code	Object Type Name (Ex)	PL Fiscal Year	Budgetary Expenditures	
--------------------	--------------------	-----------------------	----------------	------------------------	--

FY2017 Operating and Capital Appropriations Expenditure Report

Operating Appropriations Total	\$ 135,485,385.44
Capital Appropriations Total	\$ 1,466,491.18
Capital Unbudgeted RSAs Appr Total	\$ 187,364.35
FY2017 Expenditures Grand Total	\$ 137,139,240.97

Workforce Development TVEP	075500067	1000 - Personal Services	2017	61,023.05	
Workforce Development TVEP	075500067	3000 - Services		14,283.70	
Workforce Development TVEP	075500067	4000 - Commodities		121.90	
Workforce Development TVEP	075500067	7000 - Grants and Benefits		4,364,336.90	
			2017	4,439,765.55	\$ 4,439,765.55
Appropriation Name	Appropriation Code	Object Type Name (Ex)	PL Fiscal Year	Budgetary Expenditures	
Workforce Development Allocation	07B7WDALL	1000 - Personal Services	2017	(0.00)	
Workforce Development Allocation	07B7WDALL	3000 - Services		(0.00)	
Workforce Development Allocation	07B7WDALL	4000 - Commodities		(0.00)	
			2017	(0.00)	
Appropriation Name	Appropriation Code	Object Type Name (Ex)	PL Fiscal Year	Budgetary Expenditures	
Business Services FED	076200050	2000 - Travel	2017	(701.50)	
Business Services FED	076200050	3000 - Services		82,421.64	
Business Services FED	076200050	7000 - Grants and Benefits		2,718.27	
Business Services FED	076200050			-	
			2017	84,438.41	\$ 84,438.41
Appropriation Name	Appropriation Code	Object Type Name (Ex)	PL Fiscal Year	Budgetary Expenditures	
Business Services STEP	076200066	3000 - Services	2017	11,971.79	
Business Services STEP	076200066	7000 - Grants and Benefits		1,941.00	
			2017	13,912.79	\$ 13,912.79
Appropriation Name	Appropriation Code	Object Type Name (Ex)	PL Fiscal Year	Budgetary Expenditures	
Unemployment Insurance FED	075200050	2000 - Travel	2017	-	
Unemployment Insurance FED	075200050	3000 - Services		165,029.95	
Unemployment Insurance FED	075200050	4000 - Commodities		16,935.78	
Unemployment Insurance FED	075200050			-	
			2017	181,965.73	\$ 181,965.73
Appropriation Name	Appropriation Code	Object Type Name (Ex)	PL Fiscal Year	Budgetary Expenditures	
Unemployment Insurance FY17 PR	075700040	1000 - Personal Services	2017	270.99	
Unemployment Insurance FY17 PR	075700040	3000 - Services		49.76	
Unemployment Insurance FY17 PR	075700040			-	
			2017	320.75	\$ 320.75
Appropriation Name	Appropriation Code	Object Type Name (Ex)	PL Fiscal Year	Budgetary Expenditures	
Unemployment Insurance FY17 Fed	075700050	1000 - Personal Services	2017	14,733,869.35	
Unemployment Insurance FY17 Fed	075700050	2000 - Travel		48,444.79	
Unemployment Insurance FY17 Fed	075700050	3000 - Services		4,469,406.03	
Unemployment Insurance FY17 Fed	075700050	4000 - Commodities		206,503.71	
Unemployment Insurance FY17 Fed	075700050			-	
			2017	19,458,223.88	\$ 19,458,223.88
Appropriation Name	Appropriation Code	Object Type Name (Ex)	PL Fiscal Year	Budgetary Expenditures	
Unemployment Insurance FY17 STEP	075700066	1000 - Personal Services	2017	282,772.62	
Unemployment Insurance FY17 STEP	075700066	2000 - Travel		1,867.16	
Unemployment Insurance FY17 STEP	075700066	3000 - Services		74,576.26	
Unemployment Insurance FY17 STEP	075700066	4000 - Commodities		4,093.04	
			2017	363,309.08	\$ 363,309.08
Appropriation Name	Appropriation Code	Object Type Name (Ex)	PL Fiscal Year	Budgetary Expenditures	
Unemployment Insurance FY17 TVEP	075700067	1000 - Personal Services	2017	282,772.43	
Unemployment Insurance FY17 TVEP	075700067	2000 - Travel		1,867.11	

FY2017 Operating and Capital Appropriations Expenditure Report

Operating Appropriations Total	\$ 135,485,385.44
Capital Appropriations Total	\$ 1,466,491.18
Capital Unbudgeted RSAs Appr Total	\$ 187,364.35
FY2017 Expenditures Grand Total	\$ 137,139,240.97

Unemployment Insurance FY17 TVEP	075700067	3000 - Services		76,880.51	
Unemployment Insurance FY17 TVEP	075700067	4000 - Commodities		4,093.02	
			2017	365,613.07	\$ 365,613.07

Appropriation Name	Appropriation Code	Object Type Name (Ex)	PL Fiscal Year	Budgetary Expenditures	
Unemployment Insurance FY17 IA	075700080	1000 - Personal Services	2017	161,258.07	
Unemployment Insurance FY17 IA	075700080	3000 - Services		68,676.80	
Unemployment Insurance FY17 IA	075700080			-	
			2017	229,934.87	\$ 229,934.87

B7VR - DVR

Appropriation Name	Appropriation Code	Object Type Name (Ex)	PL Fiscal Year	Budgetary Expenditures	
Vocational Rehabilitation Administration FED	077100050	1000 - Personal Services	2017	652,172.97	
Vocational Rehabilitation Administration FED	077100050	2000 - Travel		4,923.18	
Vocational Rehabilitation Administration FED	077100050	3000 - Services		76,288.03	
Vocational Rehabilitation Administration FED	077100050	4000 - Commodities		2,770.88	
Vocational Rehabilitation Administration FED	077100050			-	
			2017	736,155.06	\$ 736,155.06

Appropriation Name	Appropriation Code	Object Type Name (Ex)	PL Fiscal Year	Budgetary Expenditures	
SY2017 VR Admin Indirect IA	077101080	1000 - Personal Services	2017	259,335.62	
SY2017 VR Admin Indirect IA	077101080	3000 - Services		-	
SY2017 VR Admin Indirect IA	077101080			-	
			2017	259,335.62	\$ 259,335.62

Appropriation Name	Appropriation Code	Object Type Name (Ex)	PL Fiscal Year	Budgetary Expenditures	
Client Services GFM	077200031	1000 - Personal Services	2017	2,767,500.00	
Client Services GFM	077200031	2000 - Travel		21,611.98	
Client Services GFM	077200031	3000 - Services		471,342.74	
Client Services GFM	077200031	4000 - Commodities		100,622.08	
Client Services GFM	077200031	5000 - Capital Outlay		2,600.00	
Client Services GFM	077200031	7000 - Grants and Benefits		1,095,783.81	
			2017	4,459,460.61	\$ 4,459,460.61

Appropriation Name	Appropriation Code	Object Type Name (Ex)	PL Fiscal Year	Budgetary Expenditures	
Client Services FED	077200050	1000 - Personal Services	2017	5,566,337.41	
Client Services FED	077200050	2000 - Travel		39,044.58	
Client Services FED	077200050	3000 - Services		1,524,207.57	
Client Services FED	077200050	4000 - Commodities		107,949.17	
Client Services FED	077200050	5000 - Capital Outlay		6,420.00	
Client Services FED	077200050	7000 - Grants and Benefits		3,886,648.67	
Client Services FED	077200050			-	
			2017	11,130,607.40	\$ 11,130,607.40

Appropriation Name	Appropriation Code	Object Type Name (Ex)	PL Fiscal Year	Budgetary Expenditures	
Client Services VRSBERF	077200068	2000 - Travel	2017	3,303.59	
Client Services VRSBERF	077200068	3000 - Services		2,656.48	
Client Services VRSBERF	077200068	4000 - Commodities		44.06	
Client Services VRSBERF	077200068	7000 - Grants and Benefits		50,123.63	
Client Services VRSBERF	077200068			-	

FY2017 Operating and Capital Appropriations Expenditure Report

Operating Appropriations Total	\$ 135,485,385.44
Capital Appropriations Total	\$ 1,466,491.18
Capital Unbudgeted RSAs Appr Total	\$ 187,364.35
FY2017 Expenditures Grand Total	\$ 137,139,240.97

			2017	56,127.76	\$ 56,127.76
Appropriation Name	Appropriation Code	Object Type Name (Ex)	PL Fiscal Year	Budgetary Expenditures	
Client Services RSRLF	077200069	2000 - Travel	2017	23.26	
Client Services RSRLF	077200069	3000 - Services		2,610.96	
Client Services RSRLF	077200069	4000 - Commodities		44.06	
Client Services RSRLF	077200069	7000 - Grants and Benefits		37,496.40	
Client Services RSRLF	077200069			-	
			2017	40,174.68	\$ 40,174.68
Appropriation Name	Appropriation Code	Object Type Name (Ex)	PL Fiscal Year	Budgetary Expenditures	
Client Services MHTAAR	077200100	3000 - Services	2017	123,719.78	
			2017	123,719.78	\$ 123,719.78
Appropriation Name	Appropriation Code	Object Type Name (Ex)	PL Fiscal Year	Budgetary Expenditures	
Disability Determination FED	077400050	1000 - Personal Services	2017	2,153,475.65	
Disability Determination FED	077400050	2000 - Travel		3,474.27	
Disability Determination FED	077400050	3000 - Services		676,229.02	
Disability Determination FED	077400050	4000 - Commodities		38,510.26	
Disability Determination FED	077400050	7000 - Grants and Benefits		1,423,667.04	
Disability Determination FED	077400050			-	
			2017	4,295,356.24	\$ 4,295,356.24
Appropriation Name	Appropriation Code	Object Type Name (Ex)	PL Fiscal Year	Budgetary Expenditures	
Disability Determination IA	077400080	1000 - Personal Services	2017	123,131.08	
Disability Determination IA	077400080	3000 - Services		71,260.54	
Disability Determination IA	077400080	4000 - Commodities		1,051.09	
Disability Determination IA	077400080	7000 - Grants and Benefits		13,720.84	
Disability Determination IA	077400080			-	
			2017	209,163.55	\$ 209,163.55
Appropriation Name	Appropriation Code	Object Type Name (Ex)	PL Fiscal Year	Budgetary Expenditures	
Special Projects GF	077500030	7000 - Grants and Benefits	2017	109,608.91	
			2017	109,608.91	\$ 109,608.91
Appropriation Name	Appropriation Code	Object Type Name (Ex)	PL Fiscal Year	Budgetary Expenditures	
Special Projects GFM	077500031	7000 - Grants and Benefits	2017	42,000.00	
			2017	42,000.00	\$ 42,000.00
Appropriation Name	Appropriation Code	Object Type Name (Ex)	PL Fiscal Year	Budgetary Expenditures	
Special Projects FED	077500050	1000 - Personal Services	2017	3,382.38	
Special Projects FED	077500050	2000 - Travel		1,072.63	
Special Projects FED	077500050	3000 - Services		23.00	
Special Projects FED	077500050	7000 - Grants and Benefits		847,747.78	
Special Projects FED	077500050			-	
			2017	852,225.79	\$ 852,225.79
Appropriation Name	Appropriation Code	Object Type Name (Ex)	PL Fiscal Year	Budgetary Expenditures	
Special Projects IA	077500080	1000 - Personal Services	2017	512.89	
Special Projects IA	077500080	3000 - Services		74.89	
Special Projects IA	077500080	7000 - Grants and Benefits		87,467.84	
Special Projects IA	077500080			-	
			2017	88,055.62	\$ 88,055.62

B7AV - AVTEC

FY2017 Operating and Capital Appropriations Expenditure Report

Operating Appropriations Total	\$ 135,485,385.44
Capital Appropriations Total	\$ 1,466,491.18
Capital Unbudgeted RSAs Appr Total	\$ 187,364.35
FY2017 Expenditures Grand Total	\$ 137,139,240.97

Appropriation Name	Appropriation Code	Object Type Name (Ex)	PL Fiscal Year	Budgetary Expenditures	
Alaska Vocational Technical Center GF	078100030	1000 - Personal Services	2017	5,050,852.10	
Alaska Vocational Technical Center GF	078100030	3000 - Services		329,767.90	
Alaska Vocational Technical Center GF	078100030	4000 - Commodities		(0.00)	
Alaska Vocational Technical Center GF	078100030			-	
			2017	5,380,620.00	\$ 5,380,620.00
Alaska Vocational Technical Center PR	078100040	1000 - Personal Services	2017	550,807.20	
Alaska Vocational Technical Center PR	078100040	2000 - Travel		16,735.88	
Alaska Vocational Technical Center PR	078100040	3000 - Services		626,975.02	
Alaska Vocational Technical Center PR	078100040	4000 - Commodities		1,198,889.40	
Alaska Vocational Technical Center PR	078100040	5000 - Capital Outlay		18,413.68	
Alaska Vocational Technical Center PR	078100040	7000 - Grants and Benefits		245,217.55	
Alaska Vocational Technical Center PR	078100040			-	
			2017	2,657,038.73	\$ 2,657,038.73
Alaska Vocational Technical Center SDPR	078100041	1000 - Personal Services	2017	69,237.62	
Alaska Vocational Technical Center SDPR	078100041	2000 - Travel		4,631.50	
Alaska Vocational Technical Center SDPR	078100041	3000 - Services		491,335.29	
Alaska Vocational Technical Center SDPR	078100041	4000 - Commodities		92,191.78	
Alaska Vocational Technical Center SDPR	078100041	5000 - Capital Outlay		84,303.25	
Alaska Vocational Technical Center SDPR	078100041	7000 - Grants and Benefits		104,999.80	
Alaska Vocational Technical Center SDPR	078100041			-	
			2017	846,699.24	\$ 846,699.24
Alaska Vocational Technical Center FED	078100050	3000 - Services	2017	370.00	
Alaska Vocational Technical Center FED	078100050	4000 - Commodities		18,034.61	
Alaska Vocational Technical Center FED	078100050	7000 - Grants and Benefits		583,947.95	
Alaska Vocational Technical Center FED	078100050			-	
			2017	602,352.56	\$ 602,352.56
Alaska Vocational Technical Center TVEP	078100067	1000 - Personal Services	2017	553,829.15	
Alaska Vocational Technical Center TVEP	078100067	3000 - Services		1,647,423.96	
Alaska Vocational Technical Center TVEP	078100067	4000 - Commodities		50,946.89	
			2017	2,252,200.00	\$ 2,252,200.00
Alaska Vocational Technical Center IA	078100080	1000 - Personal Services	2017	515,461.07	

FY2017 Operating and Capital Appropriations Expenditure Report

Operating Appropriations Total	\$ 135,485,385.44
Capital Appropriations Total	\$ 1,466,491.18
Capital Unbudgeted RSAs Appr Total	\$ 187,364.35
FY2017 Expenditures Grand Total	\$ 137,139,240.97

Alaska Vocational Technical Center IA	078100080	2000 - Travel		46,042.31	
Alaska Vocational Technical Center IA	078100080	3000 - Services		34,997.85	
Alaska Vocational Technical Center IA	078100080	4000 - Commodities		30,080.47	
Alaska Vocational Technical Center IA	078100080	7000 - Grants and Benefits		138,633.91	
Alaska Vocational Technical Center IA	078100080			-	
			2017	765,215.61	\$ 765,215.61

Appropriation Name	Appropriation Code	Object Type Name (Ex)	PL Fiscal Year	Budgetary Expenditures	
AVTEC Facilities Maintenance IA	078200080	1000 - Personal Services	2017	765,436.01	
AVTEC Facilities Maintenance IA	078200080	3000 - Services		955,479.71	
AVTEC Facilities Maintenance IA	078200080	4000 - Commodities		35,688.18	
AVTEC Facilities Maintenance IA	078200080			-	
			2017	1,756,603.90	\$ 1,756,603.90

Appropriation Name	Appropriation Code	Object Type Name (Ex)	PL Fiscal Year	Budgetary Expenditures	
AVTEC Facilities Maintenance CIP IA	078200090	1000 - Personal Services	2017	87,242.15	
AVTEC Facilities Maintenance CIP IA	078200090	3000 - Services		4,911.73	
AVTEC Facilities Maintenance CIP IA	078200090	4000 - Commodities		397.64	
AVTEC Facilities Maintenance CIP IA	078200090			-	
			2017	92,551.52	\$ 92,551.52

Appropriation Name	Appropriation Code	Object Type Name (Ex)	PL Fiscal Year	Budgetary Expenditures	
AVTEC Facilities Maintnc Supplemental Support Unbudgeted IA	078201080	1000 - Personal Services	2017	15,846.11	
AVTEC Facilities Maintnc Supplemental Support Unbudgeted IA	078201080	3000 - Services		145,957.93	
AVTEC Facilities Maintnc Supplemental Support Unbudgeted IA	078201080			-	
			2017	161,804.04	\$ 161,804.04

TOTAL OPERATING APPROPRIATIONS \$ 135,485,385.44

B08A - Bus Svc Mgt

Appropriation Name	Appropriation Code	Object Type Name (Ex)	PL Fiscal Year	Budgetary Expenditures	
Business Services Management Information GF	070080130	3000 - Services	2017	163,823.81	
			2017	163,823.81	\$ 163,823.81

B08B - AVTEC IT Reappr

Appropriation Name	Appropriation Code	Object Type Name (Ex)	PL Fiscal Year	Budgetary Expenditures	
AVTEC IT Reappropriation GF	070027783	3000 - Services	2017	-	
AVTEC IT Reappropriation GF	070027783	4000 - Commodities		21,022.02	
AVTEC IT Reappropriation GF	070027783	5000 - Capital Outlay		37,557.20	
			2017	58,579.22	\$ 58,579.22

B10A - WC Net

Appropriation Name	Appropriation Code	Object Type Name (Ex)	PL Fiscal Year	Budgetary Expenditures	
Worker's Compensation Network Upgrade and Rewrite WSCAA	070100160	3000 - Services	2017	12,615.36	
			2017	12,615.36	\$ 12,615.36

FY2017 Operating and Capital Appropriations Expenditure Report

Operating Appropriations Total	\$ 135,485,385.44
Capital Appropriations Total	\$ 1,466,491.18
Capital Unbudgeted RSAs Appr Total	\$ 187,364.35
FY2017 Expenditures Grand Total	\$ 137,139,240.97

B13C - 3rd Ave Dor

Appropriation Name	Appropriation Code	Object Type Name (Ex)	PL Fiscal Year	Budgetary Expenditures	
Third Avenue Dormitory Replacement GF	070130330	3000 - Services	2017	982.54	
			2017	982.54	\$ 982.54

B14A - AV Def Main

Appropriation Name	Appropriation Code	Object Type Name (Ex)	PL Fiscal Year	Budgetary Expenditures	
AVTEC Deferred Maintenance, Renewal, Repair and Equip GF	070140130	3000 - Services	2017	210,724.87	
			2017	210,724.87	\$ 210,724.87

B14B - AV Shop Rel

Appropriation Name	Appropriation Code	Object Type Name (Ex)	PL Fiscal Year	Budgetary Expenditures	
AVTEC Heavy Equip Shop/Diesel&Pipe Welding Rel-Ph 1/3 GF	070140230	3000 - Services	2017	541.14	
AVTEC Heavy Equip Shop/Diesel&Pipe Welding Rel-Ph 1/3 GF	070140230	4000 - Commodities		46,436.44	
AVTEC Heavy Equip Shop/Diesel&Pipe Welding Rel-Ph 1/3 GF	070140230	5000 - Capital Outlay		55,757.67	
			2017	102,735.25	\$ 102,735.25

B15A - AV Def Main

Appropriation Name	Appropriation Code	Object Type Name (Ex)	PL Fiscal Year	Budgetary Expenditures	
Deferred Maintenance, Renewal, Repair & Equipment - AVTEC GF	079150130	3000 - Services	2017	730,181.21	
Deferred Maintenance, Renewal, Repair & Equipment - AVTEC GF	079150130	4000 - Commodities		838.50	
			2017	731,019.71	\$ 731,019.71

B15B - AV Shop Rel 2

Appropriation Name	Appropriation Code	Object Type Name (Ex)	PL Fiscal Year	Budgetary Expenditures	
Heavy Equipment Shop/Diesel Shop/Pipe Welding Reloc Ph2 GF	079150230	3000 - Services	2017	89,318.18	
Heavy Equipment Shop/Diesel Shop/Pipe Welding Reloc Ph2 GF	079150230	5000 - Capital Outlay		50,000.31	
			2017	139,318.49	\$ 139,318.49

B15C - ETS Public Access

Appropriation Name	Appropriation Code	Object Type Name (Ex)	PL Fiscal Year	Budgetary Expenditures	
Employment & Training Services Public Access Network GF	079150330	3000 - Services	2017	46,691.93	
			2017	46,691.93	\$ 46,691.93

TOTAL CAPITAL APPROPRIATIONS \$ 1,466,491.18

BUBC - DOLWD Unbud RSA

Appropriation Name	Appropriation Code	Object Type Name (Ex)	PL Fiscal Year	Budgetary Expenditures	
--------------------	--------------------	-----------------------	----------------	------------------------	--

FY2017 Operating and Capital Appropriations Expenditure Report

Operating Appropriations Total	\$ 135,485,385.44
Capital Appropriations Total	\$ 1,466,491.18
Capital Unbudgeted RSAs Appr Total	\$ 187,364.35
FY2017 Expenditures Grand Total	\$ 137,139,240.97

AVTEC First Lake Facility Oversight Unbudgeted RS CIP IA	07RS67200	1000 - Personal Services	2017	10,726.30	
AVTEC First Lake Facility Oversight Unbudgeted RS CIP IA	07RS67200	3000 - Services		603.89	
AVTEC First Lake Facility Oversight Unbudgeted RS CIP IA	07RS67200			-	
			2017	11,330.19	\$ 11,330.19

BUBC - DOLWD Unbud RSA

Appropriation Name	Appropriation Code	Object Type Name (Ex)	PL Fiscal Year	Budgetary Expenditures	
SFY 2017 Alaska Housing Market Indicators CIP IA	07RS71800	1000 - Personal Services	2017	98,340.29	
SFY 2017 Alaska Housing Market Indicators CIP IA	07RS71800	3000 - Services		9,726.84	
SFY 2017 Alaska Housing Market Indicators CIP IA	07RS71800	4000 - Commodities		643.87	
SFY 2017 Alaska Housing Market Indicators CIP IA	07RS71800			-	
			2017	108,711.00	\$ 108,711.00

BUBC - DOLWD Unbud RSA

Appropriation Name	Appropriation Code	Object Type Name (Ex)	PL Fiscal Year	Budgetary Expenditures	
FY17 Mgmt Information System Support - ICM and EGrAMS CIP IA	07RS75901	1000 - Personal Services	2017	28,220.08	
FY17 Mgmt Information System Support - ICM and EGrAMS CIP IA	07RS75901	3000 - Services		3,602.54	
FY17 Mgmt Information System Support - ICM and EGrAMS CIP IA	07RS75901			-	
			2017	31,822.62	\$ 31,822.62

BUBC - DOLWD Unbud RSA

Appropriation Name	Appropriation Code	Object Type Name (Ex)	PL Fiscal Year	Budgetary Expenditures	
Virtual Contact Center CIP IA	07RS75510	3000 - Services	2017	27,771.30	
Virtual Contact Center CIP IA	07RS75510			-	
			2017	27,771.30	\$ 27,771.30

BUBC - DOLWD Unbud RSA

Appropriation Name	Appropriation Code	Object Type Name (Ex)	PL Fiscal Year	Budgetary Expenditures	
Management Services Capital Indirect CIP IA	07RS71401	3000 - Services	2017	7,729.24	
Management Services Capital Indirect CIP IA	07RS71401			-	
			2017	7,729.24	\$ 7,729.24

BUBC - DOLWD Unbud RSA

Appropriation Name	Appropriation Code	Object Type Name (Ex)	PL Fiscal Year	Budgetary Expenditures	
Alaska Housing Market IndicatoRS-Capital	07RS27796		2017	-	
			2017	-	

TOTAL CAPITAL UNBUDGETED RSAS \$ 187,364.35

Report Name	AR Exp and Rev BFY and
Selected Fiscal Year	2017
Selected Report Date	3/26/2019
Selected AR Codes	071500030, 071600030,
Selected Posting Plan	1 - 18

PL Fiscal Year	PL Budget Fiscal Year	PL Accounting Period	Appropriation Type Name (EX)	Appropriation Unit	AL Document Accounting Line Description	Document FQ	Object Type Name (Ex)	Object Code	Object Name (Ex)	Budgetary Expenditures
2017	2017	14	B7VR - VRA	077100050	Expenditure adjustment to CO GF to prevent VR Admin shortfall	CH8-07-180007399-1	3000 - Services	3970	3970 - Contractual Transfer	\$ (7,110.86)
2017	2017	11	B7VR - VRA	077100050	DOA HR chargeback credit from HR GF to prevent VR Admin shortfall	CH8-07-170031661-1	3000 - Services	3086	3086 - Inter-Agency Human Resources	\$ (5,064.76)
2017	2017	12	B7VR - VRA	077100050	DOA Leases chargeback credit from Leasing GF to prevent VR Admin shortfall	CH8-07-170032995-1	3000 - Services	3087	3087 - Inter-Agency Building Leases	\$ (24,533.05)
2017	2017	14	B7VR - VRA	077100050	DP Operations chargeback credit from DP I/A to prevent VR Admin shortfall	JVC-07-180000605-1	3000 - Services	3077	3077 - Inter-Agency Data Processing Operations Allocation	\$ (16,371.81)
									Total VR Admin Credits Received	\$ (53,080.48)

State of Alaska

Comprehensive Annual Financial Report

For the Fiscal Year
July 1, 2016 - June 30, 2017



Prepared by:
Department of Administration
Division of Finance

The FY 2017 CAFR is expected to be available on or after February 20, 2018 on our Internet web site at <http://doa.alaska.gov/dof/reports/cafr.html>.

This publication was released by the Department of Administration, Division of Finance to report on the State's financial status. This publication is required by AS 37.05.210



THE STATE
of **ALASKA**
GOVERNOR BILL WALKER

Department of Administration

LESLIE RIDLE, COMMISSIONER

10th Fl. State Office Building
P.O. Box 110200
Juneau, Alaska 99811-0200
Main: 907.465.2200
Fax: 907.465.2135
www.doa.alaska.gov

February 9, 2018

The Honorable Bill Walker, Governor
Members of the Legislature
Citizens of the State of Alaska

In accordance with Alaska Statute (AS) 37.05.210, it is our pleasure to present the Comprehensive Annual Financial Report (CAFR) of the State of Alaska for the fiscal year ending June 30, 2017. This report has been prepared by the Department of Administration, Division of Finance. Responsibility for both the accuracy of the data, and the completeness and fairness of the presentation, including all disclosures, rests with the State. To the best of our knowledge and belief, the enclosed data is accurate in all material respects and reported in a manner designed to present fairly the financial position and results of operations of the State. Statistical and demographic information are included to enable the reader to gain an understanding of the State's financial activities.

INTRODUCTION

Internal Controls

The Department of Administration, Division of Finance, is primarily responsible for the overall operation of the State's central accounting system. The State's system of internal controls over the accounting system has been designed to provide reasonable, but not absolute, assurance regarding the safeguarding of assets against loss from unauthorized use or disposition, and the reliability of financial records for preparing financial statements and maintaining accountability for assets. The concept of reasonable assurance recognizes that the cost of a control should not exceed the benefits likely to be derived, and the evaluation of costs and benefits requires estimates and judgments by management.

Some component units operate outside the State's central accounting system. Those component units are responsible for establishing and maintaining their own separate internal control structures.

Audits

The Division of Legislative Audit is the principal auditor of the State's reporting entity. The audit of the CAFR was conducted in accordance with generally accepted auditing standards (GAAS). The independent auditor's report is the first item in the financial section of the CAFR and precedes the Management Discussion and Analysis (MD&A) and basic financial statements. The goal of the independent audit is to provide reasonable assurance that the financial statements of the State for the fiscal year ended June 30,

2017, are free of material misstatement. The audit involved examining, on a test basis, evidence supporting the amounts and disclosures in the CAFR, assessing the accounting principles used, and evaluating the overall financial statement presentation.

In addition to the annual audit of the State's CAFR, the State is required to undergo an annual single audit in conformity with the provisions of the Single Audit Act Amendments of 1996 and the U.S. Office of Management and Budget's Uniform Grant Guidance 2 CFR Part 200. Information related to this single audit, including a schedule of expenditures of federal awards, the auditor's reports on internal controls and compliance with applicable laws and regulations, and a schedule of findings and questioned costs will be published at a later date under separate cover by the Division of Legislative Audit.

Management's Discussion and Analysis

Governmental Accounting Standards Board Statement No. 34 requires that management provide a narrative introduction, overview, and analysis of the State's financial activities. This transmittal letter is intended to complement the MD&A and should be read in conjunction with it. The MD&A can be found immediately following the independent auditor's report.

PROFILE OF THE STATE OF ALASKA

The State of Alaska was the 49th state admitted into the Union in 1959. The Alaska Constitution was adopted by the Constitutional Convention February 5, 1956, ratified by the people of Alaska April 24, 1956, and became operative with the formal proclamation of statehood January 3, 1959.

There are three branches of government: legislative, executive, and judicial. The legislative power of the State is vested in a legislature consisting of a Senate with a membership of 20 and a House of Representatives with a membership of 40. The executive power of the State is vested in the governor. The judicial power of the State is vested in a supreme court, a superior court, and the courts established by the legislature. The jurisdiction of courts and judicial districts are prescribed by law. The courts constitute a unified judicial system for operation and administration.

The State of Alaska reporting entity reflected in this CAFR, which is described more fully in Note 1 to the basic financial statements, conforms with the requirements of Governmental Accounting Standards Board Statement No. 14, *The Financial Reporting Entity*. These criteria include financial accountability, fiscal dependency, and legal standing. The concept underlying the definition of the financial reporting entity is that elected officials are accountable to their constituents. The financial statements should allow users to distinguish between the primary government (the State) and its component units, with the emphasis being on the primary government. Consequently, this transmittal letter, the MD&A, and the financial statements focus on the State and its activities. Although information pertaining to the discretely presented component units is provided, their separately issued financial statements should be read to obtain a complete overview of their financial position.

The State provides a range of services including education, health and human services, transportation, law enforcement, judicial, public safety, community and economic development, public improvements, and general administrative services.

STATE OF ALASKA
SCHEDULE OF EXPENDITURES OF FEDERAL AWARDS
For the Fiscal Year Ended June 30, 2017
By State Agency

Federal Program Title	Federal Agency	CFDA Number	Grant or Other Identifying Number	Cluster	Federal Expenditures	Provided to Subrecipient
National Bioterrorism Hospital Preparedness Program	USDHHS	93.889			1,378,821	
Grants to States for Operation of Offices of Rural Health	USDHHS	93.913			101,542	
HIV Care Formula Grants	USDHHS	93.917			1,124,039	819,809
Healthy Start Initiative	USDHHS	93.926			98,496	91,559
HIV Prevention Activities_Health Department Based	USDHHS	93.940			692,879	261,765
Human Immunodeficiency Virus (HIV)/Acquired Immunodeficiency Virus Syndrome (AIDS) Surveillance	USDHHS	93.944			129,872	
Assistance Programs for Chronic Disease Prevention and Control	USDHHS	93.945			15,038	
Cooperative Agreements to Support State-Based Safe Motherhood and Infant Health Initiative Programs	USDHHS	93.946			206,599	
Block Grants for Community Mental Health Services	USDHHS	93.958			1,176,109	1,045,737
Block Grants for Prevention and Treatment of Substance Abuse	USDHHS	93.959			5,880,030	5,833,040
Sexually Transmitted Diseases (STD) Prevention and Control Grants	USDHHS	93.977			338,934	
Maternal and Child Health Services Block Grant to the States	USDHHS	93.994			935,811	36,086
Association of State and Territorial Health Officials (ASTHO)	USDHHS	93.U03	8612323		(12,403)	
Mammography Inspection	USDHHS	93.U04	223-03-4401		42,922	
Total for Department of Health and Social Services					1,843,645,697	35,125,571
Department of Labor and Workforce Development						
Labor Force Statistics	USDOL	17.002	LFSTAT		620,005	
Compensation and Working Conditions	USDOL	17.005	BLSOSH, WRKCON		86,823	
Employment Service/Wagner-Peyser Funded Activities	USDOL	17.207	ONESTP, WAGPEY, DEI0ES	ESC	9,887,613	
Unemployment Insurance	USDOL	17.225	UI0000, EUC000, REEMPL, UISBR0, UISBRD, RS775700		163,313,384	
Senior Community Service Employment Program	USDOL	17.235	SCSEP0, RS775503		1,721,161	840,499
Trade Adjustment Assistance	USDOL	17.245	TAA000		48,489	
WIOA Adult Program	USDOL	17.258	WIOAAD	WIAC	1,828,668	
WIOA Youth Activities	USDOL	17.259	WIOAYO, RS775510, RS775518	WIAC	2,417,009	1,422,837
WIOA Pilots, Demonstrations, and Research Projects	USDOL	17.261	WIAPDR		303,040	
H-1B Job Training Grants	USDOL	17.268	WIAAME		655,796	150,796
Reentry Employment Opportunities	USDOL	17.270	REO000		120,377	
Work Opportunity Tax Credit Program (WOTC)	USDOL	17.271	WOTC00		37,866	
Temporary Labor Certification for Foreign Workers	USDOL	17.273	LABCER		70,853	
WIOA National Dislocated Worker Grants / WIA	USDOL	17.277	WIANEG, RS775509		1,708,891	653,185
National Emergency Grants						
WIOA Dislocated Worker Formula Grants	USDOL	17.278	WIOADW	WIAC	2,417,266	56,355
WIOA Dislocated Worker National Reserve Technical Assistance and Training	USDOL	17.281	WIATAT		1,234	
Apprenticeship USA Grants	USDOL	17.285	APPUSA		114,289	100,669
Occupational Safety and Health_State Program	USDOL	17.503	23G000, 23G001		1,325,622	
Consultation Agreements	USDOL	17.504	21D000, 21D001		670,565	
Disabled Veterans' Outreach Program (DVOP)	USDOL	17.801	DVOP00	ESC	424,767	
Local Veterans' Employment Representative Program	USDOL	17.804	LVER00	ESC	214,344	
Adult Education - Basic Grants to States	USDOE	84.002	ABE000, RS775505, RS775506, RS775507, RS775508, RS775516		1,065,009	870,147
Special Education_Grants to States	USDOE	84.027	RS570020 Braille from DEED	SEC	-	
Career and Technical Education - Basic Grants to States	USDOE	84.048A	RS570016, RS570025, RS570051, RS570052		-	
Federal Pell Grant Program	USDOE	84.063	PELLGR	SFAC	314,992	
Rehabilitation Services_Vocational Rehabilitation Grants to States	USDOE	84.126	BASSUP, RS772101		10,857,354	
Rehabilitation Services_Independent Living Services for Older Individuals Who are Blind	USDOE	84.177	ILOBLN		214,400	212,700

STATE OF ALASKA
SCHEDULE OF EXPENDITURES OF FEDERAL AWARDS
For the Fiscal Year Ended June 30, 2017
By State Agency

Federal Program Title	Federal Agency	CFDA Number	Grant or Other Identifying Number	Cluster	Federal Expenditures	Provided to Subrecipient
Supported Employment Services for Individuals with the Most Significant Disabilities	USDOE	84.187	SUPEMP		142,669	
Federal Direct Student Loans	USDOE	84.268	DIRLON	SFAC	269,326	
Denali Commission Program	DC	90.100	DENALI		32,330	
ACL Independent Living State Grants	USDHHS	93.369	ILPRTB, RS772500		73,579	
ACL Assistive Technology	USDHHS	93.464	ASTECH		422,072	418,800
Social Security Disability Insurance	SSA	96.001	SSDINS	DISSIC	4,609,764	
Supplemental Security Income	SSA	96.006	SSIREI	DISSIC	1,086,540	
Social Security - Work Incentives Planning and Assistance Program	SSA	96.008	TICKET2WORK function		160,929	
Total for Department of Labor and Workforce Development					207,237,026	4,725,988
Department of Military and Veterans' Affairs						
School Breakfast Program	USDA	10.553	RSA0570012 ACTV 5CBR	CNC	-	
National School Lunch Program	USDA	10.555	RSA0570012 ACTV 5CL2 / 5CLN	CNC	-	
Meteorologic and Hydrologic Modernization Development	USDOC	11.467	20NOAA		432,724	34,619
National Guard Military Operations and Maintenance (O&M) Projects	USDOD	12.401	SRM		11,002,180	
National Guard ChalleNGe Program	USDOD	12.404	50AMYA		3,897,496	
WIOA Youth Activities	USDOL	17.259	RSA0775518	WIAC	-	
Interagency Hazardous Materials Public Sector Training and Planning Grants	USDOT	20.703	20HMEP		136,722	
Veterans Transportation Project	USDVA	64.035	6TRANS		214,632	190,959
Contract	USDVA	64.U01	V101 (223C) P-5701		22,789	
Denali Commission Program	DC	90.100	2DCCR2016		24,561	
Disaster Grants - Public Assistance (Presidentially Declared Disasters)	USDHS	97.036	DRF - PA		17,430,124	14,912,498
Hazard Mitigation Grant	USDHS	97.039	DRF - HM		662,749	266,337
Emergency Management Performance Grants	USDHS	97.042	20EMPG		2,908,141	807,398
Cooperating Technical Partners	USDHS	97.045	20NCTP		4,174	
Pre-Disaster Mitigation	USDHS	97.047	200PDM		1,107,471	940,827
Homeland Security Grant Program	USDHS	97.067	20SHSP		2,472,186	1,627,339
Coast Guard	USDHS	97.U03	HSCG89-16-9-0053		101,484	
Total for Department of Military and Veterans' Affairs					40,417,433	18,779,977
Department of Natural Resources						
Plant and Animal Disease, Pest Control, and Animal Care	USDA	10.025			135,155	
Inspection Grading and Standardization	USDA	10.162			824	
Market Protection and Promotion	USDA	10.163			3,818	
Specialty Crop Block Grant Program - Farm Bill	USDA	10.170			214,871	(7,831)
Organic Certification Cost Share Programs	USDA	10.171	15NOCCSAK0002		10,263	
State Administrative Expenses for Child Nutrition	USDA	10.560			-	
Cooperative Forestry Assistance	USDA	10.664			2,914,938	386,787
Forest Legacy Program	USDA	10.676			5,726	
Forest Health Protection	USDA	10.680			119,871	
Good Neighbor Authority	USDA	10.691			37,512	
Plant Materials for Conservation	USDA	10.905			31,590	
16 Pioneer Hotshot Crew	USDA	10.U06	12PA11100100009 M		122,580	
Young Growth SE	USDA	10.U07	15CS11100106809		1,717,149	
15 USFS Fire Suppression (AKDF070002)	USDA	10.U20	15-FI-11100100-016		-	
16 USFS Fire Suppression (AKDF070002)	USDA	10.U08	15-FI-11100100-016		9,564,687	
17 USFS Fire Suppression (AKDF070002)	USDA	10.U09	15-FI-11100100-016		131,754	
Tanana Valley FIA Inventory	USDA	10.U10	15JV11261939053		24,370	
16 Fire Academy	USDA	10.U21	16 Fire Academy		-	
17 Hotshot Crew	USDA	10.U11	17FI11100100005		53,579	
16 FIA Inventory	USDA	10.U12	2016JV11261919028		1,235,398	
Federal Travel	USDA	10.U13	Federal Travel		2,139	
Forestry Travel	USDA	10.U14	Forestry Travel		10,613	
Chena 67 Flood	USDOC	11.U09	RA133W16SE1611		11,997	
OHA Wake Island	USDOD	12.U02	F1W6CC3262M001		1,466	
Cultural and Paleontological Resources Management	USDOI	15.224			19,390	
Fish, Wildlife and Plant Conservation Resource Management	USDOI	15.231			12,068	

STATE OF ALASKA
SCHEDULE OF EXPENDITURES OF FEDERAL AWARDS
For the Fiscal Year Ended June 30, 2017
By Federal Agency
Prepared by DOF

Federal Program Title	CFDA Number	Pass-Through Organization	Grant or Other Identifying Number	Federal Expenditures	Passed through to Subrecipient
The Alaska Arctic Observatory & Knowledge Hub (AAOKH): A framework for integration of long-term environmental observations and knowledge sharing	16.RD		G00009912	168,225	
Total for Research and Development Cluster				395,711	-
Sexual Assault Services Formula Program	16.017			192,489	175,670
Justice Systems Response to Families	16.021			104,909	95,737
Juvenile Justice and Delinquency Prevention	16.540			444,011	228,071
Missing Children's Assistance	16.543	Municipality of Anchorage, Police Department	2010-MC-CX-K031 & 2013-MC-FX-K011	22,030	
National Criminal History Improvement Program (NCHIP)	16.554			727,617	
Crime Victim Assistance	16.575			2,119,393	2,043,472
Crime Victim Compensation	16.576			910,042	
Crime Victim Assistance/Discretionary Grants	16.582			5,141	
Drug Court Discretionary Grant Program	16.585			38,179	
Violence Against Women Formula Grants	16.588			911,408	210,185
Grants to Encourage Arrest Policies and Enforcement of Protection Orders Program	16.590			178,349	169,571
Residential Substance Abuse Treatment for State Prisoners	16.593			58,016	
State Criminal Alien Assistance Program	16.606			103,100	
Juvenile Mentoring Program	16.726	National 4H Council	4H NMP6 ltrs 2/8/16 & 2/28/17	118,162	
Juvenile Mentoring Program	16.726	National 4H Council	4H NMP7 Letter Date 1/19/17	96,978	
Juvenile Mentoring Program	16.726			15,000	
				230,140	-
Edward Byrne Memorial Justice Assistance Grant Program	16.738			583,317	91,009
DNA Backlog Reduction Program	16.741			195,007	
Paul Coverdell Forensic Sciences Improvement Grant Program	16.742			79,885	
Support for Adam Walsh Act Implementation Grant Program	16.750			52,465	
Edward Byrne Memorial Competitive Grant Program	16.751			81,811	
Swift, Certain, and Fair (SCF) Sanctions Program: Replicating the Concepts behind Project HOPE	16.828			90,128	
National Sexual Assault Kit Initiative	16.833			25,969	
Equitable Sharing Program	16.922			587,890	
Federal Equitable Sharing UAFPD	16.U01		G00006407	710	
FED-UAF Police Drug Task Force	16.U02		G00009400	74	
Total for U.S. Department of Justice				8,137,791	3,013,715
U.S. Department of Labor					
Employment Service Cluster					
Employment Service/Wagner-Peyser Funded Activities	17.207			9,887,613	
Disabled Veterans' Outreach Program (DVOP)	17.801			424,767	
Local Veterans' Employment Representative Program	17.804			214,344	
Total for Employment Service Cluster				10,526,724	-
WIOA Cluster					
WIOA Adult Program	17.258			1,828,668	
WIOA Youth Activities	17.259			2,417,009	1,422,837
WIOA Dislocated Worker Formula Grants	17.278			2,417,266	56,355
Total for WIOA Cluster				6,662,943	1,479,192
Labor Force Statistics	17.002			620,005	
Compensation and Working Conditions	17.005			86,823	
Unemployment Insurance	17.225			163,313,384	
Senior Community Service Employment Program	17.235			1,734,167	840,499
Trade Adjustment Assistance	17.245			48,489	

The notes to the Schedule of Expenditures of Federal Awards are an integral part of this schedule.

STATE OF ALASKA
SCHEDULE OF EXPENDITURES OF FEDERAL AWARDS
For the Fiscal Year Ended June 30, 2017
By Federal Agency
Prepared by DOF

Federal Program Title	CFDA Number	Pass-Through Organization	Grant or Other Identifying Number	Federal Expenditures	Passed through to Subrecipient
WIOA Pilots, Demonstrations, and Research Projects	17.261			303,040	
H-1B Job Training Grants	17.268			655,796	150,796
Reentry Employment Opportunities	17.270			120,377	
Work Opportunity Tax Credit Program (WOTC)	17.271			37,866	
Temporary Labor Certification for Foreign Workers	17.273			70,853	
WIOA National Dislocated Worker Grants / WIA National Emergency Grants	17.277			1,740,020	653,185
WIOA Dislocated Worker National Reserve Technical Assistance and Training	17.281			1,234	
Trade Adjustment Assistance Community College and Career Training (TAACCT) Grants	17.282	Tyler Junior College	MOU DTD 4/17/13 AMD#1 10/27/13	33,659	
Trade Adjustment Assistance Community College and Career Training (TAACCT) Grants	17.282			3,408,902	
				3,442,561	-
Apprenticeship USA Grants	17.285			114,289	100,669
Occupational Safety and Health_State Program	17.503			1,325,622	
Consultation Agreements	17.504			670,565	
Mine Health and Safety Grants	17.600			93,086	
Total for U.S. Department of Labor				191,567,844	3,224,341
U.S. Department of State					
Research and Development Cluster					
Statement of Work: Business Meetings Support: Artic Remote Energy Networks Academy (ARENA) – Alaska On-site Program	19.RD		G00011492	12,830	
Total for Research and Development Cluster				12,830	-
Total for U.S. Department of State				12,830	-
U.S. Department of Transportation					
Federal Transit Cluster					
Federal Transit Capital Investment Grants	20.500	Federal Transit Administration	AK-55-0003	16,889	
Federal Transit Capital Investment Grants	20.500			2,476,443	491,312
				2,493,332	491,312
Federal Transit Formula Grants	20.507			2,479,669	
State of Good Repair Grants Program	20.525			21,342,114	
Total for Federal Transit Cluster				26,315,115	491,312
Highway Planning and Construction Cluster					
Highway Planning and Construction	20.205			600,313,567	3,067,406
Recreation Trails Program	20.219			1,354,604	739,734
Federal Lands Access Program	20.224			2,496	
Total for Highway Planning and Construction Cluster				601,670,667	3,807,140
Highway Safety Cluster					
State and Community Highway Safety	20.600			1,075,087	991,106
State Traffic Safety Information System Improvement Grants	20.610			46,875	12,542
Incentive Grant Program to Increase Motorcyclist Safety	20.612			14,974	
National Priority Safety Programs	20.616			1,431,599	1,176,153
Total for Highway Safety Cluster				2,568,535	2,179,801
Research and Development Cluster					
Highway Research and Development Program	20.200			543,048	
University Transportation Centers Program	20.701	University of Washington	BPO#3882	421,555	

The notes to the Schedule of Expenditures of Federal Awards are an integral part of this schedule.

STATE OF ALASKA
SCHEDULE OF EXPENDITURES OF FEDERAL AWARDS
For the Fiscal Year Ended June 30, 2017
By Federal Agency
Prepared by DOF

Federal Program Title	CFDA Number	Pass-Through Organization	Grant or Other Identifying Number	Federal Expenditures	Passed through to Subrecipient
U.S. Department of Education					
Special Education Cluster (IDEA)					
Special Education_Grants to States	84.027			36,445,823	34,290,638
Special Education_Preschool Grants	84.173			1,302,145	1,192,821
Total for Special Education Cluster (IDEA)				37,747,968	35,483,459
Student Financial Assistance Programs Cluster					
Federal Supplemental Educational Opportunity Grants	84.007			729,752	
Federal Work-Study Program	84.033			34,759	
Federal Pell Grant Program	84.063			20,636,444	
Federal Direct Student Loans	84.268			55,337,084	
Teacher Education Assistance for College and Higher Education Grants (TEACH Grants)	84.379			347,104	
Total for Student Financial Assistance Programs Cluster				77,085,143	-
TRIO Cluster					
TRIO_Student Support Services	84.042			465,779	
TRIO_Talent Search	84.044			45,898	
TRIO_Upward Bound	84.047			578,620	160,564
TRIO_Educational Opportunity Centers	84.066			169,843	
Total for TRIO Cluster				1,260,140	160,564
Adult Education - Basic Grants to States					
Title I Grants to Local Educational Agencies	84.010			43,941,325	43,539,385
Migrant Education_State Grant Program	84.011			6,642,480	6,158,876
Title I State Agency Program for Neglected and Delinquent Children and Youth	84.013			322,267	319,414
Higher Education_Institutional Aid	84.031			6,286,647	
Impact Aid	84.041			43,104,523	
Career and Technical Education - Basic Grants to States	84.048			4,338,689	3,380,257
Indian Education_Grants to Local Educational Agencies	84.060			129,776	129,776
Rehabilitation Services_Vocational Rehabilitation Grants to States	84.126			10,872,094	
Migrant Education_Coordination Program	84.144			70,609	70,453
Rehabilitation Services_Client Assistance Program	84.161			131,917	
Rehabilitation Services_Independent Living Services for Older Individuals Who are Blind	84.177			214,400	212,700
Special Education-Grants for Infants and Families	84.181			2,247,200	1,674,021
School Safety National Activities	84.184			158,392	96,846
Supported Employment Services for Individuals with the Most Significant Disabilities	84.187			142,669	
Education for Homeless Children and Youth	84.196			169,120	127,745
Twenty-First Century Community Learning Centers	84.287			5,556,065	5,472,335
Special Education - State Personnel Development	84.323			184,363	115,797
Advanced Placement Program (Advanced Placement Test Fee; Advanced Placement Incentive Program Grants)	84.330			13,108	
Alaska Native Educational Programs	84.356	Alaska Humanities Forum	AKHF# 16-025	191,681	
Alaska Native Educational Programs	84.356	INUIT Circumpolar Conference	ICC-AK	10,717	
Alaska Native Educational Programs	84.356			3,466,129	232,468
				3,668,527	232,468
Rural Education	84.358			140,031	117,216
English Language Acquisition State Grants	84.365			1,494,740	1,045,121
Mathematics and Science Partnerships	84.366			643,003	457,374
Supporting Effective Instruction State Grant (formerly Improving Teacher Quality State Grants)	84.367	National Writing Project Corporation	Agreement 14-AK01-SEED2014	2,059	
Supporting Effective Instruction State Grant (formerly Improving Teacher Quality State Grants)	84.367			11,335,391	10,936,643
				11,337,450	10,936,643

The notes to the Schedule of Expenditures of Federal Awards are an integral part of this schedule.

STATE OF ALASKA
SCHEDULE OF EXPENDITURES OF FEDERAL AWARDS
For the Fiscal Year Ended June 30, 2017
By Federal Agency
Prepared by DOF

Federal Program Title	CFDA Number	Pass-Through Organization	Grant or Other Identifying Number	Federal Expenditures	Passed through to Subrecipient
Grants for State Assessments and Related Activities	84.369			3,500,776	
Statewide Longitudinal Data Systems	84.372			(1,302)	(1,302)
School Improvement Grants	84.377			251,809	247,309
Strengthening Minority-Serving Institutions	84.382			281,851	
Transition Programs for Students with Intellectual Disabilities into Higher Education	84.407			48,967	
Education Innovation and Research (formerly Investing in Innovation (i3) Fund)	84.411			2,486,852	1,221,655
Federal Family Education Loans (Lenders)	84.032L			84,979,585	
College Access Challenge Grant Program	84.378A			21,829	
Total for U.S. Department of Education				350,591,123	112,068,259
National Archives and Records Administration					
National Historical Publications and Records Grants	89.003			21,296	
Total for National Archives and Records Administration				21,296	-
Denali Commission					
Research and Development Cluster					
Denali Commission Program	90.100			94,514	
Total for Research and Development Cluster				94,514	-
Denali Commission Program	90.100			5,318,358	4,439,179
Total for Denali Commission				5,412,872	4,439,179
Election Assistance Commission					
Help America Vote Act Requirements Payments	90.401			648,916	
Total for Election Assistance Commission				648,916	-
U.S. Department of Health and Human Services					
Aging Cluster					
Special Programs for the Aging_Title III, Part B_Grants for Supportive Services and Senior Centers	93.044			2,409,344	1,586,291
Special Programs for the Aging_Title III, Part C_Nutrition Services	93.045			2,833,381	2,717,702
Nutrition Services Incentive Program	93.053			498,676	1,767
Total for Aging Cluster				5,741,401	4,305,760
Child Care and Development Fund (CCDF) Cluster					
Child Care and Development Block Grant	93.575			21,073,370	4,225,721
Child Care Mandatory and Matching Funds of the Child Care and Development Fund	93.596			6,026,223	2,932,440
Total for Child Care and Development Fund (CCDF) Cluster				27,099,593	7,158,161
Medicaid Cluster					
State Medicaid Fraud Control Units	93.775			1,118,095	
State Survey and Certification of Health Care Providers and Suppliers (Title XVIII) Medicare	93.777			477,297	
Medical Assistance Program	93.778			1,411,771,998	5,925
Total for Medicaid Cluster				1,413,367,390	5,925
Maternal, Infant and Early Childhood Home Visiting Cluster					
Affordable Care Act (ACA) Maternal, Infant, and Early Childhood Home Visiting Program	93.505			2,371,503	
Total for Maternal, Infant and Early Childhood Home Visiting Cluster				2,371,503	-

The notes to the Schedule of Expenditures of Federal Awards are an integral part of this schedule.

**STATE OF ALASKA
SCHEDULE OF EXPENDITURES OF FEDERAL AWARDS
For the Fiscal Year Ended June 30, 2017
By Federal Agency
Prepared by DOF**

Federal Program Title	CFDA Number	Pass-Through Organization	Grant or Other Identifying Number	Federal Expenditures	Passed through to Subrecipient
Tribal Self-Governance Program: IHS Compacts/Funding	93.210	AK Native Tribal Health Consortium	MOU dated 05/09/2006-W47000	199,393	
Tribal Self-Governance Program: IHS Compacts/Funding	93.210	AK Native Tribal Health Consortium	MOU dated 05/09/2006-W47002	418,046	
Tribal Self-Governance Program: IHS Compacts/Funding	93.210	AK Native Tribal Health Consortium	MOU dated 05/09/2006-W47003	169,720	
Tribal Self-Governance Program: IHS Compacts/Funding	93.210	AK Native Tribal Health Consortium	MOU dated 05/09/2006-W47004	518,338	
Tribal Self-Governance Program: IHS Compacts/Funding	93.210	AK Native Tribal Health Consortium	MOU dated 05/09/2006-W47005	734,356	
Tribal Self-Governance Program: IHS Compacts/Funding	93.210	AK Native Tribal Health Consortium	MOU dated 05/09/2006-W47007	161,555	
Tribal Self-Governance Program: IHS Compacts/Funding	93.210	AK Native Tribal Health Consortium	MOU dated 05/09/2006-W47008	313,618	
Tribal Self-Governance Program: IHS Compacts/Funding	93.210	AK Native Tribal Health Consortium	MOU dated 05/09/2006-W47009	361	
Tribal Self-Governance Program: IHS Compacts/Funding	93.210	AK Native Tribal Health Consortium	MOU dated 05/09/2006-W47011	2,657	
Tribal Self-Governance Program: IHS Compacts/Funding	93.210	AK Native Tribal Health Consortium	MOU dated 05/09/2006-W47012	3,811	
Tribal Self-Governance Program: IHS Compacts/Funding	93.210	AK Native Tribal Health Consortium	MOU dated 05/09/2006-W47013	128,107	
Tribal Self-Governance Program: IHS Compacts/Funding	93.210	AK Native Tribal Health Consortium	MOU dated 05/09/2006-W47014	1,934	
Tribal Self-Governance Program: IHS Compacts/Funding	93.210	AK Native Tribal Health Consortium	MOU dated 05/09/2006-W47015	61,274	
Tribal Self-Governance Program: IHS Compacts/Funding	93.210	AK Native Tribal Health Consortium	MOU dated 05/09/2006-W47016	864,404	
Tribal Self-Governance Program: IHS Compacts/Funding	93.210	AK Native Tribal Health Consortium	MOU dated 05/09/2006-W47019	(116)	
Tribal Self-Governance Program: IHS Compacts/Funding	93.210	AK Native Tribal Health Consortium	MOU dated 05/09/2006-W47029	37,929	
Tribal Self-Governance Program: IHS Compacts/Funding	93.210	AK Native Tribal Health Consortium	MOU dated 05/09/2006-W47033	163,153	
Tribal Self-Governance Program: IHS Compacts/Funding	93.210	AK Native Tribal Health Consortium	MOU dated 05/09/2006-W47034	374,186	
Tribal Self-Governance Program: IHS Compacts/Funding	93.210	AK Native Tribal Health Consortium	MOU dated 05/09/2006-W47039	59,018	
Tribal Self-Governance Program: IHS Compacts/Funding	93.210	AK Native Tribal Health Consortium	MOU dated 05/09/2006-W47040	14,157	
				4,225,901	-
Family Planning_Services	93.217			543,170	107,030
Traumatic Brain Injury State Demonstration Grant Program	93.234			482,033	143,336
State Capacity Building	93.240			361,484	
State Rural Hospital Flexibility Program	93.241			719,096	71,102
Substance Abuse and Mental Health Services_Projects of Regional and National Significance	93.243	Anchorage Community Mental Health Services	Contract DTD 2/15/17	7,859	
Substance Abuse and Mental Health Services_Projects of Regional and National Significance	93.243			6,099,526	3,168,204
				6,107,385	3,168,204
Universal Newborn Hearing Screening	93.251			251,242	35,000
Immunization Cooperative Agreements (<i>Admin Costs</i>)	93.268			1,410,465	
Immunization Cooperative Agreements (<i>Immunizations</i>)	93.268			9,078,664	
Viral Hepatitis Prevention and Control	93.270			77,367	
Centers for Disease Control and Prevention_Investigations and Technical Assistance	93.283			3,406,879	
Small Rural Hospital Improvement Grant Program	93.301			111,987	
National State Based Tobacco Control Programs	93.305			1,076,630	179,846
Epidemiology and Laboratory Capacity for Infectious Diseases	93.323			1,214,337	
State Health Insurance Assistance Program	93.324			197,916	70,025
Behavioral Risk Factor Surveillance System	93.336			286,679	
Advanced Education Nursing Traineeships	93.358			349,928	
ACL Independent Living State Grants	93.369			249,101	162,024
ACL Assistive Technology	93.464			422,072	418,800
ACA Nationwide Program for National and State Background Checks for Direct Patient Access Employees of Long Term Care Facilities and Providers	93.506			1,028	
Public Health Training Centers Program	93.516	University of Washington	UWSC8209	47,834	
The Affordable Care Act: Building Epidemiology, Laboratory, and Health Information Systems Capacity in the Epidemiology and Laboratory Capacity for Infectious Disease (ELC) and Emerging Infections Program (EIP) Cooperative Agreement: PPHF	93.521			808,801	
PPHF Capacity Building Assistance to Strengthen Public Health Immunization Infrastructure and Performance financed in part by Prevention and Public Health Funds	93.539			942,852	
Promoting Safe and Stable Families	93.556			662,444	404,383
Child Support Enforcement	93.563			17,249,182	
Low-Income Home Energy Assistance	93.568			8,169,716	300,000
Community Services Block Grant	93.569			2,597,736	2,509,806
Improving the Capability of Indian Tribal Governments to Regulate Environmental Quality	93.581	Yukon River Inter-Tribal Watershed Council	G00009563	(3,758)	

The notes to the Schedule of Expenditures of Federal Awards are an integral part of this schedule.

STATE OF ALASKA
SCHEDULE OF EXPENDITURES OF FEDERAL AWARDS
For the Fiscal Year Ended June 30, 2017
By Federal Agency
Prepared by DOF

Federal Program Title	CFDA Number	Pass-Through Organization	Grant or Other Identifying Number	Federal Expenditures	Passed through to Subrecipient
Association of State and Territorial Health Officials (ASTHO)	93.U03		8612323	(12,403)	
Mammography Inspection	93.U04		223-03-4401	42,922	
Reducing the Incidence of Suicide in Indigenous Groups (RISING-SUN) Project	93.U05		G00011103	13,175	
Total for U.S. Department of Health and Human Services				1,675,378,859	32,583,548
Corporation for National and Community Service					
State Commissions	94.003			233,079	19,269
AmeriCorps	94.006			520,664	520,664
Training and Technical Assistance	94.009			51,486	
Volunteers in Service to America	94.013			11,907	7,139
AmeriCorps VISTA Umbrella 2016	94.U01		G00010749	6,138	
Total for Corporation for National and Community Service				823,274	547,072
Social Security Administration					
Disability Insurance/SSI Cluster					
Social Security Disability Insurance	96.001			4,609,764	
Supplemental Security Income	96.006			1,086,540	
Total for Disability Insurance/SSI Cluster				5,696,304	-
Social Security - Work Incentives Planning and Assistance Program	96.008			252,546	
Incentive Payment Agreement (IPMOU) between SSA and DOC	96.U01		IPMOU	51,200	
Total for Social Security Administration				6,000,050	-
U.S. Department of Homeland Security					
Research and Development Cluster					
Centers for Homeland Security	97.061			1,938,423	800,738
Total for Research and Development Cluster				1,938,423	800,738
Boating Safety Financial Assistance	97.012			743,237	
State Access to the Oil Spill Liability Trust Fund	97.013			552	
Community Assistance Program State Support Services Element (CAP-SSSE)	97.023			107,693	
Disaster Grants - Public Assistance (Presidentially Declared Disasters)	97.036			18,072,182	14,912,498
Hazard Mitigation Grant	97.039			662,749	266,337
National Dam Safety Program	97.041			51,786	
Emergency Management Performance Grants	97.042			2,908,141	807,398
State Fire Training Systems Grants	97.043			3,682	
Assistance to Firefighters Grant	97.044			525,554	
Cooperating Technical Partners	97.045			166,465	
Pre-Disaster Mitigation	97.047			2,198,113	940,827
Homeland Security Grant Program	97.067			2,472,186	1,627,339
U.S. Coast Guard Oversight - Juneau/Kodiak	97.U01		HSCG8716PPXA7V5	64,777	
Miscellaneous Homeland Security - M/V Selendang Oil Spill Response	97.U02		FPN105003	1,827	
Coast Guard	97.U03		HSCG89-16-9-0053	101,484	
Total for U.S. Department of Homeland Security				30,018,851	19,355,137
TOTAL EXPENDITURES OF FEDERAL AWARDS:				4,392,533,053	321,367,943

The notes to the Schedule of Expenditures of Federal Awards are an integral part of this schedule.

State of Alaska - Department of Labor & Workforce Development

Emp ID#: [REDACTED] PCN: 07-1015 Location: Juneau Payroll RD Code: [REDACTED]
 Name: [REDACTED] Phone: [REDACTED] Bargaining Unit: PX (Partially Exempt)
 Division: Office of the Commissioner Mail Stop: 07-0100 O.T. Eligible?: yes
 Cost Center: Status: Fulltime
 Pay Period Ending: 08 31 2016 Alternate Workweek?: NO Alternate W/W Sch:

BATCH #: 1712870
 ENTERED BY: VCA
 CERTIFIED BY:

	- Day of Month -																
	16	17	18	19	20	21	22	23	24	25	26	27	28	29	30	31	Total
	Tue	Wed	Thr	Fri	Sat	Sun	Mon	Tue	Wed	Thr	Fri	Sat	Sun	Mon	Tue	Wed	
Start	8:30	8:30	8:30	8:30			8:30	8:30	8:30	8:30	8:30			8:30	8:30	8:30	
Stop	1:30	1:30	1:30	1:30			1:30	1:30	1:30	1:30	1:30			1:30	1:30	1:30	
Start	2:30	2:30	2:30	2:30			2:30	2:30	2:30	2:30	2:30			2:30	2:30	2:30	
Stop	17:00	17:00	17:00	17:00			17:00	17:00	17:00	17:00	17:00			17:00	17:00	17:00	
Start																	
Stop																	
Total Hours:	7.50	7.50	7.50	7.50			7.50	7.50	7.50	7.50	7.50			7.50	7.50	7.50	90.00

- Alternate Work-Week Schedule Options:**
- 1) Flex First Friday
 - 2) Flex Second Friday
 - 3) Flex First Monday
 - 4) Flex Second Monday
 - 5) Other - Reflect on correct day

CARRY FORWARD HOURS [REDACTED] The number of hours worked during the partial week of the previous pay period.

Breakdown of Hours worked - Regular Hours/Overtime Hours:

Pay Type	Description of Activity	16	17	18	19	20	21	22	23	24	25	26	27	28	29	30	31	Total
		Tue	Wed	Thr	Fri	Sat	Sun	Mon	Tue	Wed	Thr	Fri	Sat	Sun	Mon	Tue	Wed	
100	Regular	6.50	7.50	7.50	7.50			7.25	7.50	7.50	6.50	7.00			7.50	6.50	7.50	86.25
100	OSH RB	1.00						0.25			1.00	0.50				1.00		3.75
251	overtime																	
Total Hours Worked		7.50	7.50	7.50	7.50			7.50	7.50	7.50	7.50	7.50			7.50	7.50	7.50	90.00

Collocation Code							Ledger Code			
Dept	FY	Function Code	Cost Centr							
07	1	0	0	2	7	0				
07	1	0	0	2	1	0				
07	1	0	0	2	7	0				
07										
07										
07										
07										
07										

Collocation Code 07100270 (IRIS 071100080) represents indirect charges

Leave Hours:

Leave Type	Description of Leave	16	17	18	19	20	21	22	23	24	25	26	27	28	29	30	31	Total
		Tue	Wed	Thr	Fri	Sat	Sun	Mon	Tue	Wed	Thr	Fri	Sat	Sun	Mon	Tue	Wed	
165	Personal Leave																	
105	Holiday																	
Total Leave Hours																		
Grand Total Hours		7.50	7.50	7.50	7.50			7.50	7.50	7.50	7.50	7.50			7.50	7.50	7.50	90.00

GGU ADDITIONAL MEAL BREAK COMMENT(S)

DATE	DESCRIPTION OF ACTIVITY	MEAL BREAK TAKEN - Y/N

Final Determination of pay type and rate of compensation will be made by Department of Administration

We certify that the time and hours of work recorded are true and correct.

[REDACTED] Employee Signature 8-31-16 Date [REDACTED] Supervisor Signature 8/31/16 Date

APPENDIX C
FY2017 AND FY2019 LEASES

(Intentionally left blank)

**ALASKA DEPARTMENT OF LABOR AND WORKFORCE DEVELOPMENT
FY2019 INDIRECT COST RATE PROPOSAL**

**STATE PAID LEASES FOR INDIRECT SERVICES
ACTUAL DEPARTMENT EXPENDITURES
FOR THE FISCAL YEAR ENDED JUNE 30, 2017**

<u>DESCRIPTION</u>	<u>STATE TOTAL COSTS</u>	<u>PAID BY CHARGING COMPONENT</u>	<u>PAID WITH OTHER STATE FUNDS</u>	<u>DIRECT COSTS</u>	<u>DEPT-WIDE INDIRECT COSTS</u>
Anchorage Leased Space					
Commissioner's Office	\$ 30,890	\$ -	\$ 30,890	\$ 12,480	\$ 18,410
Management Services	113,231		113,231		113,231
Total Juneau Space	<u>144,121</u>	<u>-</u>	<u>144,121</u>	<u>12,480</u>	<u>131,641</u>
Juneau Leased Space					
Commissioner's Office	108,520	-	108,520	43,844	64,676
Management Services	293,135	121,910	171,225		171,225
Total Juneau Space	<u>401,655</u>	<u>121,910</u>	<u>279,745</u>	<u>43,844</u>	<u>235,901</u>
Total Costs	<u>\$ 545,776</u>	<u>\$ 121,910</u>	<u>\$ 423,866</u>	<u>\$ 56,324</u>	<u>\$ 367,542</u>

ALASKA DEPARTMENT OF LABOR AND WORKFORCE DEVELOPMENT
 FY2019 INDIRECT COST RATE PROPOSAL

STATE PAID LEASES FOR INDIRECT SERVICES
 BUDGETED DEPARTMENT EXPENDITURES
 FOR THE FISCAL YEAR ENDING JUNE 30, 2019

DESCRIPTION	DOA TOTAL COSTS	PAID BY CHARGING COMPONENT	PAID WITH OTHER STATE FUNDS	DIRECT COSTS	DEPT-WIDE INDIRECT COSTS
Anchorage Leased Space					
Commissioner's Office	\$ -		\$ -	-	\$ -
Management Services	113,982		113,982		113,982
Total Juneau Space	<u>113,982</u>	-	<u>113,982</u>	-	<u>113,982</u>
Juneau Leased Space					
Commissioner's Office	70,397	-	70,397	21,119	49,278
Management Services	194,076	-	194,076		194,076
Total Juneau Space	<u>264,473</u>	-	<u>264,473</u>	<u>21,119</u>	<u>243,354</u>
Total Costs	<u>\$ 378,455</u>	<u>\$ -</u>	<u>\$ 378,455</u>	<u>\$ 21,119</u>	<u>\$ 357,336</u>

APPENDIX D
FY2017 LEGISLATIVE AUDIT

(Intentionally left blank)

MEMORANDUM

State of Alaska
Division of Legislative Audit
Phone: (907) 465-3830; Fax: (907) 465-2347

To: Rachel Paguio, Accountant V
Division of Administrative Services
Department of Labor and Workforce
Development

Date: September 11, 2017
Telephone: 465-3830

From: Kris Curtis *KC*
Legislative Auditor

Subject: Memorandum Billing for
FY 17 Single Audit
Services

The purpose of this memorandum is to provide each agency a breakdown of the costs of Single Audit services provided by the Division of Legislative Audit to that department. This breakdown will allow each agency to maximize federal or other funding participation for these costs. Audit costs are not included in the statewide cost allocation plan; therefore, it is up to each agency to direct bill these costs to their programs or elect to incorporate them into the department's indirect cost plan. No additional payments to the Division of Legislative Audit are required.

Department of Labor and Workforce Development Single Audit costs are as follows:

Audit Project	Previously Billed	Informational Billing (Memo)	Total Audit Costs FY 17
Statewide Single Audit - FY 16	\$ 74,205.00	\$ 260,399.00	\$ 334,604.00
Statewide Single Audit - FY 17	0.00	58,687.00	58,687.00
Total Audit Costs	\$ 74,205.00	\$ 319,086.00	\$ 393,291.00

Title 2 CFR 200.425 states that a reasonably proportionate share of the costs of audits required by, and performed in accordance with, the Single Audit Act Amendments of 1996 (31 U.S.C. 7501-7507) are allowable.

The amounts identified as memo billings are audit costs that the departments may seek additional reimbursement as discussed above. These additional FY 17 audit costs must be treated in the same manner as the previously billed audit costs to ensure consistent treatment.

A direct billing approach will require additional information to ensure a proper allocation of costs to all programs that benefit from these services.

Please contact Mark Lundahl (mark.lundahl@akleg.gov or 465-3830) for the additional information.

(Intentionally left blank)

APPENDIX E
FY2017 ADMINISTRATIVE SYSTEMS
(IRIS/AKPAY/ALDER) UNBILLED

(Intentionally left blank)



Memorandum

To: Administrative Service Directors

From: Kelly O'Sullivan
Chief Accountant and Finance Officer

Date: October 13, 2017

Subject: **Fiscal Year 2017 Memo Billing for Statewide Administrative Systems**

This memo informs you of the amount of IRIS FIN (financial), AKPAY/IRIS HRM (payroll), and ALDER (data warehouse) chargeback not billed, but allowable and allocable to your department under the fiscal year 2017 Statewide Cost Allocation Plan (SWCAP), which was approved by our federal cost negotiators at the U.S. Department of Health and Human Services. ***You do not have to pay this unbilled amount.***

The amount is being provided to you in "memo billing" form for your department to maximize federal or other funding participation in these allowable costs. Depending on your departmental cost allocation plan, these memo billing expenditures may be used as either direct or indirect costs. The allocation basis approved by the federal cost negotiator in Section II of the fiscal year 2017 SWCAP for these costs was transaction line count for IRIS FIN and position count for AKPAY/IRIS HRM and active users for ALDER.

For federal or other funding participation, these memo billing expenditures are essentially the same as the IRIS, AKPAY/IRIS, and ALDER chargeback you actually paid. They are allowable costs that can be allocated across your funding sources. They may be billed, or used as match, or used to replace expenditures that are disallowed by the federal government as a result of the audit process. One caveat of the OMB Uniform Guidance is that like costs receive like treatment, so the memo billing expenditures must be charged in the same method as the IRIS, AKPAY/IRIS HRM, and ALDER chargeback you paid for fiscal year 2017.

The following table shows the amount of IRIS, AKPAY/IRIS HRM, and ALDER chargeback allocable, previously billed, and the memo billing amount for each agency in fiscal year 2017. This is the sixth year that amortization of ALDER development costs is included in the approved SWCAP and will continue through fiscal year 2021.

If you have questions about this information, please contact me.

Memo Billing for FY 2017 - IRIS					
Dept	AKSAS/IRIS	Transaction Count	Total Allocable	Previously Billed for FY17	Memo Billing
01 -	Office of the Governor	77,642	\$ 11,234	\$ 25,439	\$ (14,205)
02 -	Administration	997,036	144,269	122,169	22,100
03 -	Law	144,572	20,918	54,791	(33,873)
04 -	Revenue	582,197	84,240	230,960	(146,720)
05 -	Education & Early Development	394,504	57,082	53,324	3,758
06 -	Health & Social Services	2,533,595	366,595	487,779	(121,184)
07 -	Labor & Workforce Development	446,881	64,661	79,330	(14,669)
08 -	Commerce & Econ Development	245,873	35,576	55,138	(19,562)
09 -	Military & Veterans Affairs	425,277	61,534	32,260	29,274
10 -	Natural Resources	560,844	81,151	109,330	(28,179)
11 -	Fish and Game	799,612	115,699	146,885	(31,186)
12 -	Public Safety	318,792	46,127	95,801	(49,674)
18 -	Environmental Conservation	525,584	76,049	53,147	22,902
20 -	Corrections	380,729	55,089	154,324	(99,235)
25 -	Transportation & Public Facilities	6,429,490	930,306	434,820	495,486
31/33 -	Legislature	138,788	20,082	45,353	(25,271)
41 -	Alaska Court System	284,948	38,953	73,355	(34,402)
	Totals	15,286,364	\$2,209,565	\$ 2,254,205	\$ (44,640)

Memo Billing for FY 2017 - AKPAY/IRIS HRM					
Dept	AKPAY/IRIS HRM	Position Count	Total Allocable	Previously Billed	Memo Billing
01 -	Office of the Governor	160	\$ 8,380	\$ 4,392	\$ 3,988
02 -	Administration	1,098	57,506	30,036	27,470
03 -	Law	548	28,701	15,047	13,654
04 -	Revenue	539	28,229	15,372	12,857
05 -	Education & Early Development	333	17,440	9,706	7,734
06 -	Health & Social Services	3,619	189,540	98,142	91,398
07 -	Labor & Workforce Development	803	42,056	23,153	18,903
08 -	Commerce & Econ Development	538	28,177	15,155	13,022
09 -	Military & Veterans Affairs	275	14,403	8,703	5,700
10 -	Natural Resources	1,015	53,159	28,087	25,072
11 -	Fish and Game	1,609	84,269	44,842	39,427
12 -	Public Safety	842	44,099	23,939	20,160
18 -	Environmental Conservation	513	26,868	14,559	12,309
20 -	Corrections	1,904	99,720	50,725	48,995
25 -	Transportation & Public Facilities	3,695	193,521	101,449	92,072
31/33 -	Legislature	546	28,596	15,155	13,441
41 -	Alaska Court System	826	43,261	22,394	20,867
	Totals	18,863	\$ 987,925	\$ 520,856	\$ 467,069

Memo Billing for FY 2017 - ALDER					
Dept	ALDER	ALDER User Count	Total Allocable	Previously Billed	Memo Billing
01 -	Office of the Governor	12	\$ 8,437	\$ 2,318	\$ 6,119
02 -	Administration	182	127,957	51,761	76,196
03 -	Law	13	9,140	2,833	6,307
04 -	Revenue	42	29,528	12,618	16,910
05 -	Education & Early Development	43	30,232	10,815	19,417
06 -	Health & Social Services	123	86,476	48,927	37,549
07 -	Labor & Workforce Development	42	29,528	11,330	18,198
08 -	Commerce & Econ Development	34	23,904	10,300	13,604
09 -	Military & Veterans Affairs	32	22,498	5,150	17,348
10 -	Natural Resources	93	65,384	27,554	37,830
11 -	Fish and Game	91	63,978	25,751	38,227
12 -	Public Safety	51	35,856	14,678	21,178
18 -	Environmental Conservation	49	34,450	11,330	23,120
20 -	Corrections	32	22,498	12,103	10,395
25 -	Transportation & Public Facilities	294	206,699	38,369	168,330
31/33 -	Legislature	43	30,232	11,588	18,644
41 -	Alaska Court System	13	9,140	2,575	6,565
	Totals	1,189	\$ 835,937	\$ 300,000	\$ 535,937

Total Memo Billing for FY 2017 AKSAS/IRIS, AKPAY/IRIS HRM, & ALDER				
Dept	Agency	Total Allocable	Previously Billed	Memo Billing
01 -	Office of the Governor	\$ 28,050	\$ 32,149	\$ (4,099)
02 -	Administration	329,732	203,966	125,766
03 -	Law	58,759	72,671	(13,912)
04 -	Revenue	141,998	258,950	(116,952)
05 -	Education & Early Development	104,754	73,845	30,909
06 -	Health & Social Services	642,612	634,848	7,764
07 -	Labor & Workforce Development	136,246	113,813	22,433
08 -	Commerce & Econ Development	87,657	80,593	7,064
09 -	Military & Veterans Affairs	98,435	46,113	52,322
10 -	Natural Resources	199,695	164,971	34,724
11 -	Fish and Game	263,947	217,478	46,469
12 -	Public Safety	126,082	134,418	(8,336)
18 -	Environmental Conservation	137,367	79,036	58,331
20 -	Corrections	177,306	217,152	(39,846)
25 -	Transportation & Public Facilities	1,330,526	574,638	755,888
31/33 -	Legislature	78,910	72,096	6,814
41 -	Alaska Court System	91,353	98,324	(6,971)
	Totals	4,033,427	\$ 3,075,061	\$ 958,366

(Intentionally left blank)

APPENDIX F
FY2017 STATEWIDE COST ALLOCATION PLAN AGREEMENT

(Intentionally left blank)

STATE OF ALASKA

A Cost Allocation Plan for the State of Alaska
FY 2017 Statewide Cost Plan
Fiscal Year Ended June 30, 2017



Prepared by the
DEPARTMENT OF ADMINISTRATION
DIVISION OF FINANCE

Bill Walker
Governor



THE STATE OF ALASKA

FY 2017 STATE-WIDE COST ALLOCATION PLAN

BASED ON ACTUAL EXPENDITURES FOR THE
FISCAL YEAR ENDED JUNE 30, 2015

Revised December 6, 2016

TABLE OF CONTENTS

Section

- I. Introduction
- II. Certification by an Agency Official
- III. Organization Chart
- IV. Cost Allocation Agreement
- V. FY 2017 Fixed Costs

The enclosed report is a Summary of the Statewide Cost Allocation Plan for the Fiscal Year 2017. Detailed Plans are on file in the Division of Finance and the Alaska State Library.

SECTION I
INTRODUCTION

INTRODUCTION

The State-wide Cost Allocation Plan (SWCAP) for indirect services provided by central services agencies of the State of Alaska for fiscal year 2017 is based on actual data incurred during the fiscal year ended June 30, 2015 (FY 2015). The Plan was prepared by MAXIMUS, Inc. at the request of the Department of Administration, State of Alaska.

The U.S. Office of Management and Budget issued OMB Circular A-87 (2 CFR Part 225), which defines allowable expenditures for Federal grants. The Circular establishes procedures for recovering both direct and indirect costs of programs. The Circular requires that a state wishing to claim indirect costs as charges against Federal grants, prepare an annual SWCAP and submit the Plan for approval to a designated Federal department for review and approval.

This SWCAP, based on actual data incurred during the fiscal year ended June 30, 2015, should be fixed and used on all indirect cost proposals for Federal programs during the State's fiscal year ending June 30, 2017 (FY 2017).

The SWCAP is formatted as follows:

- ❑ **Certificate of Cost Allocation Plan** - a certification by an authorized official that the SWCAP has been prepared in accordance with applicable policies and procedures of OMB Circular A-87 (2 CFR Part 225).
- ❑ **Organization Chart** - a current State of Alaska organization chart.
- ❑ **Cost Allocation Agreement** – agreement signed by federal cognizant agency (DHHS) and the State of Alaska.
- ❑ **FY 2017 Fixed Costs** - schedule which summarizes fixed costs for each State agency.

SECTION II

CERTIFICATE OF COST ALLOCATION PLAN



**STATE OF ALASKA
STATEWIDE COST ALLOCATION PLAN
CERTIFICATE OF COST ALLOCATION PLAN**

This is to certify that I have reviewed the cost allocation plan submitted herewith and to the best of my knowledge and belief:

- (1) All costs included in the FY 2017 Statewide Cost Allocation Plan to establish cost allocations or billings for the fiscal year beginning July 1, 2016 and ending June 30, 2017 are allowable in accordance with the requirements of OMB 2 CFR Part 200, “*Uniform Administrative Requirements, Cost Principles, and Audit Requirements for Federal Awards*,” and the Federal award(s) to which they apply. Unallowable costs have been adjusted for in allocating costs as indicated in the cost allocation plan.

- (2) All costs included in this proposal are properly allocable to Federal awards on the basis of a beneficial or causal relationship between the expenses incurred and the awards to which they are allocated in accordance with applicable requirements. Further, the same costs that have been treated as indirect costs have not been claimed as direct costs. Similar types of costs have been accounted for consistently.

I declare that the foregoing is true and correct.

Governmental Unit: State of Alaska

Signature: _____

Name of Official: Scot A. Arehart

Title: Director, Division of Finance

Date of Execution: _____

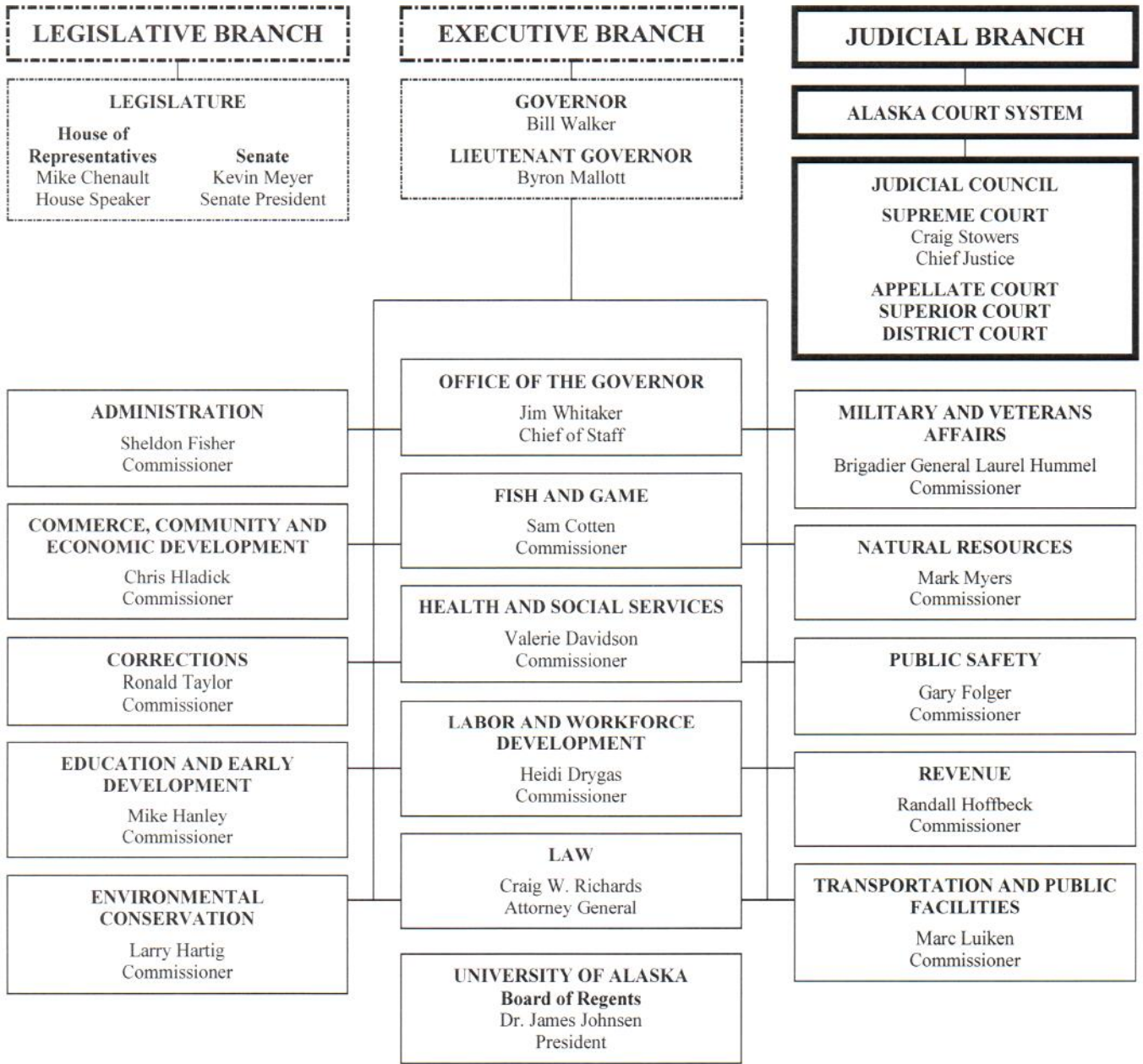
3/31/16

SECTION III

ORGANIZATION CHART

STATE OF ALASKA ORGANIZATION CHART

As of June 30, 2015



- Elected by popular vote (includes Lieutenant Governor, elected on same ticket as Governor).
- ===== Justices and Judges of the Courts nominated by Judicial Council, selected by Governor and thereafter subject to voter approval.
- ===== Department heads appointed by Governor and confirmed by the Legislature.

FUNCTIONS OF STATE DEPARTMENTS

OFFICE OF THE GOVERNOR

The Governor is the Chief Executive of the State. The Office of the Governor has the overall responsibility for coordinating the activities of state agencies to ensure that all programs are consistent with the Governor's policy and objectives.

ADMINISTRATION

The Department of Administration centralizes services to provide more efficient, cost-effective support to state agencies and Alaskans. Services to state agencies include: Labor Relations and Personnel, Finance (payroll, accounting, and disbursements), General Services (purchasing, surplus property, mail, managing public buildings, and leases), Risk Management, Enterprise Technology Services (telecommunications and computer services), and Retirement and Benefits (public employers, public employees, and retirees).

The department also provides services to the public through the: Division of Motor Vehicles, Division of Retirement and Benefits, Office of Public Advocacy, Public Defender Agency, Alaska Public Offices Commission, Alaska Oil and Gas Conservation Commission, Alaska Public Broadcasting Commission, Office of Administrative Hearings, and Violent Crimes Compensation Board.

COMMERCE, COMMUNITY, AND ECONOMIC DEVELOPMENT

The Department of Commerce, Community, and Economic Development promotes economic development, strengthens communities, and provides consumer protections. To accomplish these, the department implements programs for sustainable business growth and reduced energy costs, regulates and enforces to provide a stable business climate, and provides technical and financial assistance and volunteerism outreach opportunities for communities.

The department consists of core agencies including: Division of Banking and Securities; Division of Corporations, Business, and Professional Licensing; Division of Community and Regional Affairs; Division of Insurance; and the Division of Economic Development. Various corporate agencies are also part of the department, including: Alaska Industrial Development and Export Authority, Alaska Energy Authority, Alaska Railroad Corporation, Alaska Gasline Development Corporation, Alaska Seafood Marketing Institute, Regulatory Commission of Alaska, Alcoholic Beverage Control Board, and the Serve Alaska Commission.

CORRECTIONS

The Department of Corrections is responsible for public safety through the incarceration and supervision of offenders. The department operates 12 correctional facilities and jails that provide secure confinement and appropriate rehabilitation programs for felons and misdemeanants; community residential centers; supervision and case management of probationers and parolees in the community; and oversight of 15 small community jails. Also included in the department is the Alaska Board of Parole, a quasi-judicial board that makes all parole related decisions.

EDUCATION AND EARLY DEVELOPMENT

The Department of Education and Early Development is responsible for Alaska's system of public education. The State Board of Education and Early Development is the executive board of the department. The board develops educational policy, promulgates regulations governing education, appoints the commissioner of Education and Early Development with the Governor's approval, and is the channel of communication between state government and the public for educational matters. Education policies are determined by the board and administered by the commissioner through department divisions. Programs administered include: public school funding, teacher certification, and student assessment. The department also operates Mt. Edgecumbe High School, the state's secondary boarding school program. The department administers the state libraries, archives, museum services, and provides grants to the arts community. Other state entities associated with the department for administrative purposes are the Alaska Commission on Postsecondary Education and the Alaska Student Loan Corporation.

ENVIRONMENTAL CONSERVATION

The Department of Environmental Conservation is the state's regulatory agency responsible for protection of the environment and protection of citizens from unsafe sanitary practices.

To accomplish these results, the department develops and enforces standards for protection of the environment and the abatement of pollution to air, land, and water; and controls sanitary practices related to food, drinking water, and solid waste. Services to communities include financial and technical assistance for upgrading water, sewage, and solid waste; assistance meeting health-based standards for air quality; and positioning oil spill response equipment for preparedness and cleanup of oil and hazardous substance releases.

Through partnerships with Alaska citizens, businesses, and communities, the department works to safely manage and reduce pollution and hazards to the environment and human health.

FISH AND GAME

The Department of Fish and Game's mission is to protect, maintain, and improve the fish, game, and aquatic plant resources of the state, and manage their use and development in the best interest of the economy and well-being of the people of the state, consistent with the sustained yield principle in the Alaska Constitution. The commissioner and the department conduct management and research functions necessary to support this mission.

The Boards of Fisheries and Game are responsible for adopting regulations to conserve and develop the state's fish and wildlife resources. The Commercial Fisheries Entry Commission is a quasi-judicial agency that promotes resource conservation and sustained yield management by regulating entry into Alaska's commercial fisheries. The department also includes the Exxon Valdez Oil Spill Trustee Council, which oversees restoration of the injured ecosystem through the use of the \$900 million civil settlement.

HEALTH AND SOCIAL SERVICES

The Department of Health and Social Services' mission is to promote and protect the health and well-being of Alaskans. The department and its eight divisions focus on three priority areas: health and wellness across the lifespan; health care access, delivery, and value; and safe and responsible individuals, families, and communities. Within these three priority areas, the department's seven core services are to: protect and promote the health of Alaskans; provide quality of life in a safe living environment for Alaskans; manage health care coverage for Alaskans in need; facilitate access to affordable health care for Alaskans; strengthen Alaska families; protect vulnerable Alaskans; and promote personal responsibility and accountable decisions by Alaskans. Each of its eight divisions shares a department-wide service philosophy of delivering the right care to the right person at the right time for the right price.

The department's primary functions include: administering Medicaid services for low-income and disabled Alaskans through the Division of Health Care Services; operation of the Alaska Veterans and Pioneers Homes; support services for seniors, providing support to disabled Alaskans and vulnerable adults through the Division of Senior and Disabilities Services; providing child protection and family preservation programs through the Office of Children's Services; operating youth detention facilities, including helping offenders transition back into their communities, through the Division of Juvenile Justice; and offering basic financial assistance, with an emphasis on self-sufficiency, to Alaskans in need through the Division of Public Assistance.

The department is committed to prevention of illness, health promotion and protection, and emergency preparedness through the Division of Public Health; and the Division of Behavioral Health oversees community-based mental health and substance abuse services across the continuum of care (prevention, early intervention, treatment, and recovery programs), including operation of the Alaska Psychiatric Institute.

LABOR AND WORKFORCE DEVELOPMENT

The Department of Labor and Workforce Development is responsible for advancing opportunities for employment and ensuring that employers provide safe and legal working conditions. The department offers employment services, unemployment insurance, adult basic education, job training, workers' compensation adjudication and rehabilitation services, the Fishermen's and Second Injury Funds, and vocational rehabilitation for people with disabilities. In addition, the department enforces laws and regulations assuring occupational safety and health, performs mechanical inspections, and administers state wage and hour laws; serves as the labor relations agency for public employment in the state; and collects, analyzes, and releases labor market and population statistics. Also included in the department are the Alaska Workforce Investment Board, the Workers' Compensation Appeals Commission, and the Alaska Vocational Technical Center.

LAW

The Department of Law is responsible for ensuring safe communities in part through the prosecution and conviction of criminal offenders. The department files both misdemeanor and felony charges; serves as legal advisor to grand juries; and represents the state in all phases of criminal trial and appellate proceedings. It provides legal assistance to state and local law enforcement, the

Department of Corrections, and the Division of Juvenile Justice. It also works in partnership with executive, legislative, and judicial agencies by providing legal advice and representing the state in all actions in which it is a party. Such actions include protecting Alaska's children and youth by handling child abuse, neglect, and delinquency cases expeditiously; resolving questions of state versus federal control of natural resources; ensuring that the state receives its correct share of oil and gas taxes and royalties; collecting money owed to the state by businesses and individuals for child support, fines, and other unpaid obligations; and defending the state against claims for personal injury and other damages.

MILITARY AND VETERANS AFFAIRS

The mission of the Department of Military and Veterans' Affairs is to provide forces to accomplish military missions in the state and around the world; provide homeland security and defense; emergency response; veterans' services; and youth military-style training and education. The commissioner serves as the Adjutant General of the State of Alaska and has command over the approximately 4,000 Army and Air guardsmen of the Alaska National Guard, as well as overseeing these entities which serve the mission of the department as follows:

Alaska Air Guard - recruit, train, equip, and maintain America's finest airmen to support State of Alaska emergency operations and daily homeland security and defense missions, provide rescue forces on continual alert, protect life and property for the citizens of Alaska, and support worldwide contingency operations.

Alaska Army Guard - organize, staff, equip, and train quality units to conduct tactical and stability support operations for State of Alaska emergency missions and U.S. Army requirements.

Facilities Maintenance/Management - provide, maintain, and operate safe, secure, high quality facilities, training areas, and ranges for the Alaska Army National Guard on a cost effective basis which meet or exceed unit mission requirements, environmental compliance standards, and energy efficiencies.

Alaska State Defense Force - volunteer organization whose primary role is to augment and support the Alaska National Guard.

Alaska Naval Militia - maintain relationship with the United States Navy Reserve to secure Naval Militia response capability in Alaska.

Homeland Security and Emergency Management - protect lives and property from terrorism and all other hazards and provide rapid recovery from all disaster events.

Alaska Military Youth Academy - help reclaim the lives of at-risk youth and produce program graduates with the values, skills, education, and self-discipline to succeed as adults.

Veterans' Services - develop and sustain a comprehensive statewide veterans' advocacy program and administer state veterans' programs.

Alaska Aerospace Corporation - promote aerospace related economic growth and development and strengthen Alaska's technological infrastructure.

NATURAL RESOURCES

The Department of Natural Resources manages the majority of state-owned land, water, and natural resources, except fish and game. These resources include approximately 100 million acres of uplands; 60 million acres of tidelands, shore lands, and submerged lands; and 40,000 miles of coastline. Strategic missions include: responsibly develop Alaska's resources by making them available for maximum use and benefit consistent with the public interest; foster responsible commercial development and use of

state land and natural resources consistent with the public interest, for long-term wealth and employment; mitigate threats to the public from natural hazards by providing comprehensive fire protection services on state, private, and municipal lands, and through identifying significant geological hazards; provide access to state lands for public and private use, settlement, and recreation; ensure sufficient data acquisition and assessment of land and resources to foster responsible resource development; and promote and encourage an agriculture industry within the state.

The department serves the state from offices located in 30 Alaskan communities, and encompasses the divisions of Agriculture; Forestry; Geological and Geophysical Surveys; Mining, Land, and Water; Oil & Gas; Parks and Outdoor Recreation; and Support Services; as well as the North Slope Gas Commercialization Office; the Office of Project Management and Permitting; the Mental Health Trust Land Office; the State Pipeline Coordinator's Office; the Citizens Advisory Commission on Federal Areas; the Natural Resources Conservation and Development Board; and the Seismic Hazards Safety Commission.

The department is responsible for managing the resources and revenues associated with the two largest oil and gas fields in North America and over 5 million acres of oil and gas leases; a park system that contains one-third of the nation's state park lands; 40% of the nation's fresh water; fire suppression management for over 134 million acres; forest resource management in three state forests totaling over 2 million acres; mineral management involving over 34,000 mining claims and leases encompassing approximately 3 million acres; agricultural programs that promote, assist, provide technical assistance and lending services to over 700 farms; a comprehensive archive of indigenous plant materials; and a geologic sample archive representing more than 13 million feet of oil and gas exploration and production drilling, and 260,000 feet of mineral exploration core drilling throughout the state.

PUBLIC SAFETY

The Department of Public Safety is responsible for the enforcement of state laws including criminal and fish and wildlife protection laws, fire and life safety, search and rescue, and highway safety laws; maintaining Alaska's central repository of criminal history record information and automated fingerprint identification system; providing forensic crime laboratory services to law enforcement statewide; certifying police proficiency; providing basic police academy and specialized training to municipal and state law enforcement agencies; certifying fire service personnel; oversight of the Village Public Safety Officer program; and assisting victims of domestic violence and sexual assault.

REVENUE

The Department of Revenue administers and enforces tax and charitable gaming laws; collects, invests, and manages state funds and public employee pension trust funds; administers the Permanent Fund Dividend, Shared Taxes and Child Support Services programs; administers licensing programs mandated by statute; issues state general obligation, revenue and lease debt, and authorizes certain agency debt. Other state entities associated with the department for administrative purposes are: Alaska Permanent Fund Corporation, Alaska Housing Finance Corporation, Alaska Housing Capital Corporation, Alaska Municipal Bond Bank Authority, Alaska Mental Health Trust Authority, Alaska Retirement

Management Board, Northern Tobacco Securitization Corporation, and the State Bond Committee.

TRANSPORTATION AND PUBLIC FACILITIES

The Department of Transportation and Public Facilities is responsible for the planning, research, design, construction, maintenance, operation, and protection of all state transportation systems and many public facilities. This includes 249 state-owned airports and seaplane bases, 5,619 miles of state roads, 720 buildings ranging from maintenance shops to state office complexes, and 25 harbor facilities. In addition, the department owns and operates the Alaska Marine Highway System, serving 35 Alaskan communities, Bellingham, WA, and Prince Rupert, BC with a fleet of 11 ships. The department also owns and operates the State Equipment Fleet, which provides full maintenance support and replacement activities of approximately 8,000 light- and heavy-duty vehicles and attachments for state departments, agencies, and offices.

SECTION IV

COST ALLOCATION AGREEMENT



DEPARTMENT OF HEALTH & HUMAN SERVICES

Program Support Center
Financial Management Portfolio
Cost Allocation Services

90 7th Street, Suite 4-600
San Francisco, CA 94103-6705
PHONE: (415) 437-7820
FAX: (415) 437-7823
EMAIL: CAS-SF@psc.hhs.gov

February 27, 2018

Kelly O'Sullivan, Chief Accountant and Finance Officer
Office of Governor
333 Willoughby Ave., 10th Floor
State Office Building
P.O. Box 110204
Juneau, Alaska 99811-0204

Dear Ms. O'Sullivan:

The negotiation agreement approving the central services cost allocation plan for the fiscal year ending 06/30/17 is enclosed. This agreement reflects an understanding reached between your organization and a member of my staff concerning the central service costs that may be included as indirect costs in your departments and agencies that have Federal grants and/or contracts.

Please have the agreement signed by an authorized representative of your organization and return within ten business days of receipt. The signed agreement can be sent to me by email or fax, while retaining the copy for your files. Only when the signed agreement is returned, will we then reproduce and distribute the agreement to the appropriate awarding organizations of the Federal Government for their use.

Our review included the University of Alaska (UA) share of the interest costs incurred by the State to service the Higher Education Facility General Obligation Bonds. Based on the review, it was determined the UA share of the interest costs was \$7,057,134 for the fiscal year ending June 30, 2015. However, during a prior year proposal review, the UA representatives informed us that an adjustment is made to the approved interest amount in order to identify the actual interest cost for a given fiscal year. Since UA includes the interest cost in the facilities and administrative rate proposal, we recommend the Office of Naval Research (cognizant Federal agency) review the adjustment for allowability.

Kelly O'Sullivan
Chief Accountant and Finance Officer

Page 2 of 2

A cost allocation plan proposal together with supporting information are required to substantiate your claim for central service costs under grants and contracts awarded by the Federal government. Thus, your next proposal based on actual costs for the fiscal year ending 06/30/16, is due in our office by 03/31/18. Please submit your next proposal electronically via email to CAS-SF@psc.hhs.gov.

Sincerely,



Arif Karim, Director
Cost Allocation Services

Enclosure

PLEASE SIGN AND RETURN THE NEGOTIATION AGREEMENT BY EMAIL

COST ALLOCATION AGREEMENT
STATE AND LOCAL GOVERNMENTS

State of Alaska
P.O. Box 11024
Juneau, AK 99811

DATE: February 27, 2018
FILING REF.: The preceding agreement was dated:
12/11/15 G16357

SECTION I: ALLOCATED COSTS

The central service costs listed in Exhibit A, attached, are approved on a fixed basis and may be included as part of the costs of the State/local departments and agencies indicated during your fiscal year ended June 30, 2017 for further allocation to Federal grants, contracts and other agreements performed at those departments and agencies.

SECTION II: BILLED COSTS

In addition to Section I, which provides for services furnished but not billed, the services listed below are furnished and billed to State/local departments and agencies.

A. Dept. of Administration

- | | |
|--|---|
| 1. Leasing Services Center | 10. Office of Administrative Hearings |
| 2. Public Building Fund | 11. Division of Retirement and Benefits |
| 3. Risk Management | 12. Group Health and Life Benefits Fund |
| 4. Information Services | 13. ALDER Data Warehouse |
| 5. Central Mail Services | 14. ADA Coordination |
| 6. DOA Finance - Payroll | |
| 7. Integrated Resource Information System (effective 7/1/15) | |
| 8. E-Travel | |
| 9. Division of Personnel | |

B. Dept. of Education - Archives and Record Management Services

C. Dept. of Law - Legal Services

D. Dept. of Labor and Workforce Development

1. Unemployment Compensation Trust Fund

E. Dept. of Revenue - Treasury Division

F. Dept. of Transportation and Public Facilities

1. Building Maintenance Operations
2. Highway Equipment Working Capital Fund

G. Alaska State Legislature - Legislative Audit Division

STATE/LOCALITY: State of Alaska

AGREEMENT DATE: February 27, 2018

SECTION III: CONDITIONS

The amounts approved in Section I and the billings for the services listed in Section II are subject to the following conditions:

A. LIMITATIONS: (1) Charges resulting from this Agreement are subject to any statutory or administrative limitations and apply to a given grant, contract or other agreement only to the extent that funds are available. (2) Such charges represent costs incurred by the State/locality which are legal obligations of the State/locality and are allowable under Title 2 of the Code of Federal Regulations, Part 200 (2 CFR 200). (3) The same costs that are treated as indirect costs are not claimed as direct costs. (4) Similar types of costs are accorded consistent accounting treatment. (5) The information provided by the State/locality which was used to establish this Agreement is not later found to be materially incomplete or inaccurate.

B. ACCOUNTING CHANGES: This Agreement is based on the accounting system purported by the State/locality to be in effect during the Agreement period. Changes to the method of accounting for costs which affect the amount of reimbursement resulting from use of this Agreement require prior approval of the authorized representative of the Cognizant Agency. Such changes include, but are not limited to, changes in the charging of a particular type of cost from allocated cost to a billed cost. Failure to obtain approval may result in cost disallowances.

C. FIXED AMOUNTS: If fixed amounts are approved in Section I of this Agreement, they are based on an estimate of the costs for the period covered by the Agreement. When the actual costs for this period are determined, adjustments will be made to the amounts of a future year to compensate for the difference between the costs used to establish the fixed amounts and actual costs.

D. BILLED COSTS: Charges for the services listed in Section II will be billed in accordance with rates established by the State/locality. These rates will be based on the estimated costs of providing the services. Adjustments for variances between billed costs and the actual allowable costs of providing the services, as defined by 2 CFR 200, will be made in accordance with procedures agreed to between the State/locality and the Cognizant Agency.

E. USE BY OTHER FEDERAL AGENCIES: This Agreement was executed in accordance with the authority in 2 CFR 200, and should be applied to grants, contracts and other agreements covered by that Circular, subject to any limitations in Paragraph A above. The State/locality may provide copies of the Agreement to other Federal Agencies to give them early notification of the Agreement.

BY THE STATE/LOCALITY

STATE OF ALASKA

(STATE/LOCALITY)

(SIGNATURE)

(NAME)

Colleen K. O'Sullivan

(TITLE)

3/13/18

(DATE)

BY THE COGNIZANT AGENCY

ON BEHALF OF THE FEDERAL GOVERNMENT

DEPARTMENT OF HEALTH AND HUMAN SERVICES

(AGENCY)

(SIGNATURE)

Arif Karim

(NAME)

Director, Cost Allocation Services

(TITLE)

February 27, 2018

(DATE)

HHS Representative Cora D. Coleman

Telephone (415) 437-7820

SECTION V

FY 2017 FIXED COSTS

ALASKA STATEWIDE COST ALLOCATION PLAN
SUMMARY OF FIXED COSTS
FOR FISCAL YEAR 2017

Grantee Departments	DOA-Labor Relations	DOA-Finance DOA-Finance	DOA-Finance (cr)	DOA-Payroll	DOA-Payroll (cr)	DOA- Accounting	DOA-Credit Card Rebate	DOA-Purchasing	DOA-Purchasing (cr)	DOA-Property Mgmt	Mgmt and Budget	DOE-State Library	DOT-Central Facilities	DOT-Central Facilities (cr)	DOT-Northern Facilities
Governor (1)	\$8,210	\$2,720	\$	(\$4,992)	(\$13,095)	\$23,914	(\$13,329)	\$26,468	(\$25,844)	(\$11,178)	\$60,086	\$89	\$	\$	(\$44,990)
DOA-Commissioner	424	90		(113)	(437)	697	(533)	507	(464)	(3,305)	517				
DOA-Admin Services	631	226		(1,117)	(1,089)	1,504	(1,153)	919	(1,163)	364	880	1,044			
DOA-Personnel	9,283	2,002		(2,726)	(9,638)	15,335	(11,776)	11,160	(10,284)	27	11,305	8,164			
DOA-Central Mail	495	106		(133)	(507)	811	(623)	589	(542)	173	599	564			
DOA-Leasing	775	166		(212)	(800)	1,276	(979)	928	(851)	231	944	878			
DOA-Telecommunication	3,811	816		(1,041)	(3,921)	6,258	(4,805)	4,573	(4,184)		4,638	4,007	103,126	(83,151)	
DOA-Computer Svcs	4,713	1,026		(1,479)	(4,936)	7,830	(6,014)	5,683	(5,267)	933	5,754	4,955			
DOA-Risk Mgmt	353	76		(101)	(363)	578	(446)	422	(387)	(44)	431	373			
DOA-Pub Office Comm	935	200		(255)	(963)	1,536	(1,179)	1,120	(1,027)		58	1,136	1,031		
DOA-Retirement	8,196	1,740		(2,102)	(8,368)	24,060	(10,281)	12,240	(10,217)	4,245	9,953	8,878			
DOA-Admin Hearings	973	226		(453)	(1,089)	1,691	(1,299)	1,201	(1,163)		1,209	1,270			
DOA-Public Defender	12,444	2,676		(3,543)	(12,868)	20,504	(15,744)	14,942	(13,732)	1,304	15,142	13,551			
DOA-Public Advocacy	9,186	1,904		(1,905)	(9,165)	14,780	(11,352)	10,908	(9,780)	1,736	11,105	9,691			
DOA-Oil Gas Cons	2,446	486		(296)	(2,340)	3,829	(2,943)	2,870	(2,499)	303	2,933	2,540			
DOA-Motor Vehicle	10,668	2,286		(2,968)	(10,998)	17,541	(13,471)	12,800	(11,737)	4,270	12,976	11,507			(2,099)
DOA-PBF	2,115	434		(383)	(2,088)	3,379	(2,594)	2,503	(2,227)	738	2,552	2,301			
DOA-Info Tech Support	652	140		(180)	(670)	1,073	(823)	783	(717)		796	678			
DOA-Violent Crime	210	46		(58)	(218)	348	(267)	255	(232)		254	219			
DOA-Federal Surplus										155					
DOA-E-Travel	56	26,790		(206)	(145)	182	(141)	97	(155)		94	87			
DOA-ALDER		31,076	(193,653)												
DOA-TAS-ASSET		(9,426)													
DOA-IRIS		1,396,819													
Law (3)	40,577	8,438		(12,638)	(40,599)	72,512	(16,408)	39,760	(35,954)	10,136	78,145	18,887			(39,366)
Revenue (4)	40,617	8,174		(11,287)	(39,331)	179,772	(20,480)	28,756	(26,778)	6,004	162,644	26,627			
Education (5)	14,472	4,810		(7,705)	(23,149)	38,932	(28,565)	42,131	(38,981)	(96)	62,396	355,626			
Health (DHSS) (6)	251,793	54,564		(68,920)	(262,478)	451,227	(172,426)	212,421	(207,986)	44,353	22,944	131,321	(96,414)		(46,020)
Labor (7)	50,639	11,682		(39,013)	(56,200)	89,541	(36,938)	44,823	(45,393)	16,412	97,446	30,057	(23,647)		15,240
Commerce (8)	36,717	7,526		(12,066)	(36,213)	66,069	(52,849)	43,374	(38,263)	13,333	60,339	23,822			7,561
Military (9)	20,026	4,254		(9,743)	(20,470)	33,502	(12,676)	38,366	(38,214)	11,044	117,242	6,146			
Natural Resources (10)	60,124	15,772		(22,916)	(75,874)	126,877	(84,671)	99,352	(99,605)	32,042	252,664	122,851	32,437	(27,991)	927
Fish & Game (11)	77,043	19,550		(25,154)	(94,065)	155,140	(136,064)	195,647	(193,419)	107,611	228,071	103,887	(26,918)	(37,543)	(61,994)
Public Safety (12)	64,665	13,666		(15,882)	(65,746)	102,339	(115,141)	112,061	(118,777)	73,587	70,664	12,581	224,359	(284,417)	25,131
HECWF (16)								41,736	(37,925)						
Environmental (18)	39,821	8,062		(16,387)	(38,787)	58,810	(17,622)	25,389	(32,040)	18,998	208,010	3,362			(20,740)
Corrections (20)	145,916	28,952		(1,152)	(139,292)	222,143	(87,635)	87,477	(84,518)	48,023	94,423	9,964			(16,872)
DOT Central Facilities	4,406	446		4,282	(2,140)	6,946	(3,120)	3,680	(1,840)	1,532	4,300	1,194	(4,606)		
DOT North Facilities	7,642	770		7,418	(3,709)	12,044	(5,410)	6,386	(3,194)	3,782	7,454	2,060			(7,491)
DOT SC Facilities	466	48		454	(228)	736	(332)	392	(196)		454	132			
Transportation (25)	229,598	51,316		(78,205)	(246,891)	456,765	(181,912)	256,405	(236,455)	111,090	289,384	20,176	(24,338)		(33,051)
Ombudsman (30)								340	(170)						
Legislature (31)		7,574		(11,345)	(36,444)	59,146	(19,039)	29,504	(26,052)	6,888	(52,173)	51,822	(61,850)		(34,629)
Leg Audit (33)		580		(430)	(2,792)	4,435	(2,492)	1,975	(1,630)	751	401				
Court System (41)		12,404		(16,540)	(59,685)	98,990	(15,717)	32,295	(32,363)		(5,032)	21,114	854,339	(676,477)	55,694
Univ of Alaska (45)						13					124,186				
Other							(2,066)	78	(107)		6,485	3,027	8,553	(6,618)	32,801
SUMMARY TOTAL	\$1,161,098	\$1,721,213	(\$193,653)	(\$361,492)	(\$1,327,791)	\$2,383,065	(\$1,111,315)	\$1,453,316	(\$1,402,332)	\$505,500	\$1,973,751	\$1,016,953	\$985,041	(\$1,116,197)	(\$169,898)

ALASKA STATEWIDE COST ALLOCATION PLAN
SUMMARY OF FIXED COSTS
FOR FISCAL YEAR 2017

Grantee Departments	DOT-Northern Facilities (cr)	DOT-Southeast Facilities	DOT-Southeast Facilities (cr)	TOTAL FIXED
Governor (1)	(\$487)	\$	\$	\$7,572
DOA-Commissioner				(2,147)
DOA-Admin Services				1,046
DOA-Personnel				22,852
DOA-Central Mail				1,532
DOA-Leasing				2,356
DOA-Telecommunication				30,127
DOA-Computer Svcs				13,198
DOA-Risk Mgmt				892
DOA-Pub Office Comm				2,592
DOA-Retirement				38,344
DOA-Admin Hearings				2,566
DOA-Public Defender				34,676
DOA-Public Advocacy				27,108
DOA-Oil Gas Cons				7,329
DOA-Motor Vehicle	(10,149)			20,626
DOA-PBF				6,730
DOA-Info Tech Support				1,732
DOA-Violent Crime				557
DOA-Federal Surplus				155
DOA-E-Travel				26,659
DOA-ALDER				(162,577)
DOA-TAS-ASSET				(9,426)
DOA-IRIS				1,396,819
Law (3)	(426)	11,457	(11,150)	123,371
Revenue (4)				354,718
Education (5)				419,871
Health (DHSS) (6)	(45,611)	(35,359)	(6,530)	226,879
Labor (7)	(25,948)	23,184	(12,064)	139,409
Commerce (8)	(17,405)			101,945
Military (9)				149,477
Natural Resources (10)	(3,765)	7,725	(8,346)	427,603
Fish & Game (11)	(39,858)	(340,029)	(19,415)	(87,510)
Public Safety (12)	(66,264)	5,342	(5,771)	32,397
HECWF (16)				3,811
Environmental (18)	(3,031)	(12,348)		221,497
Corrections (20)	(182)	22,228	(19,628)	309,847
DOT Central Facilities				15,080
DOT North Facilities				27,752
DOT SC Facilities		(135)		1,791
Transportation (25)	(337)	(1,725)	(2,497)	609,323
Ombudsman (30)				170
Legislature (31)	(304)			(86,902)
Leg Audit (33)				798
Court System (41)	(147,429)	367,221	(293,168)	195,646
Univ of Alaska (45)				124,199
Other	(30,535)			11,618
SUMMARY TOTAL	(\$391,731)	\$47,561	(\$378,569)	\$4,794,520

APPENDIX G
FY2017 TAX COLLECTION ACTIVITY

(Intentionally left blank)

**STATE UNEMPLOYMENT INSURANCE AGENCY
TAX COLLECTION ACTIVITY
DESCRIPTION OF UNIT OPERATION**

The Unemployment Insurance Tax Unit is responsible for the collection of taxes from Alaska employers for Unemployment Insurance (UI) Tax and two state programs: the State Employment and Training Program (STEP) and the Alaska Technical and Vocational Education Program (TVEP). The Tax Unit incurs costs directly related to UI and costs that benefit both UI and state programs. Costs directly related to UI are recorded directly into a cost center established for UI on the state accounting system (IRIS). Costs benefiting both UI and state programs are allocated or split between UI and state programs on the ratio established by U.S. Department of Labor, currently 81% to UI and 19% to state programs.

Collection activities and processes of the Tax Unit were reviewed by the U.S. Department of Labor, Division of Cost Determination, soon after STEP began. After the review, a shared cost agreement was reached between the state and federal partners that the state portion of shared costs would be 19%. This agreement has been in place since 1994. On January 25, 2002, the Alaska Department of Labor and Workforce Development requested that the agreement to split common tax collection costs 81% UI and 19% state be reconfirmed. The U.S. Department of Labor, Employment and Training Administration, confirmed that the agreement is still valid and in effect.

The total Tax Unit cost benefitting both UI and state programs for FY2017 was \$3,526,549. Of that amount, \$2,856,505 or 81% was paid with UI Administrative funds, \$335,022 or 9.5% was paid with STEP funds and \$335,022 or 9.5% was paid with TVEP funds.

This is to certify that we collect other taxes that were used to fund non-UI programs. As a result of the execution of our approved shared tax cost agreement, \$670,044 was paid from non-federal sources for fiscal year ending June 30, 2017.

Governmental Unit: State of Alaska, Department of Labor and Workforce Development

Signature: 

Name of Official: Paloma Harbour

Title: Director, Division of Administrative Services

Date of Execution: June 17, 2019

(Intentionally left blank)

APPENDIX H

***FY2017 UNEMPLOYMENT INSURANCE PENALTIES AND INTEREST
ACTIVITY***

(Intentionally left blank)

**STATE UNEMPLOYMENT INSURANCE AGENCY
PENALTIES AND INTEREST ACTIVITY
DESCRIPTION OF UNIT OPERATION**

The Unemployment Insurance Benefit Payment Control Unit (BPC) is responsible for auditing Unemployment Insurance (UI) claims, detecting fraud, declaring benefit overpayments, collecting overpayments and assessing penalties on fraudulent UI claims. The State of Alaska assesses administrative penalties, but not interest, when benefit overpayments from fraud occurs (AS 23.20.390).

In order to isolate the costs of assessing and collecting penalties, the department first had to identify the costs associated with fraud. The department looked at the last two state fiscal years of cases (FY2016 and FY2017). The total cases for FY2016 and FY2017 was 16,563 with 2,391 (14.44%) attributable to fraud cases.

To isolate further the costs of assessing and collecting penalties, the department analyzed the way investigators manage their cases to determine the methodology used in allocating these costs. Penalties are assessed when specific data elements are entered in the Benefit Audit, Reporting and Tracking System (BARTS). The process of penalty assessment and generating collection letters is automated with the interface between the BARTS and UI database. A daily batch run identifies and calculates the penalties for each individual claim and rolls the data in the UI database. Investigators use 31 screens when they manage fraud cases and 6 of those screens (19.35%) have data elements that must be entered in order for penalties to be assessed.

The total cost incurred by the Benefit Payment Control (BPC) Unit in FY2017 was \$2,652,233 with \$382,871 attributable to fraud. Out of the \$382,871 attributable to fraud, 19.35% or \$74,104 were the costs associated with penalties.

In accordance with state and federal law, 30% of the fraud penalties collected are deposited into the UI Trust Fund and the remaining 70% collected are transferred to the state general fund. Therefore, from \$74,104 costs associated with penalties in FY2017, \$51,873 or 70% was attributable to the state general fund.

ALASKA DEPARTMENT OF LABOR AND WORKFORCE DEVELOPMENT
FY2019 INDIRECT COST RATE PROPOSAL

STATE UNEMPLOYMENT INSURANCE AGENCY PENALTIES AND INTEREST ALLOCATION
BASED ON PRIOR YEAR EXPENDITURES

DESCRIPTIONS	FRAUD	NON-FRAUD	TOTAL
UI Overpayment Cases			
FY2016 Cases	1,165	6,556	7,721
FY2017 Cases	1,226	7,616	8,842
Total UI Overpayment Cases	<u>2,391</u>	<u>14,172</u>	<u>16,563</u>
2 Year Average Percentages	14.44%	85.56%	100.00%
Benefit Payment Control Expenditures			
FY2017 Expenditures	\$ 382,871	\$ 2,269,362	\$ 2,652,233
BARTS Screens			
Screens used to manage cases	6	25	31
Percentage	19.35%	80.65%	100.00%
Total Costs associated with assessing penalties	<u>\$ 74,104</u>	<u>\$ 1,830,131</u>	<u>\$ 1,904,235</u>
Breakdown of costs for assessing penalties	STATE	UCF	TOTAL
Penalties Collected			
FY2017 Penalty Revenue Collected	\$ 720,061.20	\$ 308,597.66	\$ 1,028,658.86
Statutorily Percentages on Penalties Collected	70.00%	30.00%	100.00%
Penalty Costs Attributable to Non-UCF	\$ 51,873		

This is to certify that I have reviewed the penalties and interest activities submitted herewith and to the best of my knowledge and belief:

1. All costs of the penalties and interest collected were used only for the benefit of the Unemployment Insurance program.
2. As a result of the execution of the cost allocation plan for fiscal year ending June 30, 2017, \$51,873 was contributed to the UI appropriation from non-federal sources in the form of UI lease costs paid for with state general funds.

I declare that the foregoing is true and correct.

Governmental Unit: State of Alaska, Department of Labor and Workforce Development

Signature: Paul MAS

Name of Official: Paloma Harbour

Title: Director, Division of Administrative Services

Date of Execution: June 17, 2019

(Intentionally left blank)

APPENDIX I
INCOME ELIGIBILITY VERIFICATION SYSTEM

(Intentionally left blank)

INCOME ELIGIBILITY VERIFICATION SYSTEM

As the State Unemployment Insurance (UI) Agency for the State of Alaska, the Alaska Department of Labor and Workforce Development operates the State's Income Eligibility Verification System (IEVS). The department's UI program operates the system in accordance with applicable sections of the Social Security Act (SSA). UI operates the system and allows authorized agencies access to wage and unemployment compensation data maintained on the system. UI is also authorized to acquire and maintain any information from state agencies identified in Section 1113 of the SSA.

- The following agencies are utilizing Alaska's Income and Eligibility Verification System pursuant to Sec. 1137 (42.U.S.C. 1320b-7):
 - Alaska Department of Health and Social Services (DHSS) - Electronic data access is provided "online" to DHSS. Benefiting DHSS administered programs include the Alaska Temporary Assistance Program, Medicaid, Adult Public Assistance, Chronic and Acute Medical Assistance, General Relief Assistance, Supplemental Nutrition Assistance Program (a.k.a. Food Stamp Program), and Energy Assistance Program.
 - Alaska Department of Revenue (DOR) - Electronic data access is provided "online" to DOR. The Child Support Enforcement Division of DOR utilizes the system.
 - Central Council of Tlingit and Haida Indian Tribes of Alaska (CCTHITA) - Electronic data access is provided via the provision of data sets automatically extracted and available to CCTHITA through connections with the Alaska Department of Administration's mainframe. CCTHITA administers Temporary Assistance to Needy Families (TANF) programs in southeast Alaska native communities in cooperation with U.S. Department of Health and Human Services (U.S. DHHS).
 - Association of Village Council Presidents (AVCP) - Electronic data access is provided via the provision of data sets automatically extracted and available to AVCP through connections with the Alaska Department of Administration's mainframe. AVCP administers TANF programs in Bethel region native communities in cooperation with U.S. DHHS.
 - Other State Agencies - Any other state agencies authorized in SSA to receive data maintained on IEVS.
 - Social Security Administration (SSA) - Electronic data access is provided "online" to a limited number of SSA employees located within Alaska's borders.
- Copies of written agreements with requesting departments and agencies utilizing the system are available upon request.

- ❑ The department does not recover any costs from requesting agencies for costs associated with the data acquisition, data entry, or maintenance and operation of IEVS. IEVS is maintained on the Department of Administration's (DOA) mainframe computer system. Data processing costs associated with online access and mainframe acquisition of data sets is billed directly to agencies by DOA.

The department has virtually eliminated costs for provision of IEVS data to authorized agencies by allowing agencies either online access through DOA or by the provision of data sets available on the DOA mainframe computer system. Agencies with online access are linked to IEVS through authorized workstations. Agencies without online access may acquire data through connection with DOA's mainframe. A mainframe computer program automatically extracts data records from the department's database and places data sets in an accessible file automatically and on a scheduled routine. In this manner, agencies utilizing IEVS recover the data and incur all costs associated with acquisition of the data from IEVS.

- ❑ The only agency that the department has a separate agreement with for tape matching services is the Alaska Department of Revenue (DOR), Tax Division. States are required to share wage and unemployment compensation records with the U.S. Internal Revenue Service (IRS) for the purposes of the Federal Unemployment Tax Act. An agreement is not required. IRS issues a summons for records.

The department's agreement with DOR is to supply wage data for the purpose of verifying the Alaska payroll reported on the apportionment schedule of the Alaska Corporation Net Income Tax Returns required by Alaska Statute 43.20. Data sharing is authorized by AS 23.20.110(a).

- ❑ As previously stated, the department has recovered no funds from other agencies related to IEVS.

APPENDIX J
TREND ANALYSIS, FY2018 AND FY2019

(Intentionally left blank)

**ALASKA DEPARTMENT OF LABOR AND WORKFORCE DEVELOPMENT
FY2019 INDIRECT COST RATE PROPOSAL**

DEPARTMENT-WIDE

FISCAL YEARS 2018 and 2019

<u>DEPARTMENTAL OVERHEAD</u>	<u>PROJECTED 2018</u>	<u>PROJECTED 2019</u>	<u>VARIANCE for 2018 and 2019</u>	
			<u>AMOUNT</u>	<u>PERCENT</u>
Wages	\$ 2,406,155	\$ 2,529,846	\$ 123,690	4.89%
Benefits	1,436,130	1,501,051	64,921	4.33%
Travel	46,916	38,221	(8,694)	-22.75%
Contract Services	645,990	770,685	124,695	16.18%
Communications	92,892	72,896	(19,996)	-27.43%
Printing	38,812	5,715	(33,097)	-579.12%
Repairs & Maintenance	7,640	5,016	(2,623)	-52.30%
Equipment Rental	-	-	-	#DIV/0!
Transportation	10,659	15,428	4,769	30.91%
Premises Rent	228,372	90,721	(137,651)	-151.73%
Other	266,481	106,940	(159,541)	-149.19%
Supplies	67,037	50,455	(16,582)	-32.86%
Equipment	-	-	-	#DIV/0!
Sub-Total Indirect Costs	5,247,084	5,186,974	(60,110)	-1.16%
SWCAP	\$ 342,188	\$ 139,409	(202,779)	-145.46%
Leases paid from State funds	406,033	357,336	(48,697)	-13.63%
Administrative Systems (IRIS/ALDER)				
Unbilled	10,832	22,433	11,601	51.71%
Audit Costs	264,130	58,687	(205,443)	-350.07%
Carryforward	(893,097)	(990,848)	(97,751)	9.87%
Total Indirect	\$ 5,377,170	\$ 4,773,991	\$ (603,179)	-12.63%
Base	\$ 73,133,814	\$ 70,003,803	\$ (3,130,011)	-4.47%
Department-Wide Rate	6.32%	6.32%	0.00%	0.00%
Statewide Rate	1.03%	0.50%	-0.53%	-106.00%
Combined Dept-Wide and Statewide Rates	7.35%	6.82%	-0.53%	-7.77%

**ALASKA DEPARTMENT OF LABOR AND WORKFORCE DEVELOPMENT
FY2019 INDIRECT COST RATE PROPOSAL**

DEPARTMENT-WIDE

FISCAL YEARS 2018 and 2019

<u>DVR</u>	<u>PROJECTED 2018</u>	<u>PROJECTED 2019</u>	<u>VARIANCE</u>	
			<u>AMOUNT</u>	<u>PERCENT</u>
Wages	\$ 617,092.33	\$ 555,149	\$ (61,944)	-11.16%
Benefits	356,631	329,851	(26,779)	-8.12%
Travel	40,600	10,000	(30,600)	-306.00%
Contract Services	84,700	218,600	133,900	61.25%
Communications	18,400	19,000	600	3.16%
Printing	-	-	-	#DIV/0!
Repairs & Maintenance	3,000	3,000	-	0.00%
Equipment Rental	-	-	-	#DIV/0!
Transportation	-	-	-	#DIV/0!
Premises Rent	62,300	25,600	(36,700)	-143.36%
Other	60,300	11,200	(49,100)	-438.39%
Supplies	31,000	60,000	29,000	48.33%
Equipment	-	-	-	#DIV/0!
Sub-Total Indirect Costs	1,274,023	1,232,400	(41,623)	-3.38%
Carryforward	\$ (52,107)	\$ (132,622)	(80,515)	60.71%
Total Indirect	\$ 1,221,916	\$ 1,099,778	\$ (122,138)	-11.11%
Base	\$ 11,434,100	\$ 11,661,300	\$ 227,200	1.95%
DVR Division Rate	10.69%	9.43%	-1.26%	-13.36%
Department-Wide Rate	6.32%	6.32%	0.00%	0.00%
Statewide Rate	1.03%	0.50%	-0.53%	-106.00%
Total Rate	18.04%	16.25%	-1.79%	-11.02%

**ALASKA DEPARTMENT OF LABOR AND WORKFORCE DEVELOPMENT
FY2019 INDIRECT COST RATE PROPOSAL**

DEPARTMENT-WIDE

FISCAL YEARS 2018 and 2019

<u>DETS</u>	<u>PROJECTED</u>	<u>PROJECTED</u>	<u>VARIANCE</u>	
	<u>2018</u>	<u>2019</u>	<u>AMOUNT</u>	<u>PERCENT</u>
Wages	\$ 600,798	\$ 757,304	\$ 156,506	20.67%
Benefits	348,823	442,896	94,073	21.24%
Travel	35,000	15,000	(20,000)	-133.33%
Contract Services	36,000	95,400	59,400	62.26%
Communications	7,700	18,800	11,100	59.04%
Printing	-	1,000	1,000	100.00%
Repairs & Maintenance	-	5,600	5,600	100.00%
Equipment Rental	-	-	-	#DIV/0!
Transportation	-	-	-	#DIV/0!
Premises Rent	20,700	19,100	(1,600)	-8.38%
Other	266,300	5,000	(261,300)	-5226.00%
Supplies	50,000	21,600	21,600	100.00%
Equipment	-	-	-	#DIV/0!
Sub-Total Indirect Costs	1,365,321	1,381,700	66,379	4.80%
Carryforward	\$ -	\$ (141,083)	(141,083)	0.00%
Total Indirect	\$ 1,365,321	\$ 1,240,617	\$ (74,704)	-6.02%
Base	\$ 30,656,300	\$ 28,977,400	\$ (1,678,900)	-5.79%
DETS Division Rate	4.45%	4.28%	-0.17%	-3.97%
Department-Wide Rate	6.32%	6.32%	0.00%	0.00%
Statewide Rate	1.03%	0.50%	-0.53%	-106.00%
Total Rate	11.80%	11.10%	-0.70%	-6.31%

(Intentionally left blank)

THE END
